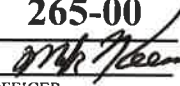


Mississippi State University

Mississippi State University, MS 39762

Dr. Mark E. Keenum



AGENCY

ADDRESS

CHIEF EXECUTIVE OFFICER

	Actual Expenses June 30, 2018	Estimated Expenses June 30, 2019	Requested For June 30, 2020	Requested Over/(Under) Estimated	
				AMOUNT	PERCENT
<b>I. A. PERSONAL SERVICES</b>					
1. Salaries, Wages & Fringe Benefits (Base)	200,507,384	205,511,911	210,964,779		
a. Additional Compensation					
b. Proposed Vacancy Rate (Dollar Amount)			2,922,915		
c. Per Diem					
<b>Total Salaries, Wages &amp; Fringe Benefits</b>	<b>200,507,384</b>	<b>205,511,911</b>	<b>208,041,864</b>	<b>2,529,953</b>	<b>1.23%</b>
2. Travel					
a. Travel & Subsistence (In-State)	218,220	235,550	235,550		
b. Travel & Subsistence (Out-Of-State)	801,566	801,566	801,566		
c. Travel & Subsistence (Out-Of-Country)	8,409	8,409	8,409		
<b>Total Travel</b>	<b>1,028,195</b>	<b>1,045,525</b>	<b>1,045,525</b>		
<b>B. CONTRACTUAL SERVICE S (Schedule B)</b>					
a. Tuition, Rewards & Awards	80,550,747	83,062,559	83,062,559		
b. Communications, Transportation & Utilities	13,111,062	9,785,384	9,785,384		
c. Public Information	324,183	418,466	418,466		
d. Rents	1,064,702	744,346	744,346		
e. Repairs & Service	8,468,931	8,867,681	8,867,681		
f. Fees, Professional & Other Services	1,633,219	1,633,219	1,633,219		
g. Other Contractual Services	23,270,267	25,886,898	28,676,384	2,789,486	10.78%
h. Data Processing	773,722	773,722	773,722		
i. Other					
<b>Total Contractual Services</b>	<b>129,196,833</b>	<b>131,172,275</b>	<b>133,961,761</b>	<b>2,789,486</b>	<b>2.13%</b>
<b>C. COMMODITIES (Schedule C)</b>					
a. Maintenance & Construction Materials & Supplies	362,020	531,391	531,391		
b. Printing & Office Supplies & Materials	296,227	578,021	578,021		
c. Equipment, Repair Parts, Supplies & Accessories	71,114	87,191	87,191		
d. Professional & Scientific Supplies & Materials	35,950	17,879	17,879		
e. Other Supplies & Materials	2,664,899	2,290,921	2,290,921		
<b>Total Commodities</b>	<b>3,430,210</b>	<b>3,505,403</b>	<b>3,505,403</b>		
<b>D. CAPITAL OUTLAY</b>					
1. Total Other Than Equipment (Schedule D-1)	4,458,753	4,430,542	4,430,542		
2. Equipment (Schedule D-2)					
b. Road Machinery, Farm & Other Working Equipment					
c. Office Machines, Furniture, Fixtures & Equipment	77,677	77,677	77,677		
d. IS Equipment (Data Processing & Telecommunications)	484,463	484,463	484,463		
e. Equipment - Lease Purchase					
f. Other Equipment	794,082	797,012	797,012		
<b>Total Equipment (Schedule D-2)</b>	<b>1,356,222</b>	<b>1,359,152</b>	<b>1,359,152</b>		
3. Vehicles (Schedule D-3)					
4. Wireless Comm. Devices (Schedule D-4)					
<b>E. SUBSIDIES, LOANS &amp; GRANTS (Schedule E)</b>	<b>6,922,696</b>	<b>8,089,093</b>	<b>8,089,093</b>		
<b>TOTAL EXPENDITURES</b>	<b>346,900,293</b>	<b>355,113,901</b>	<b>360,433,340</b>	<b>5,319,439</b>	<b>1.50%</b>
<b>II. BUDGET TO BE FUNDED AS FOLLOWS:</b>					
Cash Balance-Unencumbered					
General Fund Appropriation (Enter General Fund Lapse Below)	71,033,928	70,287,535	72,817,488	2,529,953	3.60%
State Support Special Funds	12,083,905	13,267,505	16,056,991	2,789,486	21.02%
Federal Funds					
Other Special Funds (Specify)					
Tuition and Fees	239,826,709	247,646,412	247,646,412		
Other	23,955,751	23,912,449	23,912,449		
Less: Estimated Cash Available Next Fiscal Period					
<b>TOTAL FUNDS (equals Total Expenditures above)</b>	<b>346,900,293</b>	<b>355,113,901</b>	<b>360,433,340</b>	<b>5,319,439</b>	<b>1.50%</b>
GENERAL FUND LAPSE					
<b>III: PERSONNEL DATA</b>					
Number of Positions Authorized in Appropriation Bill					
a.) Perm Full	2,412	2,460	2,460		
b.) Perm Part					
c.) T-L Full					
d.) T-L Part					
Average Annual Vacancy Rate (Percentage)	1.40	1.40	1.40		
a.) Perm Full					
b.) Perm Part					
c.) T-L Full					
d.) T-L Part					

Approved by: Dr. John Pearce  
Official of Board or Commission

Submitted by: Cathy Huff

Date: 7/27/2018 12:33 PM

Budget Officer: Mr. Don Zant / DZant@BudgetPlan.msstate.edu

Phone Number: 662-325-2231

Title: Director of Support



REQUEST BY FUNDING SOURCE

Name of Agency : Mississippi State University

Specify Funding Sources As Shown Below	FY 2018 Actual Amount	% of Line Item	% of Total Budget	FY 2019 Estimated Amount	% of Line Item	% of Total Budget	FY 2020 Requested Amount	% of Line Item	% of Total Budget
1. General _____ State Support Special (Specify) _____	38,795,812	19.35%		40,725,625	19.82%		43,255,578	20.79%	
2. Budget Contingency Fund									
3. Education Enhancement Fund	7,082,519	3.53%		7,675,915	3.74%		7,675,915	3.69%	
4. Health Care Expendable Fund									
5. Tobacco Control Fund									
6. Capital Expense Fund									
7. Working Cash Stabilization Reserve Fund									
8. Federal _____ Other Special (Specify) _____									
9. Tuition and Fees	140,565,240	70.10%		143,275,820	69.72%		143,275,820	68.87%	
10. Other	14,063,813	7.01%		13,834,551	6.73%		13,834,551	6.65%	
11.									
12.									
<b>Total Salaries</b>	<b>200,507,384</b>		<b>57.80%</b>	<b>205,511,911</b>		<b>57.87%</b>	<b>208,041,864</b>		<b>57.72%</b>
1. General _____ State Support Special (Specify) _____	259,699	25.26%		256,644	24.55%		256,644	24.55%	
2. Budget Contingency Fund									
3. Education Enhancement Fund	33,659	3.27%		36,747	3.51%		36,747	3.51%	
4. Health Care Expendable Fund									
5. Tobacco Control Fund									
6. Capital Expense Fund									
7. Working Cash Stabilization Reserve Fund									
8. Federal _____ Other Special (Specify) _____									
9. Tuition and Fees	668,003	64.97%		685,904	65.60%		685,904	65.60%	
10. Other	66,834	6.50%		66,230	6.33%		66,230	6.33%	
11.									
12.									
<b>Total Travel</b>	<b>1,028,195</b>		<b>0.30%</b>	<b>1,045,525</b>		<b>0.29%</b>	<b>1,045,525</b>		<b>0.29%</b>
1. General _____ State Support Special (Specify) _____	26,297,537	20.35%		25,781,186	19.65%		25,781,186	19.25%	
2. Budget Contingency Fund									
3. Education Enhancement Fund	4,508,426	3.49%		4,909,225	3.74%		4,909,225	3.66%	
4. Health Care Expendable Fund									
5. Tobacco Control Fund									
6. Capital Expense Fund							2,789,486	2.08%	
7. Working Cash Stabilization Reserve Fund									
8. Federal _____ Other Special (Specify) _____									
9. Tuition and Fees	89,477,804	69.26%		91,633,810	69.86%		91,633,810	68.40%	
10. Other	8,913,066	6.90%		8,848,054	6.75%		8,848,054	6.60%	
11.									
12.									
<b>Total Contractual</b>	<b>129,196,833</b>		<b>37.24%</b>	<b>131,172,275</b>		<b>36.94%</b>	<b>133,961,761</b>		<b>37.17%</b>
1. General _____ State Support Special (Specify) _____	814,145	23.73%		806,917	23.02%		806,917	23.02%	
2. Budget Contingency Fund									
3. Education Enhancement Fund	114,576	3.34%		125,698	3.59%		125,698	3.59%	
4. Health Care Expendable Fund									
5. Tobacco Control Fund									
6. Capital Expense Fund									
7. Working Cash Stabilization Reserve Fund									
8. Federal _____ Other Special (Specify) _____									
9. Tuition and Fees	2,273,974	66.29%		2,346,239	66.93%		2,346,239	66.93%	
10. Other	227,515	6.63%		226,549	6.46%		226,549	6.46%	
11.									
12.									
<b>Total Commodities</b>	<b>3,430,210</b>		<b>0.99%</b>	<b>3,505,403</b>		<b>0.99%</b>	<b>3,505,403</b>		<b>0.97%</b>

REQUEST BY FUNDING SOURCE

Name of Agency : Mississippi State University

Specify Funding Sources As Shown Below	FY 2018 Actual Amount	% of Line Item	% of Total Budget	FY 2019 Estimated Amount	% of Line Item	% of Total Budget	FY 2020 Requested Amount	% of Line Item	% of Total Budget
1. General _____ State Support Special (Specify) _____	540,321	12.12%		867,403	19.58%		867,403	19.58%	
2. Budget Contingency Fund									
3. Education Enhancement Fund	171,616	3.85%		165,975	3.75%		165,975	3.75%	
4. Health Care Expendable Fund									
5. Tobacco Control Fund									
6. Capital Expense Fund									
7. Working Cash Stabilization Reserve Fund									
8. Federal _____ Other Special (Specify) _____									
9. Tuition and Fees	3,371,941	75.63%		3,098,023	69.92%		3,098,023	69.92%	
10. Other	374,875	8.41%		299,141	6.75%		299,141	6.75%	
11.									
12.									
<b>Total Capital Other Than Equipment</b>	<b>4,458,753</b>		<b>1.29%</b>	<b>4,430,542</b>		<b>1.25%</b>	<b>4,430,542</b>		<b>1.23%</b>
1. General _____ State Support Special (Specify) _____	637,038	46.97%		266,091	19.58%		266,091	19.58%	
2. Budget Contingency Fund									
3. Education Enhancement Fund	31,498	2.32%		50,915	3.75%		50,915	3.75%	
4. Health Care Expendable Fund									
5. Tobacco Control Fund									
6. Capital Expense Fund									
7. Working Cash Stabilization Reserve Fund									
8. Federal _____ Other Special (Specify) _____									
9. Tuition and Fees	659,235	48.61%		950,379	69.92%		950,379	69.92%	
10. Other	28,451	2.10%		91,767	6.75%		91,767	6.75%	
11.									
12.									
<b>Total Capital Equipment</b>	<b>1,356,222</b>		<b>0.39%</b>	<b>1,359,152</b>		<b>0.38%</b>	<b>1,359,152</b>		<b>0.38%</b>
1. General _____ State Support Special (Specify) _____									
2. Budget Contingency Fund									
3. Education Enhancement Fund									
4. Health Care Expendable Fund									
5. Tobacco Control Fund									
6. Capital Expense Fund									
7. Working Cash Stabilization Reserve Fund									
8. Federal _____ Other Special (Specify) _____									
9. Tuition and Fees									
10. Other									
11.									
12.									
<b>Total Vehicles</b>									
1. General _____ State Support Special (Specify) _____									
2. Budget Contingency Fund									
3. Education Enhancement Fund									
4. Health Care Expendable Fund									
5. Tobacco Control Fund									
6. Capital Expense Fund									
7. Working Cash Stabilization Reserve Fund									
8. Federal _____ Other Special (Specify) _____									
9. Tuition and Fees									
10. Other									
11.									
12.									
<b>Total Wireless Communication Devs.</b>									

REQUEST BY FUNDING SOURCE

Name of Agency : Mississippi State University

Specify Funding Sources As Shown Below	FY 2018 Actual Amount	% of Line Item	% of Total Budget	FY 2019 Estimated Amount	% of Line Item	% of Total Budget	FY 2020 Requested Amount	% of Line Item	% of Total Budget
1. General _____ State Support Special (Specify) _____	3,689,376	53.29%		1,583,669	19.58%		1,583,669	19.58%	
2. Budget Contingency Fund									
3. Education Enhancement Fund	141,611	2.05%		303,030	3.75%		303,030	3.75%	
4. Health Care Expendable Fund									
5. Tobacco Control Fund									
6. Capital Expense Fund									
7. Working Cash Stabilization Reserve Fund									
8. Federal _____ Other Special (Specify) _____									
9. Tuition and Fees	2,810,512	40.60%		5,656,237	69.92%		5,656,237	69.92%	
10. Other	281,197	4.06%		546,157	6.75%		546,157	6.75%	
11.									
12.									
<b>Total Subsidies</b>	<b>6,922,696</b>		<b>2.00%</b>	<b>8,089,093</b>		<b>2.28%</b>	<b>8,089,093</b>		<b>2.24%</b>
1. General _____ State Support Special (Specify) _____	71,033,928	20.48%		70,287,535	19.79%		72,817,488	20.20%	
2. Budget Contingency Fund									
3. Education Enhancement Fund	12,083,905	3.48%		13,267,505	3.74%		13,267,505	3.68%	
4. Health Care Expendable Fund									
5. Tobacco Control Fund									
6. Capital Expense Fund							2,789,486	0.77%	
7. Working Cash Stabilization Reserve Fund									
8. Federal _____ Other Special (Specify) _____									
9. Tuition and Fees	239,826,709	69.13%		247,646,412	69.74%		247,646,412	68.71%	
10. Other	23,955,751	6.91%		23,912,449	6.73%		23,912,449	6.63%	
11.									
12.									
<b>TOTAL</b>	<b>346,900,293</b>		<b>100.00%</b>	<b>355,113,901</b>		<b>100.00%</b>	<b>360,433,340</b>		<b>100.00%</b>

**SPECIAL FUNDS DETAIL**

Mississippi State University (265-00)

Name of Agency

<b>S. STATE SUPPORT SPECIAL FUNDS</b>		<b>(1) Actual Revenues FY 2018</b>	<b>(2) Estimated Revenues FY 2019</b>	<b>(3) Requested Revenues FY 2020</b>
<b>Source (Fund Number)</b>	<b>Detailed Description of Source</b>			
Budget Contingency Fund	BCR - Budget Contingency Fund			
Education Enhancement Fund	EEF - Education Enhancement Fund	12,083,905	13,267,505	13,267,505
Health Care Expendable Fund	HCEF - Health Care Expendable Fund			
Tobacco Control Fund	TCF - Tobacco Control Fund			
Capital Expense Fund	CEF - Capital Expense Fund			2,789,486
Working Cash Stabilization Reserve Fund	WCSR - Working Cash Stabilization Reserve Fund			
<b>State Support Special Fund TOTAL</b>		<b>12,083,905</b>	<b>13,267,505</b>	<b>16,056,991</b>
STATE SUPPORT SPECIAL FUND LAPSE				

<b>A. FEDERAL FUNDS *</b>		<b>Percentage Match Requirement FY 2019 FY 2020</b>	<b>(1) Actual Revenues FY 2018</b>	<b>(2) Estimated Revenues FY 2019</b>	<b>(3) Requested Revenues FY 2020</b>
<b>Source (Fund Number)</b>	<b>Detailed Description of Source</b>				
	Cash Balance-Unencumbered				
<b>Federal Fund TOTAL</b>					

<b>B. OTHER SPECIAL FUNDS (NON-FED'L)</b>		<b>(1) Actual Revenues FY 2018</b>	<b>(2) Estimated Revenues FY 2019</b>	<b>(3) Requested Revenues FY 2020</b>
<b>Source (Fund Number)</b>	<b>Detailed Description of Source</b>			
	Cash Balance-Unencumbered			
Tuition and Fees ()		239,826,709	247,646,412	247,646,412
Other ()		23,955,751	23,912,449	23,912,449
<b>Other Special Fund TOTAL</b>		<b>263,782,460</b>	<b>271,558,861</b>	<b>271,558,861</b>

<b>SECTIONS S + A + B TOTAL</b>	<b>275,866,365</b>	<b>284,826,366</b>	<b>287,615,852</b>
---------------------------------	--------------------	--------------------	--------------------

<b>C. TREASURY FUND/BANK ACCOUNTS *</b>	<b>Fund/Account Number</b>	<b>Name of Bank (If Applicable)</b>	<b>(1) Reconciled Balance as of 6/30/18</b>	<b>(2) Balance as of 6/30/19</b>	<b>(3) Balance as of 6/30/20</b>
Unrestricted On-Campus E&G	111101	Renasant Bank	14,734,503	14,734,503	14,734,503
Imprest Cash			3,980	3,980	3,980

\* Any non-federal funds that have restricted uses must be identified and narrative of restrictions attached.

**NARRATIVE OF SPECIAL FUNDS DETAIL AND TREASURY  
FUND/BANK ACCOUNTS**

Mississippi State University (265-00)

---

Name of Agency

**STATE SUPPORT SPECIAL FUNDS**

State Support Special Funds consist of Educational Enhancement appropriations, Budget Contingency Funds, Health Care Expendable Fund, Tobacco Control Fund, the Hurricane Disaster Relief Fund, and the Capital Expense Fund.

**OTHER SPECIAL FUNDS**

Other Special Funds consist of student tuition, cost recoveries from contracts and grants, sales and services, and other miscellaneous income.

**TREASURY FUND / BANK**

Mississippi State University operates from a central bank fund associated with all sources of income of the separately budgeted units under University administration.

**CONTINUATION AND EXPANDED TOTAL REQUEST**

Mississippi State University (265-00)

SUMMARY OF ALL PROGRAMS

Name of Agency	FY 2018 Actual				Program
	(1) General	(2) State Support Special	(3) Federal	(4) Other Special	(5) Total
Salaries,Wages & Fringe	38,795,812	7,082,519		154,629,053	200,507,384
Travel	259,699	33,659		734,837	1,028,195
Contractual Services	26,297,537	4,508,426		98,390,870	129,196,833
Commodities	814,145	114,576		2,501,489	3,430,210
Other Than Equipment	540,321	171,616		3,746,816	4,458,753
Equipment	637,038	31,498		687,686	1,356,222
Vehicles					
Wireless Communication Devices					
Subsidies, Loans & Grants	3,689,376	141,611		3,091,709	6,922,696
<b>Total</b>	<b>71,033,928</b>	<b>12,083,905</b>		<b>263,782,460</b>	<b>346,900,293</b>
No. of Positions (FTE)	495.00	85.00		1,832.00	2,412.00

	FY 2019 Estimated				
	(6) General	(7) State Support Special	(8) Federal	(9) Other Special	(10) Total
Salaries,Wages & Fringe	40,725,625	7,675,915		157,110,371	205,511,911
Travel	256,644	36,747		752,134	1,045,525
Contractual Services	25,781,186	4,909,225		100,481,864	131,172,275
Commodities	806,917	125,698		2,572,788	3,505,403
Other Than Equipment	867,403	165,975		3,397,164	4,430,542
Equipment	266,091	50,915		1,042,146	1,359,152
Vehicles					
Wireless Communication Devices					
Subsidies, Loans & Grants	1,583,669	303,030		6,202,394	8,089,093
<b>Total</b>	<b>70,287,535</b>	<b>13,267,505</b>		<b>271,558,861</b>	<b>355,113,901</b>
No. of Positions (FTE)	488.00	92.00		1,880.00	2,460.00

	FY 2020 Increase/Decrease for Continuation				
	(11) General	(12) State Support Special	(13) Federal	(14) Other Special	(15) Total
Salaries,Wages & Fringe	2,529,953				2,529,953
Travel					
Contractual Services		2,789,486			2,789,486
Commodities					
Other Than Equipment					
Equipment					
Vehicles					
Wireless Communication Devices					
Subsidies, Loans & Grants					
<b>Total</b>	<b>2,529,953</b>	<b>2,789,486</b>			<b>5,319,439</b>
No. of Positions (FTE)					

Note: FY2020 Total Request = FY2019 Estimated + FY2020 Incr(Decr) for Continuation + FY2020 Expansion/Reduction of Existing Activities + FY2020 New Activities.

**CONTINUATION AND EXPANDED TOTAL REQUEST**

Mississippi State University (265-00)

SUMMARY OF ALL PROGRAMS

Name of Agency	Program				
	FY 2020 Expansion/Reduction of Existing Activities				
	(16) General	(17) State Support Special	(18) Federal	(19) Other Special	(20) Total
Salaries,Wages & Fringe					
Travel					
Contractual Services					
Commodities					
Other Than Equipment					
Equipment					
Vehicles					
Wireless Communication Devices					
Subsidies, Loans & Grants					
<b>Total</b>					
No. of Positions (FTE)					

	FY 2020 New Activities (*)				
	(21) General	(22) State Support Special	(23) Federal	(24) Other Special	(25) Total
Salaries,Wages & Fringe					
Travel					
Contractual Services					
Commodities					
Other Than Equipment					
Equipment					
Vehicles					
Wireless Communication Devices					
Subsidies, Loans & Grants					
<b>Total</b>					
No. of Positions (FTE)					

	FY 2020 Total Request				
	(26) General	(27) State Support Special	(28) Federal	(29) Other Special	(30) Total
Salaries,Wages & Fringe	43,255,578	7,675,915		157,110,371	208,041,864
Travel	256,644	36,747		752,134	1,045,525
Contractual Services	25,781,186	7,698,711		100,481,864	133,961,761
Commodities	806,917	125,698		2,572,788	3,505,403
Other Than Equipment	867,403	165,975		3,397,164	4,430,542
Equipment	266,091	50,915		1,042,146	1,359,152
Vehicles					
Wireless Communication Devices					
Subsidies, Loans & Grants	1,583,669	303,030		6,202,394	8,089,093
<b>Total</b>	<b>72,817,488</b>	<b>16,056,991</b>		<b>271,558,861</b>	<b>360,433,340</b>
No. of Positions (FTE)	488.00	92.00		1,880.00	2,460.00

Note: FY2020 Total Request = FY2019 Estimated + FY2020 Incr(Decr) for Continuation + FY2020 Expansion/Reduction of Existing Activities + FY2020 New Activities.



**SUMMARY OF PROGRAMS  
FORM MBR-1-03sum**

Mississippi State University (265-00)

Name of Agency

FUNDING REQUESTED FISCAL YEAR 2020

	PROGRAM	GENERAL	ST. SUPP. SPECIAL	FEDERAL	OTHER SPECIAL	TOTAL
1.	Instruction	27,222,969	4,929,483		100,896,480	133,048,932
2.	Research	4,736,584	699,326		14,313,780	19,749,690
3.	Public Service	356,538	66,706		1,365,337	1,788,581
4.	Academic Support	6,940,954	1,272,886		26,053,373	34,267,213
5.	Student Services	3,449,330	625,079		12,794,104	16,868,513
6.	Institutional Support	6,662,253	1,215,492		24,878,658	32,756,403
7.	Operation & Maintenance	6,311,897	3,968,918		24,140,604	34,421,419
8.	Scholarship & Fellowships	17,136,963	3,279,101		67,116,525	87,532,589
9.	Mandatory Transfers					
10.	Non-Mandatory Transfers					
	Summary of All Programs	72,817,488	16,056,991		271,558,861	360,433,340

CONTINUATION AND EXPANDED REQUEST

Program 1 of 10

Mississippi State University (265-00)

Instruction

Name of Agency	FY 2018 Actual				
	(1)	(2)	(3)	(4)	(5)
	General	State Support Special	Federal	Other Special	Total
Salaries,Wages & Fringe	22,240,783	3,954,846		86,344,162	112,539,791
Travel	86,492	14,921		325,771	427,184
Contractual Services	2,575,723	437,563		9,513,815	12,527,101
Commodities	102,658	17,710		386,659	507,027
Other Than Equipment	6,172				6,172
Equipment	30,346	6,300		137,544	174,190
Vehicles					
Wireless Communication Devices					
Subsidies, Loans & Grants	915,832	40,072		874,878	1,830,782
<b>Total</b>	<b>25,958,006</b>	<b>4,471,412</b>		<b>97,582,829</b>	<b>128,012,247</b>
No. of Positions (FTE)	254.00	43.00		943.00	1,240.00

	FY 2019 Estimated				
	(6)	(7)	(8)	(9)	(10)
	General	State Support Special	Federal	Other Special	Total
Salaries,Wages & Fringe	22,614,462	4,327,202		88,569,022	115,510,686
Travel	82,576	15,801		323,407	421,784
Contractual Services	2,354,053	450,440		9,219,591	12,024,084
Commodities	110,200	21,086		431,593	562,879
Other Than Equipment					
Equipment	31,309	5,991		122,625	159,925
Vehicles					
Wireless Communication Devices					
Subsidies, Loans & Grants	569,451	108,963		2,230,242	2,908,656
<b>Total</b>	<b>25,762,051</b>	<b>4,929,483</b>		<b>100,896,480</b>	<b>131,588,014</b>
No. of Positions (FTE)	251.00	47.00		970.00	1,268.00

	FY 2020 Increase/Decrease for Continuation				
	(11)	(12)	(13)	(14)	(15)
	General	State Support Special	Federal	Other Special	Total
Salaries,Wages & Fringe	1,460,918				1,460,918
Travel					
Contractual Services					
Commodities					
Other Than Equipment					
Equipment					
Vehicles					
Wireless Communication Devices					
Subsidies, Loans & Grants					
<b>Total</b>	<b>1,460,918</b>				<b>1,460,918</b>
No. of Positions (FTE)					

Note: FY2020 Total Request = FY2019 Estimated + FY2020 Incr(Decr) for Continuation + FY2020 Expansion/Reduction of Existing Activities + FY2020 New Activities.

CONTINUATION AND EXPANDED REQUEST

Mississippi State University (265-00)

Instruction

Name of Agency

Program

	FY 2020 Expansion/Reduction of Existing Activities				
	(16) General	(17) State Support Special	(18) Federal	(19) Other Special	(20) Total
Salaries,Wages & Fringe					
Travel					
Contractual Services					
Commodities					
Other Than Equipment					
Equipment					
Vehicles					
Wireless Communication Devices					
Subsidies, Loans & Grants					
<b>Total</b>					
No. of Positions (FTE)					

	FY 2020 New Activities (*)				
	(21) General	(22) State Support Special	(23) Federal	(24) Other Special	(25) Total
Salaries,Wages & Fringe					
Travel					
Contractual Services					
Commodities					
Other Than Equipment					
Equipment					
Vehicles					
Wireless Communication Devices					
Subsidies, Loans & Grants					
<b>Total</b>					
No. of Positions (FTE)					

	FY 2020 Total Request				
	(26) General	(27) State Support Special	(28) Federal	(29) Other Special	(30) Total
Salaries,Wages & Fringe	24,075,380	4,327,202		88,569,022	116,971,604
Travel	82,576	15,801		323,407	421,784
Contractual Services	2,354,053	450,440		9,219,591	12,024,084
Commodities	110,200	21,086		431,593	562,879
Other Than Equipment					
Equipment	31,309	5,991		122,625	159,925
Vehicles					
Wireless Communication Devices					
Subsidies, Loans & Grants	569,451	108,963		2,230,242	2,908,656
<b>Total</b>	<b>27,222,969</b>	<b>4,929,483</b>		<b>100,896,480</b>	<b>133,048,932</b>
No. of Positions (FTE)	251.00	47.00		970.00	1,268.00

Note: FY2020 Total Request = FY2019 Estimated + FY2020 Incr(Decr) for Continuation + FY2020 Expansion/Reduction of Existing Activities + FY2020 New Activities.

CONTINUATION AND EXPANDED REQUEST

Mississippi State University (265-00)

Research

Name of Agency	FY 2018 Actual				
	(1) General	(2) State Support Special	(3) Federal	(4) Other Special	(5) Total
Salaries,Wages & Fringe	3,782,556	558,078		12,184,235	16,524,869
Travel	77,814	2,280		49,769	129,863
Contractual Services	556,295	74,403		1,624,470	2,255,168
Commodities	174,951	4,304		93,978	273,233
Other Than Equipment					
Equipment	10,869	1,875		40,937	53,681
Vehicles					
Wireless Communication Devices					
Subsidies, Loans & Grants	123,494	10,479		228,780	362,753
<b>Total</b>	<b>4,725,979</b>	<b>651,419</b>		<b>14,222,169</b>	<b>19,599,567</b>
No. of Positions (FTE)	21.00	4.00		75.00	100.00

	FY 2019 Estimated				
	(6) General	(7) State Support Special	(8) Federal	(9) Other Special	(10) Total
Salaries,Wages & Fringe	3,772,810	605,117		12,385,509	16,763,436
Travel	76,574	2,291		46,898	125,763
Contractual Services	498,876	71,540		1,464,279	2,034,695
Commodities	169,086	3,652		74,748	247,486
Other Than Equipment					
Equipment	10,510	2,011		41,160	53,681
Vehicles					
Wireless Communication Devices					
Subsidies, Loans & Grants	76,903	14,715		301,186	392,804
<b>Total</b>	<b>4,604,759</b>	<b>699,326</b>		<b>14,313,780</b>	<b>19,617,865</b>
No. of Positions (FTE)	19.00	4.00		75.00	98.00

	FY 2020 Increase/Decrease for Continuation				
	(11) General	(12) State Support Special	(13) Federal	(14) Other Special	(15) Total
Salaries,Wages & Fringe	131,825				131,825
Travel					
Contractual Services					
Commodities					
Other Than Equipment					
Equipment					
Vehicles					
Wireless Communication Devices					
Subsidies, Loans & Grants					
<b>Total</b>	<b>131,825</b>				<b>131,825</b>
No. of Positions (FTE)					

Note: FY2020 Total Request = FY2019 Estimated + FY2020 Incr(Decr) for Continuation + FY2020 Expansion/Reduction of Existing Activities + FY2020 New Activities.

CONTINUATION AND EXPANDED REQUEST

Mississippi State University (265-00)

Research

Name of Agency

Program

	FY 2020 Expansion/Reduction of Existing Activities				
	(16) General	(17) State Support Special	(18) Federal	(19) Other Special	(20) Total
Salaries,Wages & Fringe					
Travel					
Contractual Services					
Commodities					
Other Than Equipment					
Equipment					
Vehicles					
Wireless Communication Devices					
Subsidies, Loans & Grants					
<b>Total</b>					
No. of Positions (FTE)					

	FY 2020 New Activities (*)				
	(21) General	(22) State Support Special	(23) Federal	(24) Other Special	(25) Total
Salaries,Wages & Fringe					
Travel					
Contractual Services					
Commodities					
Other Than Equipment					
Equipment					
Vehicles					
Wireless Communication Devices					
Subsidies, Loans & Grants					
<b>Total</b>					
No. of Positions (FTE)					

	FY 2020 Total Request				
	(26) General	(27) State Support Special	(28) Federal	(29) Other Special	(30) Total
Salaries,Wages & Fringe	3,904,635	605,117		12,385,509	16,895,261
Travel	76,574	2,291		46,898	125,763
Contractual Services	498,876	71,540		1,464,279	2,034,695
Commodities	169,086	3,652		74,748	247,486
Other Than Equipment					
Equipment	10,510	2,011		41,160	53,681
Vehicles					
Wireless Communication Devices					
Subsidies, Loans & Grants	76,903	14,715		301,186	392,804
<b>Total</b>	<b>4,736,584</b>	<b>699,326</b>		<b>14,313,780</b>	<b>19,749,690</b>
No. of Positions (FTE)	19.00	4.00		75.00	98.00

Note: FY2020 Total Request = FY2019 Estimated + FY2020 Incr(Decr) for Continuation + FY2020 Expansion/Reduction of Existing Activities + FY2020 New Activities.

**CONTINUATION AND EXPANDED REQUEST**

Program 3 of 10

Mississippi State University (265-00)

Public Service

Name of Agency

Program

	<b>FY 2018 Actual</b>				
	<b>(1) General</b>	<b>(2) State Support Special</b>	<b>(3) Federal</b>	<b>(4) Other Special</b>	<b>(5) Total</b>
Salaries,Wages & Fringe	319,732	55,160		1,204,269	1,579,161
Travel	405	70		1,525	2,000
Contractual Services	4,512	778		16,995	22,285
Commodities	7,032	1,213		26,486	34,731
Other Than Equipment					
Equipment					
Vehicles					
Wireless Communication Devices					
Subsidies, Loans & Grants					
<b>Total</b>	<b>331,681</b>	<b>57,221</b>		<b>1,249,275</b>	<b>1,638,177</b>
No. of Positions (FTE)	2.00	1.00		5.00	8.00

	<b>FY 2019 Estimated</b>				
	<b>(6) General</b>	<b>(7) State Support Special</b>	<b>(8) Federal</b>	<b>(9) Other Special</b>	<b>(10) Total</b>
Salaries,Wages & Fringe	339,625	64,986		1,330,134	1,734,745
Travel	392	75		1,533	2,000
Contractual Services	1,797	344		7,040	9,181
Commodities	6,800	1,301		26,630	34,731
Other Than Equipment					
Equipment					
Vehicles					
Wireless Communication Devices					
Subsidies, Loans & Grants					
<b>Total</b>	<b>348,614</b>	<b>66,706</b>		<b>1,365,337</b>	<b>1,780,657</b>
No. of Positions (FTE)	2.00			6.00	8.00

	<b>FY 2020 Increase/Decrease for Continuation</b>				
	<b>(11) General</b>	<b>(12) State Support Special</b>	<b>(13) Federal</b>	<b>(14) Other Special</b>	<b>(15) Total</b>
Salaries,Wages & Fringe	7,924				7,924
Travel					
Contractual Services					
Commodities					
Other Than Equipment					
Equipment					
Vehicles					
Wireless Communication Devices					
Subsidies, Loans & Grants					
<b>Total</b>	<b>7,924</b>				<b>7,924</b>
No. of Positions (FTE)					

Note: FY2020 Total Request = FY2019 Estimated + FY2020 Incr(Decr) for Continuation + FY2020 Expansion/Reduction of Existing Activities + FY2020 New Activities.

CONTINUATION AND EXPANDED REQUEST

Mississippi State University (265-00)

Public Service

Name of Agency

Program

	FY 2020 Expansion/Reduction of Existing Activities				
	(16) General	(17) State Support Special	(18) Federal	(19) Other Special	(20) Total
Salaries,Wages & Fringe					
Travel					
Contractual Services					
Commodities					
Other Than Equipment					
Equipment					
Vehicles					
Wireless Communication Devices					
Subsidies, Loans & Grants					
<b>Total</b>					
No. of Positions (FTE)					

	FY 2020 New Activities (*)				
	(21) General	(22) State Support Special	(23) Federal	(24) Other Special	(25) Total
Salaries,Wages & Fringe					
Travel					
Contractual Services					
Commodities					
Other Than Equipment					
Equipment					
Vehicles					
Wireless Communication Devices					
Subsidies, Loans & Grants					
<b>Total</b>					
No. of Positions (FTE)					

	FY 2020 Total Request				
	(26) General	(27) State Support Special	(28) Federal	(29) Other Special	(30) Total
Salaries,Wages & Fringe	347,549	64,986		1,330,134	1,742,669
Travel	392	75		1,533	2,000
Contractual Services	1,797	344		7,040	9,181
Commodities	6,800	1,301		26,630	34,731
Other Than Equipment					
Equipment					
Vehicles					
Wireless Communication Devices					
Subsidies, Loans & Grants					
<b>Total</b>	<b>356,538</b>	<b>66,706</b>		<b>1,365,337</b>	<b>1,788,581</b>
No. of Positions (FTE)	2.00			6.00	8.00

Note: FY2020 Total Request = FY2019 Estimated + FY2020 Incr(Decr) for Continuation + FY2020 Expansion/Reduction of Existing Activities + FY2020 New Activities.

CONTINUATION AND EXPANDED REQUEST

Program 4 of 10  
Academic Support

Mississippi State University (265-00)

Name of Agency	FY 2018 Actual				
	(1)	(2)	(3)	(4)	(5)
	General	State Support Special	Federal	Other Special	Total
Salaries,Wages & Fringe	3,210,535	735,340		16,054,311	20,000,186
Travel	35,149	6,064		132,390	173,603
Contractual Services	1,317,165	227,232		4,961,084	6,505,481
Commodities	174,081	30,032		655,673	859,786
Other Than Equipment	516,571	171,616		3,746,816	4,435,003
Equipment	478,207				478,207
Vehicles					
Wireless Communication Devices					
Subsidies, Loans & Grants	1,051,877				1,051,877
<b>Total</b>	<b>6,783,585</b>	<b>1,170,284</b>		<b>25,550,274</b>	<b>33,504,143</b>
No. of Positions (FTE)	62.00	10.00		230.00	302.00

Name of Agency	FY 2019 Estimated				
	(6)	(7)	(8)	(9)	(10)
	General	State Support Special	Federal	Other Special	Total
Salaries,Wages & Fringe	4,065,232	777,869		15,921,391	20,764,492
Travel	35,565	6,805		139,287	181,657
Contractual Services	1,246,345	238,484		4,881,282	6,366,111
Commodities	177,274	33,921		694,288	905,483
Other Than Equipment	867,403	165,975		3,397,164	4,430,542
Equipment	90,245	17,268		353,444	460,957
Vehicles					
Wireless Communication Devices					
Subsidies, Loans & Grants	170,183	32,564		666,517	869,264
<b>Total</b>	<b>6,652,247</b>	<b>1,272,886</b>		<b>26,053,373</b>	<b>33,978,506</b>
No. of Positions (FTE)	61.00	12.00		235.00	308.00

Name of Agency	FY 2020 Increase/Decrease for Continuation				
	(11)	(12)	(13)	(14)	(15)
	General	State Support Special	Federal	Other Special	Total
Salaries,Wages & Fringe	288,707				288,707
Travel					
Contractual Services					
Commodities					
Other Than Equipment					
Equipment					
Vehicles					
Wireless Communication Devices					
Subsidies, Loans & Grants					
<b>Total</b>	<b>288,707</b>				<b>288,707</b>
No. of Positions (FTE)					

Note: FY2020 Total Request = FY2019 Estimated + FY2020 Incr(Decr) for Continuation + FY2020 Expansion/Reduction of Existing Activities + FY2020 New Activities.



CONTINUATION AND EXPANDED REQUEST

Mississippi State University (265-00)

Name of Agency	FY 2020 Expansion/Reduction of Existing Activities				
	(16) General	(17) State Support Special	(18) Federal	(19) Other Special	(20) Total
Salaries,Wages & Fringe					
Travel					
Contractual Services					
Commodities					
Other Than Equipment					
Equipment					
Vehicles					
Wireless Communication Devices					
Subsidies, Loans & Grants					
<b>Total</b>					
No. of Positions (FTE)					

	FY 2020 New Activities (*)				
	(21) General	(22) State Support Special	(23) Federal	(24) Other Special	(25) Total
Salaries,Wages & Fringe					
Travel					
Contractual Services					
Commodities					
Other Than Equipment					
Equipment					
Vehicles					
Wireless Communication Devices					
Subsidies, Loans & Grants					
<b>Total</b>					
No. of Positions (FTE)					

	FY 2020 Total Request				
	(26) General	(27) State Support Special	(28) Federal	(29) Other Special	(30) Total
Salaries,Wages & Fringe	4,353,939	777,869		15,921,391	21,053,199
Travel	35,565	6,805		139,287	181,657
Contractual Services	1,246,345	238,484		4,881,282	6,366,111
Commodities	177,274	33,921		694,288	905,483
Other Than Equipment	867,403	165,975		3,397,164	4,430,542
Equipment	90,245	17,268		353,444	460,957
Vehicles					
Wireless Communication Devices					
Subsidies, Loans & Grants	170,183	32,564		666,517	869,264
<b>Total</b>	<b>6,940,954</b>	<b>1,272,886</b>		<b>26,053,373</b>	<b>34,267,213</b>
No. of Positions (FTE)	61.00	12.00		235.00	308.00

Note: FY2020 Total Request = FY2019 Estimated + FY2020 Incr(Decr) for Continuation + FY2020 Expansion/Reduction of Existing Activities + FY2020 New Activities.

**CONTINUATION AND EXPANDED REQUEST**

Program 5 of 10  
Student Services

Mississippi State University (265-00)

Name of Agency	FY 2018 Actual				
	(1)	(2)	(3)	(4)	(5)
	General	State Support Special	Federal	Other Special	Total
Salaries,Wages & Fringe	2,200,999	487,302		10,639,020	13,327,321
Travel	14,020	2,419		52,805	69,244
Contractual Services	296,764	51,195		1,117,760	1,465,719
Commodities	83,839	14,464		315,777	414,080
Other Than Equipment					
Equipment	9,004	1,553		33,913	44,470
Vehicles					
Wireless Communication Devices					
Subsidies, Loans & Grants	763,124	24,061		525,305	1,312,490
<b>Total</b>	<b>3,367,750</b>	<b>580,994</b>		<b>12,684,580</b>	<b>16,633,324</b>
No. of Positions (FTE)	58.00	10.00		215.00	283.00

Name of Agency	FY 2019 Estimated				
	(6)	(7)	(8)	(9)	(10)
	General	State Support Special	Federal	Other Special	Total
Salaries,Wages & Fringe	2,649,615	506,995		10,377,156	13,533,766
Travel	16,253	3,110		63,657	83,020
Contractual Services	281,270	53,820		1,101,589	1,436,679
Commodities	82,931	15,868		324,796	423,595
Other Than Equipment					
Equipment	11,670	2,233		45,707	59,610
Vehicles					
Wireless Communication Devices					
Subsidies, Loans & Grants	224,999	43,053		881,199	1,149,251
<b>Total</b>	<b>3,266,738</b>	<b>625,079</b>		<b>12,794,104</b>	<b>16,685,921</b>
No. of Positions (FTE)	56.00	10.00		215.00	281.00

Name of Agency	FY 2020 Increase/Decrease for Continuation				
	(11)	(12)	(13)	(14)	(15)
	General	State Support Special	Federal	Other Special	Total
Salaries,Wages & Fringe	182,592				182,592
Travel					
Contractual Services					
Commodities					
Other Than Equipment					
Equipment					
Vehicles					
Wireless Communication Devices					
Subsidies, Loans & Grants					
<b>Total</b>	<b>182,592</b>				<b>182,592</b>
No. of Positions (FTE)					

Note: FY2020 Total Request = FY2019 Estimated + FY2020 Incr(Decr) for Continuation + FY2020 Expansion/Reduction of Existing Activities + FY2020 New Activities.

CONTINUATION AND EXPANDED REQUEST

Program 5 of 10  
Student Services

Mississippi State University (265-00)

Name of Agency	FY 2020 Expansion/Reduction of Existing Activities				
	(16) General	(17) State Support Special	(18) Federal	(19) Other Special	(20) Total
Salaries,Wages & Fringe					
Travel					
Contractual Services					
Commodities					
Other Than Equipment					
Equipment					
Vehicles					
Wireless Communication Devices					
Subsidies, Loans & Grants					
<b>Total</b>					
No. of Positions (FTE)					

	FY 2020 New Activities (*)				
	(21) General	(22) State Support Special	(23) Federal	(24) Other Special	(25) Total
Salaries,Wages & Fringe					
Travel					
Contractual Services					
Commodities					
Other Than Equipment					
Equipment					
Vehicles					
Wireless Communication Devices					
Subsidies, Loans & Grants					
<b>Total</b>					
No. of Positions (FTE)					

	FY 2020 Total Request				
	(26) General	(27) State Support Special	(28) Federal	(29) Other Special	(30) Total
Salaries,Wages & Fringe	2,832,207	506,995		10,377,156	13,716,358
Travel	16,253	3,110		63,657	83,020
Contractual Services	281,270	53,820		1,101,589	1,436,679
Commodities	82,931	15,868		324,796	423,595
Other Than Equipment					
Equipment	11,670	2,233		45,707	59,610
Vehicles					
Wireless Communication Devices					
Subsidies, Loans & Grants	224,999	43,053		881,199	1,149,251
<b>Total</b>	<b>3,449,330</b>	<b>625,079</b>		<b>12,794,104</b>	<b>16,868,513</b>
No. of Positions (FTE)	56.00	10.00		215.00	281.00

Note: FY2020 Total Request = FY2019 Estimated + FY2020 Incr(Decr) for Continuation + FY2020 Expansion/Reduction of Existing Activities + FY2020 New Activities.

CONTINUATION AND EXPANDED REQUEST

Program 6 of 10  
Institutional Support

Mississippi State University (265-00)

Name of Agency	FY 2018 Actual				
	(1)	(2)	(3)	(4)	(5)
	General	State Support Special	Federal	Other Special	Total
Salaries,Wages & Fringe	4,241,338	789,903		17,245,553	22,276,794
Travel	43,612	7,524		164,265	215,401
Contractual Services	1,256,410	216,751		4,732,253	6,205,414
Commodities	145,952	25,179		549,727	720,858
Other Than Equipment	17,578				17,578
Equipment	38,862	9,737		212,580	261,179
Vehicles					
Wireless Communication Devices					
Subsidies, Loans & Grants	725,706	66,999		1,462,746	2,255,451
<b>Total</b>	<b>6,469,458</b>	<b>1,116,093</b>		<b>24,367,124</b>	<b>31,952,675</b>
No. of Positions (FTE)	58.00	10.00		214.00	282.00

	FY 2019 Estimated				
	(6)	(7)	(8)	(9)	(10)
	General	State Support Special	Federal	Other Special	Total
Salaries,Wages & Fringe	4,364,640	835,159		17,094,016	22,293,815
Travel	43,150	8,257		168,994	220,401
Contractual Services	1,204,630	230,502		4,717,906	6,153,038
Commodities	143,456	27,450		561,840	732,746
Other Than Equipment					
Equipment	54,296	10,389		212,652	277,337
Vehicles					
Wireless Communication Devices					
Subsidies, Loans & Grants	542,133	103,735		2,123,250	2,769,118
<b>Total</b>	<b>6,352,305</b>	<b>1,215,492</b>		<b>24,878,658</b>	<b>32,446,455</b>
No. of Positions (FTE)	57.00	11.00		219.00	287.00

	FY 2020 Increase/Decrease for Continuation				
	(11)	(12)	(13)	(14)	(15)
	General	State Support Special	Federal	Other Special	Total
Salaries,Wages & Fringe	309,948				309,948
Travel					
Contractual Services					
Commodities					
Other Than Equipment					
Equipment					
Vehicles					
Wireless Communication Devices					
Subsidies, Loans & Grants					
<b>Total</b>	<b>309,948</b>				<b>309,948</b>
No. of Positions (FTE)					

Note: FY2020 Total Request = FY2019 Estimated + FY2020 Incr(Decr) for Continuation + FY2020 Expansion/Reduction of Existing Activities + FY2020 New Activities.

CONTINUATION AND EXPANDED REQUEST

Mississippi State University (265-00)

Institutional Support

Name of Agency

Program

	FY 2020 Expansion/Reduction of Existing Activities				
	(16) General	(17) State Support Special	(18) Federal	(19) Other Special	(20) Total
Salaries,Wages & Fringe					
Travel					
Contractual Services					
Commodities					
Other Than Equipment					
Equipment					
Vehicles					
Wireless Communication Devices					
Subsidies, Loans & Grants					
<b>Total</b>					
No. of Positions (FTE)					

	FY 2020 New Activities (*)				
	(21) General	(22) State Support Special	(23) Federal	(24) Other Special	(25) Total
Salaries,Wages & Fringe					
Travel					
Contractual Services					
Commodities					
Other Than Equipment					
Equipment					
Vehicles					
Wireless Communication Devices					
Subsidies, Loans & Grants					
<b>Total</b>					
No. of Positions (FTE)					

	FY 2020 Total Request				
	(26) General	(27) State Support Special	(28) Federal	(29) Other Special	(30) Total
Salaries,Wages & Fringe	4,674,588	835,159		17,094,016	22,603,763
Travel	43,150	8,257		168,994	220,401
Contractual Services	1,204,630	230,502		4,717,906	6,153,038
Commodities	143,456	27,450		561,840	732,746
Other Than Equipment					
Equipment	54,296	10,389		212,652	277,337
Vehicles					
Wireless Communication Devices					
Subsidies, Loans & Grants	542,133	103,735		2,123,250	2,769,118
<b>Total</b>	<b>6,662,253</b>	<b>1,215,492</b>		<b>24,878,658</b>	<b>32,756,403</b>
No. of Positions (FTE)	57.00	11.00		219.00	287.00

Note: FY2020 Total Request = FY2019 Estimated + FY2020 Incr(Decr) for Continuation + FY2020 Expansion/Reduction of Existing Activities + FY2020 New Activities.

**CONTINUATION AND EXPANDED REQUEST**

Program 7 of 10

Mississippi State University (265-00)

Operation & Maintenance

Name of Agency	FY 2018 Actual				
	(1)	(2)	(3)	(4)	(5)
	General	State Support Special	Federal	Other Special	Total
Salaries,Wages & Fringe	2,049,969	372,519		8,133,016	10,555,504
Travel	2,207	381		8,312	10,900
Contractual Services	3,981,556	686,894		14,996,468	19,664,918
Commodities	125,632	21,674		473,189	620,495
Other Than Equipment					
Equipment	69,750	12,033		262,712	344,495
Vehicles					
Wireless Communication Devices					
Subsidies, Loans & Grants	109,343				109,343
<b>Total</b>	<b>6,338,457</b>	<b>1,093,501</b>		<b>23,873,697</b>	<b>31,305,655</b>
No. of Positions (FTE)	40.00	7.00		150.00	197.00

Name of Agency	FY 2019 Estimated				
	(6)	(7)	(8)	(9)	(10)
	General	State Support Special	Federal	Other Special	Total
Salaries,Wages & Fringe	2,204,059	421,739		8,632,147	11,257,945
Travel	2,134	408		8,358	10,900
Contractual Services	3,772,434	721,842		14,774,648	19,268,924
Commodities	117,170	22,420		458,893	598,483
Other Than Equipment					
Equipment	68,061	13,023		266,558	347,642
Vehicles					
Wireless Communication Devices					
Subsidies, Loans & Grants					
<b>Total</b>	<b>6,163,858</b>	<b>1,179,432</b>		<b>24,140,604</b>	<b>31,483,894</b>
No. of Positions (FTE)	42.00	8.00		160.00	210.00

Name of Agency	FY 2020 Increase/Decrease for Continuation				
	(11)	(12)	(13)	(14)	(15)
	General	State Support Special	Federal	Other Special	Total
Salaries,Wages & Fringe	148,039				148,039
Travel					
Contractual Services		2,789,486			2,789,486
Commodities					
Other Than Equipment					
Equipment					
Vehicles					
Wireless Communication Devices					
Subsidies, Loans & Grants					
<b>Total</b>	<b>148,039</b>	<b>2,789,486</b>			<b>2,937,525</b>
No. of Positions (FTE)					

Note: FY2020 Total Request = FY2019 Estimated + FY2020 Incr(Decr) for Continuation + FY2020 Expansion/Reduction of Existing Activities + FY2020 New Activities.

CONTINUATION AND EXPANDED REQUEST

Mississippi State University (265-00)

Operation & Maintenance

Name of Agency

Program

	FY 2020 Expansion/Reduction of Existing Activities				
	(16) General	(17) State Support Special	(18) Federal	(19) Other Special	(20) Total
Salaries,Wages & Fringe					
Travel					
Contractual Services					
Commodities					
Other Than Equipment					
Equipment					
Vehicles					
Wireless Communication Devices					
Subsidies, Loans & Grants					
<b>Total</b>					
No. of Positions (FTE)					

	FY 2020 New Activities (*)				
	(21) General	(22) State Support Special	(23) Federal	(24) Other Special	(25) Total
Salaries,Wages & Fringe					
Travel					
Contractual Services					
Commodities					
Other Than Equipment					
Equipment					
Vehicles					
Wireless Communication Devices					
Subsidies, Loans & Grants					
<b>Total</b>					
No. of Positions (FTE)					

	FY 2020 Total Request				
	(26) General	(27) State Support Special	(28) Federal	(29) Other Special	(30) Total
Salaries,Wages & Fringe	2,352,098	421,739		8,632,147	11,405,984
Travel	2,134	408		8,358	10,900
Contractual Services	3,772,434	3,511,328		14,774,648	22,058,410
Commodities	117,170	22,420		458,893	598,483
Other Than Equipment					
Equipment	68,061	13,023		266,558	347,642
Vehicles					
Wireless Communication Devices					
Subsidies, Loans & Grants					
<b>Total</b>	<b>6,311,897</b>	<b>3,968,918</b>		<b>24,140,604</b>	<b>34,421,419</b>
No. of Positions (FTE)	42.00	8.00		160.00	210.00

Note: FY2020 Total Request = FY2019 Estimated + FY2020 Incr(Decr) for Continuation + FY2020 Expansion/Reduction of Existing Activities + FY2020 New Activities.

**CONTINUATION AND EXPANDED REQUEST**

Mississippi State University (265-00)

Scholarship & Fellowships

Name of Agency	FY 2018 Actual				
	(1)	(2)	(3)	(4)	(5)
	General	State Support Special	Federal	Other Special	Total
Salaries,Wages & Fringe	749,900	129,371		2,824,487	3,703,758
Travel					
Contractual Services	16,309,112	2,813,610		61,428,025	80,550,747
Commodities					
Other Than Equipment					
Equipment					
Vehicles					
Wireless Communication Devices					
Subsidies, Loans & Grants					
<b>Total</b>	<b>17,059,012</b>	<b>2,942,981</b>		<b>64,252,512</b>	<b>84,254,505</b>
No. of Positions (FTE)					

Name of Agency	FY 2019 Estimated				
	(6)	(7)	(8)	(9)	(10)
	General	State Support Special	Federal	Other Special	Total
Salaries,Wages & Fringe	715,182	136,848		2,800,996	3,653,026
Travel					
Contractual Services	16,421,781	3,142,253		64,315,529	83,879,563
Commodities					
Other Than Equipment					
Equipment					
Vehicles					
Wireless Communication Devices					
Subsidies, Loans & Grants					
<b>Total</b>	<b>17,136,963</b>	<b>3,279,101</b>		<b>67,116,525</b>	<b>87,532,589</b>
No. of Positions (FTE)					

Name of Agency	FY 2020 Increase/Decrease for Continuation				
	(11)	(12)	(13)	(14)	(15)
	General	State Support Special	Federal	Other Special	Total
Salaries,Wages & Fringe					
Travel					
Contractual Services					
Commodities					
Other Than Equipment					
Equipment					
Vehicles					
Wireless Communication Devices					
Subsidies, Loans & Grants					
<b>Total</b>					
No. of Positions (FTE)					

Note: FY2020 Total Request = FY2019 Estimated + FY2020 Incr(Decr) for Continuation + FY2020 Expansion/Reduction of Existing Activities + FY2020 New Activities.



CONTINUATION AND EXPANDED REQUEST

Mississippi State University (265-00)

Scholarship & Fellowships

Name of Agency

Program

	FY 2020 Expansion/Reduction of Existing Activities				
	(16) General	(17) State Support Special	(18) Federal	(19) Other Special	(20) Total
Salaries,Wages & Fringe					
Travel					
Contractual Services					
Commodities					
Other Than Equipment					
Equipment					
Vehicles					
Wireless Communication Devices					
Subsidies, Loans & Grants					
<b>Total</b>					
No. of Positions (FTE)					

	FY 2020 New Activities (*)				
	(21) General	(22) State Support Special	(23) Federal	(24) Other Special	(25) Total
Salaries,Wages & Fringe					
Travel					
Contractual Services					
Commodities					
Other Than Equipment					
Equipment					
Vehicles					
Wireless Communication Devices					
Subsidies, Loans & Grants					
<b>Total</b>					
No. of Positions (FTE)					

	FY 2020 Total Request				
	(26) General	(27) State Support Special	(28) Federal	(29) Other Special	(30) Total
Salaries,Wages & Fringe	715,182	136,848		2,800,996	3,653,026
Travel					
Contractual Services	16,421,781	3,142,253		64,315,529	83,879,563
Commodities					
Other Than Equipment					
Equipment					
Vehicles					
Wireless Communication Devices					
Subsidies, Loans & Grants					
<b>Total</b>	<b>17,136,963</b>	<b>3,279,101</b>		<b>67,116,525</b>	<b>87,532,589</b>
No. of Positions (FTE)					

Note: FY2020 Total Request = FY2019 Estimated + FY2020 Incr(Decr) for Continuation + FY2020 Expansion/Reduction of Existing Activities + FY2020 New Activities.

**CONTINUATION AND EXPANDED REQUEST**

Program 9 of 10  
Mandatory Transfers

Mississippi State University (265-00)

	FY 2018 Actual				
	(1) General	(2) State Support Special	(3) Federal	(4) Other Special	(5) Total
Salaries,Wages & Fringe					
Travel					
Contractual Services					
Commodities					
Other Than Equipment					
Equipment					
Vehicles					
Wireless Communication Devices					
Subsidies, Loans & Grants					
<b>Total</b>					
No. of Positions (FTE)					

	FY 2019 Estimated				
	(6) General	(7) State Support Special	(8) Federal	(9) Other Special	(10) Total
Salaries,Wages & Fringe					
Travel					
Contractual Services					
Commodities					
Other Than Equipment					
Equipment					
Vehicles					
Wireless Communication Devices					
Subsidies, Loans & Grants					
<b>Total</b>					
No. of Positions (FTE)					

	FY 2020 Increase/Decrease for Continuation				
	(11) General	(12) State Support Special	(13) Federal	(14) Other Special	(15) Total
Salaries,Wages & Fringe					
Travel					
Contractual Services					
Commodities					
Other Than Equipment					
Equipment					
Vehicles					
Wireless Communication Devices					
Subsidies, Loans & Grants					
<b>Total</b>					
No. of Positions (FTE)					

Note: FY2020 Total Request = FY2019 Estimated + FY2020 Incr(Decr) for Continuation + FY2020 Expansion/Reduction of Existing Activities + FY2020 New Activities.

CONTINUATION AND EXPANDED REQUEST

Program 9 of 10  
Mandatory Transfers

Mississippi State University (265-00)

Name of Agency Program

	FY 2020 Expansion/Reduction of Existing Activities				
	(16) General	(17) State Support Special	(18) Federal	(19) Other Special	(20) Total
Salaries,Wages & Fringe					
Travel					
Contractual Services					
Commodities					
Other Than Equipment					
Equipment					
Vehicles					
Wireless Communication Devices					
Subsidies, Loans & Grants					
<b>Total</b>					
No. of Positions (FTE)					

	FY 2020 New Activities (*)				
	(21) General	(22) State Support Special	(23) Federal	(24) Other Special	(25) Total
Salaries,Wages & Fringe					
Travel					
Contractual Services					
Commodities					
Other Than Equipment					
Equipment					
Vehicles					
Wireless Communication Devices					
Subsidies, Loans & Grants					
<b>Total</b>					
No. of Positions (FTE)					

	FY 2020 Total Request				
	(26) General	(27) State Support Special	(28) Federal	(29) Other Special	(30) Total
Salaries,Wages & Fringe					
Travel					
Contractual Services					
Commodities					
Other Than Equipment					
Equipment					
Vehicles					
Wireless Communication Devices					
Subsidies, Loans & Grants					
<b>Total</b>					
No. of Positions (FTE)					

Note: FY2020 Total Request = FY2019 Estimated + FY2020 Incr(Decr) for Continuation + FY2020 Expansion/Reduction of Existing Activities + FY2020 New Activities.

**CONTINUATION AND EXPANDED REQUEST**

Mississippi State University (265-00)

Non-Mandatory Transfers

Name of Agency

Program

	FY 2018 Actual				
	(1) General	(2) State Support Special	(3) Federal	(4) Other Special	(5) Total
Salaries,Wages & Fringe					
Travel					
Contractual Services					
Commodities					
Other Than Equipment					
Equipment					
Vehicles					
Wireless Communication Devices					
Subsidies, Loans & Grants					
<b>Total</b>					
No. of Positions (FTE)					

	FY 2019 Estimated				
	(6) General	(7) State Support Special	(8) Federal	(9) Other Special	(10) Total
Salaries,Wages & Fringe					
Travel					
Contractual Services					
Commodities					
Other Than Equipment					
Equipment					
Vehicles					
Wireless Communication Devices					
Subsidies, Loans & Grants					
<b>Total</b>					
No. of Positions (FTE)					

	FY 2020 Increase/Decrease for Continuation				
	(11) General	(12) State Support Special	(13) Federal	(14) Other Special	(15) Total
Salaries,Wages & Fringe					
Travel					
Contractual Services					
Commodities					
Other Than Equipment					
Equipment					
Vehicles					
Wireless Communication Devices					
Subsidies, Loans & Grants					
<b>Total</b>					
No. of Positions (FTE)					

Note: FY2020 Total Request = FY2019 Estimated + FY2020 Incr(Decr) for Continuation + FY2020 Expansion/Reduction of Existing Activities + FY2020 New Activities.

**CONTINUATION AND EXPANDED REQUEST**

Mississippi State University (265-00)

Non-Mandatory Transfers

Name of Agency

Program

	FY 2020 Expansion/Reduction of Existing Activities				
	(16) General	(17) State Support Special	(18) Federal	(19) Other Special	(20) Total
Salaries,Wages & Fringe					
Travel					
Contractual Services					
Commodities					
Other Than Equipment					
Equipment					
Vehicles					
Wireless Communication Devices					
Subsidies, Loans & Grants					
<b>Total</b>					
No. of Positions (FTE)					

	FY 2020 New Activities (*)				
	(21) General	(22) State Support Special	(23) Federal	(24) Other Special	(25) Total
Salaries,Wages & Fringe					
Travel					
Contractual Services					
Commodities					
Other Than Equipment					
Equipment					
Vehicles					
Wireless Communication Devices					
Subsidies, Loans & Grants					
<b>Total</b>					
No. of Positions (FTE)					

	FY 2020 Total Request				
	(26) General	(27) State Support Special	(28) Federal	(29) Other Special	(30) Total
Salaries,Wages & Fringe					
Travel					
Contractual Services					
Commodities					
Other Than Equipment					
Equipment					
Vehicles					
Wireless Communication Devices					
Subsidies, Loans & Grants					
<b>Total</b>					
No. of Positions (FTE)					

Note: FY2020 Total Request = FY2019 Estimated + FY2020 Incr(Decr) for Continuation + FY2020 Expansion/Reduction of Existing Activities + FY2020 New Activities.

**PROGRAM DECISION UNITS**

Mississippi State University

1 - Instruction

Name of Agency

Program Name

	A	B	C	D	E	F	G	
<b>EXPENDITURES</b>	FY 2019 Appropriated	Escalations By DFA	Non-Recurring Items	PERS Increase	Health Plan Cost Increase	Total Funding Change	FY 2020 Total Request	
<b>SALARIES</b>	115,510,686			1,364,978	95,940	1,460,918	116,971,604	
GENERAL	22,614,462			1,364,978	95,940	1,460,918	24,075,380	
ST. SUP. SPECIAL	4,327,202						4,327,202	
FEDERAL								
OTHER	88,569,022						88,569,022	
<b>TRAVEL</b>	421,784						421,784	
GENERAL	82,576						82,576	
ST. SUP. SPECIAL	15,801						15,801	
FEDERAL								
OTHER	323,407						323,407	
<b>CONTRACTUAL</b>	12,024,084						12,024,084	
GENERAL	2,354,053						2,354,053	
ST. SUP. SPECIAL	450,440						450,440	
FEDERAL								
OTHER	9,219,591						9,219,591	
<b>COMMODITIES</b>	562,879						562,879	
GENERAL	110,200						110,200	
ST. SUP. SPECIAL	21,086						21,086	
FEDERAL								
OTHER	431,593						431,593	
<b>CAPTITAL-OTE</b>								
GENERAL								
ST. SUP. SPECIAL								
FEDERAL								
OTHER								
<b>EQUIPMENT</b>	159,925						159,925	
GENERAL	31,309						31,309	
ST. SUP. SPECIAL	5,991						5,991	
FEDERAL								
OTHER	122,625						122,625	
<b>VEHICLES</b>								
GENERAL								
ST. SUP. SPECIAL								
FEDERAL								
OTHER								
<b>WIRELESS DEV</b>								
GENERAL								
ST. SUP. SPECIAL								
FEDERAL								
OTHER								
<b>SUBSIDIES</b>	2,908,656						2,908,656	
GENERAL	569,451						569,451	
ST. SUP. SPECIAL	108,963						108,963	
FEDERAL								
OTHER	2,230,242						2,230,242	
<b>TOTAL</b>	131,588,014			1,364,978	95,940	1,460,918	133,048,932	

**FUNDING**

GENERAL FUNDS	25,762,051			1,364,978	95,940	1,460,918	27,222,969	
ST. SUP. SPCL FUNDS	4,929,483						4,929,483	
FEDERAL FUNDS								
OTHER SP. FUNDS	100,896,480						100,896,480	
<b>TOTAL</b>	131,588,014			1,364,978	95,940	1,460,918	133,048,932	

**POSITIONS**

GENERAL FTE	251.00						251.00	
ST. SUP. SPCL. FTE	47.00						47.00	
FEDERAL FTE								
OTHER SP. FTE	970.00						970.00	
<b>TOTAL</b>	1,268.00						1,268.00	

**PRIORITY LEVEL :**

				1	1			
--	--	--	--	---	---	--	--	--

**PROGRAM DECISION UNITS**

Mississippi State University

2 - Research

Name of Agency

Program Name

	A	B	C	D	E	F	G	
<b>EXPENDITURES</b>	FY 2019 Appropriated	Escalations By DFA	Non-Recurring Items	PERS Increase	Health Plan Cost Increase	Total Funding Change	FY 2020 Total Request	
<b>SALARIES</b>	16,763,436			123,168	8,657	131,825	16,895,261	
GENERAL	3,772,810			123,168	8,657	131,825	3,904,635	
ST. SUP. SPECIAL	605,117						605,117	
FEDERAL								
OTHER	12,385,509						12,385,509	
<b>TRAVEL</b>	125,763						125,763	
GENERAL	76,574						76,574	
ST. SUP. SPECIAL	2,291						2,291	
FEDERAL								
OTHER	46,898						46,898	
<b>CONTRACTUAL</b>	2,034,695						2,034,695	
GENERAL	498,876						498,876	
ST. SUP. SPECIAL	71,540						71,540	
FEDERAL								
OTHER	1,464,279						1,464,279	
<b>COMMODITIES</b>	247,486						247,486	
GENERAL	169,086						169,086	
ST. SUP. SPECIAL	3,652						3,652	
FEDERAL								
OTHER	74,748						74,748	
<b>CAPTITAL-OTE</b>								
GENERAL								
ST. SUP. SPECIAL								
FEDERAL								
OTHER								
<b>EQUIPMENT</b>	53,681						53,681	
GENERAL	10,510						10,510	
ST. SUP. SPECIAL	2,011						2,011	
FEDERAL								
OTHER	41,160						41,160	
<b>VEHICLES</b>								
GENERAL								
ST. SUP. SPECIAL								
FEDERAL								
OTHER								
<b>WIRELESS DEV</b>								
GENERAL								
ST. SUP. SPECIAL								
FEDERAL								
OTHER								
<b>SUBSIDIES</b>	392,804						392,804	
GENERAL	76,903						76,903	
ST. SUP. SPECIAL	14,715						14,715	
FEDERAL								
OTHER	301,186						301,186	
<b>TOTAL</b>	19,617,865			123,168	8,657	131,825	19,749,690	

**FUNDING**

GENERAL FUNDS	4,604,759			123,168	8,657	131,825	4,736,584	
ST. SUP. SPCL FUNDS	699,326						699,326	
FEDERAL FUNDS								
OTHER SP. FUNDS	14,313,780						14,313,780	
<b>TOTAL</b>	19,617,865			123,168	8,657	131,825	19,749,690	

**POSITIONS**

GENERAL FTE	19.00						19.00	
ST. SUP. SPCL. FTE	4.00						4.00	
FEDERAL FTE								
OTHER SP. FTE	75.00						75.00	
<b>TOTAL</b>	98.00						98.00	

**PRIORITY LEVEL :**

				1	1			
--	--	--	--	---	---	--	--	--

**PROGRAM DECISION UNITS**

Mississippi State University

3 - Public Service

Name of Agency

Program Name

	A	B	C	D	E	F	G	
<b>EXPENDITURES</b>	FY 2019 Appropriated	Escalations By DFA	Non-Recurring Items	PERS Increase	Health Plan Cost Increase	Total Funding Change	FY 2020 Total Request	
<b>SALARIES</b>	1,734,745			7,404	520	7,924	1,742,669	
GENERAL	339,625			7,404	520	7,924	347,549	
ST. SUP. SPECIAL	64,986						64,986	
FEDERAL								
OTHER	1,330,134						1,330,134	
<b>TRAVEL</b>	2,000						2,000	
GENERAL	392						392	
ST. SUP. SPECIAL	75						75	
FEDERAL								
OTHER	1,533						1,533	
<b>CONTRACTUAL</b>	9,181						9,181	
GENERAL	1,797						1,797	
ST. SUP. SPECIAL	344						344	
FEDERAL								
OTHER	7,040						7,040	
<b>COMMODITIES</b>	34,731						34,731	
GENERAL	6,800						6,800	
ST. SUP. SPECIAL	1,301						1,301	
FEDERAL								
OTHER	26,630						26,630	
<b>CAPTITAL-OTE</b>								
GENERAL								
ST. SUP. SPECIAL								
FEDERAL								
OTHER								
<b>EQUIPMENT</b>								
GENERAL								
ST. SUP. SPECIAL								
FEDERAL								
OTHER								
<b>VEHICLES</b>								
GENERAL								
ST. SUP. SPECIAL								
FEDERAL								
OTHER								
<b>WIRELESS DEV</b>								
GENERAL								
ST. SUP. SPECIAL								
FEDERAL								
OTHER								
<b>SUBSIDIES</b>								
GENERAL								
ST. SUP. SPECIAL								
FEDERAL								
OTHER								
<b>TOTAL</b>	1,780,657			7,404	520	7,924	1,788,581	

**FUNDING**

GENERAL FUNDS	348,614			7,404	520	7,924	356,538	
ST. SUP. SPCL FUNDS	66,706						66,706	
FEDERAL FUNDS								
OTHER SP. FUNDS	1,365,337						1,365,337	
<b>TOTAL</b>	1,780,657			7,404	520	7,924	1,788,581	

**POSITIONS**

GENERAL FTE	2.00						2.00	
ST. SUP. SPCL. FTE								
FEDERAL FTE								
OTHER SP. FTE	6.00						6.00	
<b>TOTAL</b>	8.00						8.00	

**PRIORITY LEVEL :**

				1	1			
--	--	--	--	---	---	--	--	--



**PROGRAM DECISION UNITS**

Mississippi State University

4 - Academic Support

Name of Agency

Program Name

	A	B	C	D	E	F	G	
<b>EXPENDITURES</b>	FY 2019 Appropriated	Escalations By DFA	Non-Recurring Items	PERS Increase	Health Plan Cost Increase	Total Funding Change	FY 2020 Total Request	
<b>SALARIES</b>	20,764,492			269,747	18,960	288,707	21,053,199	
GENERAL	4,065,232			269,747	18,960	288,707	4,353,939	
ST. SUP. SPECIAL	777,869						777,869	
FEDERAL								
OTHER	15,921,391						15,921,391	
<b>TRAVEL</b>	181,657						181,657	
GENERAL	35,565						35,565	
ST. SUP.SPECIAL	6,805						6,805	
FEDERAL								
OTHER	139,287						139,287	
<b>CONTRACTUAL</b>	6,366,111						6,366,111	
GENERAL	1,246,345						1,246,345	
ST. SUP. SPECIAL	238,484						238,484	
FEDERAL								
OTHER	4,881,282						4,881,282	
<b>COMMODITIES</b>	905,483						905,483	
GENERAL	177,274						177,274	
ST. SUP. SPECIAL	33,921						33,921	
FEDERAL								
OTHER	694,288						694,288	
<b>CAPTITAL-OTE</b>	4,430,542						4,430,542	
GENERAL	867,403						867,403	
ST. SUP. SPECIAL	165,975						165,975	
FEDERAL								
OTHER	3,397,164						3,397,164	
<b>EQUIPMENT</b>	460,957						460,957	
GENERAL	90,245						90,245	
ST. SUP. SPECIAL	17,268						17,268	
FEDERAL								
OTHER	353,444						353,444	
<b>VEHICLES</b>								
GENERAL								
ST. SUP. SPECIAL								
FEDERAL								
OTHER								
<b>WIRELESS DEV</b>								
GENERAL								
ST. SUP. SPECIAL								
FEDERAL								
OTHER								
<b>SUBSIDIES</b>	869,264						869,264	
GENERAL	170,183						170,183	
ST. SUP. SPECIAL	32,564						32,564	
FEDERAL								
OTHER	666,517						666,517	
<b>TOTAL</b>	33,978,506			269,747	18,960	288,707	34,267,213	

**FUNDING**

GENERAL FUNDS	6,652,247			269,747	18,960	288,707	6,940,954	
ST. SUP. SPCL FUNDS	1,272,886						1,272,886	
FEDERAL FUNDS								
OTHER SP. FUNDS	26,053,373						26,053,373	
<b>TOTAL</b>	33,978,506			269,747	18,960	288,707	34,267,213	

**POSITIONS**

GENERAL FTE	61.00						61.00	
ST. SUP. SPCL. FTE	12.00						12.00	
FEDERAL FTE								
OTHER SP. FTE	235.00						235.00	
<b>TOTAL</b>	308.00						308.00	

**PRIORITY LEVEL :**

				1	1			
--	--	--	--	---	---	--	--	--

**PROGRAM DECISION UNITS**

Mississippi State University

5 - Student Services

Name of Agency

Program Name

	A	B	C	D	E	F	G	
<b>EXPENDITURES</b>	FY 2019 Appropriated	Escalations By DFA	Non-Recurring Items	PERS Increase	Health Plan Cost Increase	Total Funding Change	FY 2020 Total Request	
<b>SALARIES</b>	13,533,766			170,601	11,991	182,592	13,716,358	
GENERAL	2,649,615			170,601	11,991	182,592	2,832,207	
ST. SUP. SPECIAL	506,995						506,995	
FEDERAL								
OTHER	10,377,156						10,377,156	
<b>TRAVEL</b>	83,020						83,020	
GENERAL	16,253						16,253	
ST. SUP. SPECIAL	3,110						3,110	
FEDERAL								
OTHER	63,657						63,657	
<b>CONTRACTUAL</b>	1,436,679						1,436,679	
GENERAL	281,270						281,270	
ST. SUP. SPECIAL	53,820						53,820	
FEDERAL								
OTHER	1,101,589						1,101,589	
<b>COMMODITIES</b>	423,595						423,595	
GENERAL	82,931						82,931	
ST. SUP. SPECIAL	15,868						15,868	
FEDERAL								
OTHER	324,796						324,796	
<b>CAPTITAL-OTE</b>								
GENERAL								
ST. SUP. SPECIAL								
FEDERAL								
OTHER								
<b>EQUIPMENT</b>	59,610						59,610	
GENERAL	11,670						11,670	
ST. SUP. SPECIAL	2,233						2,233	
FEDERAL								
OTHER	45,707						45,707	
<b>VEHICLES</b>								
GENERAL								
ST. SUP. SPECIAL								
FEDERAL								
OTHER								
<b>WIRELESS DEV</b>								
GENERAL								
ST. SUP. SPECIAL								
FEDERAL								
OTHER								
<b>SUBSIDIES</b>	1,149,251						1,149,251	
GENERAL	224,999						224,999	
ST. SUP. SPECIAL	43,053						43,053	
FEDERAL								
OTHER	881,199						881,199	
<b>TOTAL</b>	16,685,921			170,601	11,991	182,592	16,868,513	

**FUNDING**

GENERAL FUNDS	3,266,738			170,601	11,991	182,592	3,449,330	
ST. SUP. SPCL FUNDS	625,079						625,079	
FEDERAL FUNDS								
OTHER SP. FUNDS	12,794,104						12,794,104	
<b>TOTAL</b>	16,685,921			170,601	11,991	182,592	16,868,513	

**POSITIONS**

GENERAL FTE	56.00						56.00	
ST. SUP. SPCL. FTE	10.00						10.00	
FEDERAL FTE								
OTHER SP. FTE	215.00						215.00	
<b>TOTAL</b>	281.00						281.00	

**PRIORITY LEVEL :**

				1	1			
--	--	--	--	---	---	--	--	--

**PROGRAM DECISION UNITS**

Mississippi State University

6 - Institutional Support

Name of Agency

Program Name

	A	B	C	D	E	F	G	
<b>EXPENDITURES</b>	FY 2019 Appropriated	Escalations By DFA	Non-Recurring Items	PERS Increase	Health Plan Cost Increase	Total Funding Change	FY 2020 Total Request	
<b>SALARIES</b>	22,293,815			289,593	20,355	309,948	22,603,763	
GENERAL	4,364,640			289,593	20,355	309,948	4,674,588	
ST. SUP. SPECIAL	835,159						835,159	
FEDERAL								
OTHER	17,094,016						17,094,016	
<b>TRAVEL</b>	220,401						220,401	
GENERAL	43,150						43,150	
ST. SUP. SPECIAL	8,257						8,257	
FEDERAL								
OTHER	168,994						168,994	
<b>CONTRACTUAL</b>	6,153,038						6,153,038	
GENERAL	1,204,630						1,204,630	
ST. SUP. SPECIAL	230,502						230,502	
FEDERAL								
OTHER	4,717,906						4,717,906	
<b>COMMODITIES</b>	732,746						732,746	
GENERAL	143,456						143,456	
ST. SUP. SPECIAL	27,450						27,450	
FEDERAL								
OTHER	561,840						561,840	
<b>CAPTITAL-OTE</b>								
GENERAL								
ST. SUP. SPECIAL								
FEDERAL								
OTHER								
<b>EQUIPMENT</b>	277,337						277,337	
GENERAL	54,296						54,296	
ST. SUP. SPECIAL	10,389						10,389	
FEDERAL								
OTHER	212,652						212,652	
<b>VEHICLES</b>								
GENERAL								
ST. SUP. SPECIAL								
FEDERAL								
OTHER								
<b>WIRELESS DEV</b>								
GENERAL								
ST. SUP. SPECIAL								
FEDERAL								
OTHER								
<b>SUBSIDIES</b>	2,769,118						2,769,118	
GENERAL	542,133						542,133	
ST. SUP. SPECIAL	103,735						103,735	
FEDERAL								
OTHER	2,123,250						2,123,250	
<b>TOTAL</b>	32,446,455			289,593	20,355	309,948	32,756,403	

**FUNDING**

GENERAL FUNDS	6,352,305			289,593	20,355	309,948	6,662,253	
ST. SUP. SPCL FUNDS	1,215,492						1,215,492	
FEDERAL FUNDS								
OTHER SP. FUNDS	24,878,658						24,878,658	
<b>TOTAL</b>	32,446,455			289,593	20,355	309,948	32,756,403	

**POSITIONS**

GENERAL FTE	57.00						57.00	
ST. SUP. SPCL. FTE	11.00						11.00	
FEDERAL FTE								
OTHER SP. FTE	219.00						219.00	
<b>TOTAL</b>	287.00						287.00	

**PRIORITY LEVEL :**

				1	1			
--	--	--	--	---	---	--	--	--

**PROGRAM DECISION UNITS**

Mississippi State University

7 - Operation & Maintenance

Name of Agency	Program Name							
	A	B	C	D	E	F	G	H
<b>EXPENDITURES</b>	FY 2019 Appropriated	Escalations By DFA	Non-Recurring Items	Recover FY 2016 Capital	PERS Increase	Health Plan Cost Increase	Total Funding Change	FY 2020 Total Request
<b>SALARIES</b>	11,257,945				138,317	9,722	148,039	11,405,984
GENERAL	2,204,059				138,317	9,722	148,039	2,352,098
ST. SUP. SPECIAL	421,739							421,739
FEDERAL								
OTHER	8,632,147							8,632,147
<b>TRAVEL</b>	10,900							10,900
GENERAL	2,134							2,134
ST. SUP. SPECIAL	408							408
FEDERAL								
OTHER	8,358							8,358
<b>CONTRACTUAL</b>	19,268,924			2,789,486			2,789,486	22,058,410
GENERAL	3,772,434							3,772,434
ST. SUP. SPECIAL	721,842			2,789,486			2,789,486	3,511,328
FEDERAL								
OTHER	14,774,648							14,774,648
<b>COMMODITIES</b>	598,483							598,483
GENERAL	117,170							117,170
ST. SUP. SPECIAL	22,420							22,420
FEDERAL								
OTHER	458,893							458,893
<b>CAPTITAL-OTE</b>								
GENERAL								
ST. SUP. SPECIAL								
FEDERAL								
OTHER								
<b>EQUIPMENT</b>	347,642							347,642
GENERAL	68,061							68,061
ST. SUP. SPECIAL	13,023							13,023
FEDERAL								
OTHER	266,558							266,558
<b>VEHICLES</b>								
GENERAL								
ST. SUP. SPECIAL								
FEDERAL								
OTHER								
<b>WIRELESS DEV</b>								
GENERAL								
ST. SUP. SPECIAL								
FEDERAL								
OTHER								
<b>SUBSIDIES</b>								
GENERAL								
ST. SUP. SPECIAL								
FEDERAL								
OTHER								
<b>TOTAL</b>	31,483,894			2,789,486	138,317	9,722	2,937,525	34,421,419

**FUNDING**

GENERAL FUNDS	6,163,858				138,317	9,722	148,039	6,311,897
ST. SUP. SPCL FUNDS	1,179,432			2,789,486			2,789,486	3,968,918
FEDERAL FUNDS								
OTHER SP. FUNDS	24,140,604							24,140,604
<b>TOTAL</b>	31,483,894			2,789,486	138,317	9,722	2,937,525	34,421,419

**POSITIONS**

GENERAL FTE	42.00							42.00
ST. SUP. SPCL. FTE	8.00							8.00
FEDERAL FTE								
OTHER SP. FTE	160.00							160.00
<b>TOTAL</b>	210.00							210.00

**PRIORITY LEVEL :**

				1	1	1		
--	--	--	--	---	---	---	--	--

**PROGRAM DECISION UNITS**

<b>EXPENDITURES</b>							
<b>SALARIES</b>							
GENERAL							
ST. SUP. SPECIAL							
FEDERAL							
OTHER							
<b>TRAVEL</b>							
GENERAL							
ST. SUP. SPECIAL							
FEDERAL							
OTHER							
<b>CONTRACTUAL</b>							
GENERAL							
ST. SUP. SPECIAL							
FEDERAL							
OTHER							
<b>COMMODITIES</b>							
GENERAL							
ST. SUP. SPECIAL							
FEDERAL							
OTHER							
<b>CAPTITAL-OTE</b>							
GENERAL							
ST. SUP. SPECIAL							
FEDERAL							
OTHER							
<b>EQUIPMENT</b>							
GENERAL							
ST. SUP. SPECIAL							
FEDERAL							
OTHER							
<b>VEHICLES</b>							
GENERAL							
ST. SUP. SPECIAL							
FEDERAL							
OTHER							
<b>WIRELESS DEV</b>							
GENERAL							
ST. SUP. SPECIAL							
FEDERAL							
OTHER							
<b>SUBSIDIES</b>							
GENERAL							
ST. SUP. SPECIAL							
FEDERAL							
OTHER							
<b>TOTAL</b>							

**FUNDING**

GENERAL FUNDS							
ST. SUP. SPCL FUNDS							
FEDERAL FUNDS							
OTHER SP. FUNDS							
<b>TOTAL</b>							

**POSITIONS**

GENERAL FTE							
ST. SUP. SPCL. FTE							
FEDERAL FTE							
OTHER SP. FTE							
<b>TOTAL</b>							

**PRIORITY LEVEL :**

--	--	--	--	--	--	--	--

**PROGRAM DECISION UNITS**

Mississippi State University

8 - Scholarship & Fellowships

Name of Agency

Program Name

	A	B	C	D	E			
<b>EXPENDITURES</b>	FY 2019 Appropriated	Escalations By DFA	Non-Recurring Items	Total Funding Change	FY 2020 Total Request			
<b>SALARIES</b>	3,653,026				3,653,026			
GENERAL	715,182				715,182			
ST. SUP. SPECIAL	136,848				136,848			
FEDERAL								
OTHER	2,800,996				2,800,996			
<b>TRAVEL</b>								
GENERAL								
ST. SUP. SPECIAL								
FEDERAL								
OTHER								
<b>CONTRACTUAL</b>	83,879,563				83,879,563			
GENERAL	16,421,781				16,421,781			
ST. SUP. SPECIAL	3,142,253				3,142,253			
FEDERAL								
OTHER	64,315,529				64,315,529			
<b>COMMODITIES</b>								
GENERAL								
ST. SUP. SPECIAL								
FEDERAL								
OTHER								
<b>CAPTITAL-OTE</b>								
GENERAL								
ST. SUP. SPECIAL								
FEDERAL								
OTHER								
<b>EQUIPMENT</b>								
GENERAL								
ST. SUP. SPECIAL								
FEDERAL								
OTHER								
<b>VEHICLES</b>								
GENERAL								
ST. SUP. SPECIAL								
FEDERAL								
OTHER								
<b>WIRELESS DEV</b>								
GENERAL								
ST. SUP. SPECIAL								
FEDERAL								
OTHER								
<b>SUBSIDIES</b>								
GENERAL								
ST. SUP. SPECIAL								
FEDERAL								
OTHER								
<b>TOTAL</b>	87,532,589				87,532,589			

**FUNDING**

GENERAL FUNDS	17,136,963				17,136,963			
ST. SUP. SPCL FUNDS	3,279,101				3,279,101			
FEDERAL FUNDS								
OTHER SP. FUNDS	67,116,525				67,116,525			
<b>TOTAL</b>	87,532,589				87,532,589			

**POSITIONS**

GENERAL FTE								
ST. SUP. SPCL. FTE								
FEDERAL FTE								
OTHER SP. FTE								
<b>TOTAL</b>								

**PRIORITY LEVEL :**

--	--	--	--	--	--	--	--	--

**PROGRAM DECISION UNITS**

Mississippi State University

9 - Mandatory Transfers

Name of Agency

Program Name

	A	B	C	D	E			
<b>EXPENDITURES</b>	FY 2019 Appropriated	Escalations By DFA	Non-Recurring Items	Total Funding Change	FY 2020 Total Request			
<b>SALARIES</b>								
GENERAL								
ST. SUP. SPECIAL								
FEDERAL								
OTHER								
<b>TRAVEL</b>								
GENERAL								
ST. SUP. SPECIAL								
FEDERAL								
OTHER								
<b>CONTRACTUAL</b>								
GENERAL								
ST. SUP. SPECIAL								
FEDERAL								
OTHER								
<b>COMMODITIES</b>								
GENERAL								
ST. SUP. SPECIAL								
FEDERAL								
OTHER								
<b>CAPTITAL-OTE</b>								
GENERAL								
ST. SUP. SPECIAL								
FEDERAL								
OTHER								
<b>EQUIPMENT</b>								
GENERAL								
ST. SUP. SPECIAL								
FEDERAL								
OTHER								
<b>VEHICLES</b>								
GENERAL								
ST. SUP. SPECIAL								
FEDERAL								
OTHER								
<b>WIRELESS DEV</b>								
GENERAL								
ST. SUP. SPECIAL								
FEDERAL								
OTHER								
<b>SUBSIDIES</b>								
GENERAL								
ST. SUP. SPECIAL								
FEDERAL								
OTHER								
<b>TOTAL</b>								

**FUNDING**

GENERAL FUNDS								
ST. SUP. SPCL FUNDS								
FEDERAL FUNDS								
OTHER SP. FUNDS								
<b>TOTAL</b>								

**POSITIONS**

GENERAL FTE								
ST. SUP. SPCL. FTE								
FEDERAL FTE								
OTHER SP. FTE								
<b>TOTAL</b>								

**PRIORITY LEVEL :**

--	--	--	--	--	--	--	--	--

**PROGRAM DECISION UNITS**

Mississippi State University

10 - Non-Mandatory Transfers

Name of Agency

Program Name

	A	B	C	D	E			
<b>EXPENDITURES</b>	FY 2019 Appropriated	Escalations By DFA	Non-Recurring Items	Total Funding Change	FY 2020 Total Request			
<b>SALARIES</b>								
GENERAL								
ST. SUP. SPECIAL								
FEDERAL								
OTHER								
<b>TRAVEL</b>								
GENERAL								
ST. SUP. SPECIAL								
FEDERAL								
OTHER								
<b>CONTRACTUAL</b>								
GENERAL								
ST. SUP. SPECIAL								
FEDERAL								
OTHER								
<b>COMMODITIES</b>								
GENERAL								
ST. SUP. SPECIAL								
FEDERAL								
OTHER								
<b>CAPTITAL-OTE</b>								
GENERAL								
ST. SUP. SPECIAL								
FEDERAL								
OTHER								
<b>EQUIPMENT</b>								
GENERAL								
ST. SUP. SPECIAL								
FEDERAL								
OTHER								
<b>VEHICLES</b>								
GENERAL								
ST. SUP. SPECIAL								
FEDERAL								
OTHER								
<b>WIRELESS DEV</b>								
GENERAL								
ST. SUP. SPECIAL								
FEDERAL								
OTHER								
<b>SUBSIDIES</b>								
GENERAL								
ST. SUP. SPECIAL								
FEDERAL								
OTHER								
<b>TOTAL</b>								

**FUNDING**

GENERAL FUNDS								
ST. SUP. SPCL FUNDS								
FEDERAL FUNDS								
OTHER SP. FUNDS								
<b>TOTAL</b>								

**POSITIONS**

GENERAL FTE								
ST. SUP. SPCL. FTE								
FEDERAL FTE								
OTHER SP. FTE								
<b>TOTAL</b>								

**PRIORITY LEVEL :**

--	--	--	--	--	--	--	--	--



**PROGRAM NARRATIVE**

Program Data Collected in Accordance with the Mississippi Performance Budget and Strategic Planning Act of 1994  
(To Accompany Form MBR-1-03)

Mississippi State University

1 - Instruction

Name of Agency

Program Name

**I. Program Description:**

This program is comprised of all expenditures related to the institution's teaching activities, including credit and non-credit courses for academic, occupational, and professional instruction. Department research and public service activities which are not budgeted separately, as well as, departmental chairpersons are also included.

**II. Program Objective:**

The overall objective of the instruction program is to provide credit and non-credit academic and academic support courses and activities geared toward ensuring the best possible quality programs of study are provided consistent with the requirements of appropriate accrediting agencies and/or learned societies.

**III. Current program activities as supported by the funding in Columns 6-15 (FY 2019 & FY 2020 Increase/Decrease for continuations) of MBR-1-03 and designated Budget Unit Decisions columns of MBR-1-03-A:**

**(D) PERS Increase:**

To cover the increase in the PERS employer contribution rate from 15.75 to 17.40 percent, effective July 1, 2019.

**(E) Health Plan Cost Increase:**

To cover the increase in the State Health Plan employer premium.

**PROGRAM NARRATIVE**

Program Data Collected in Accordance with the Mississippi Performance Budget and Strategic Planning Act of 1994  
(To Accompany Form MBR-1-03)

Mississippi State University

2 - Research

Name of Agency

Program Name

**I. Program Description:**

This program includes all expenditures for activities specifically organized to produce research outcomes, whether funded internally or from outside sources, whether performed by individuals or research centers, and budgeted separately.

**II. Program Objective:**

To provide basic research in those disciplines in which the University offers a major so that our faculty can stay up to date and vibrant in their classrooms. In addition, every attempt is made to advance the frontiers of learning.

**III. Current program activities as supported by the funding in Columns 6-15 (FY 2019 & FY 2020 Increase/Decrease for continuations) of MBR-1-03 and designated Budget Unit Decisions columns of MBR-1-03-A:**

**(D) PERS Increase:**

To cover the increase in the PERS employer contribution rate from 15.75 to 17.40 percent, effective July 1, 2019.

**(E) Health Plan Cost Increase:**

To cover the increase in the State Health Plan employer premium.

**PROGRAM NARRATIVE**

Program Data Collected in Accordance with the Mississippi Performance Budget and Strategic Planning Act of 1994  
(To Accompany Form MBR-1-03)

Mississippi State University

3 - Public Service

Name of Agency

Program Name

**I. Program Description:**

This program includes funds expended for activities that are established primarily to provide non-institutional services beneficial to individuals and groups external to the institution. These activities include community service programs, cooperative extension services, conferences, institutes, general advisory services, reference bureaus, radio and tv, consulting and similar non-instructional services to particular sectors of the community.

**II. Program Objective:**

To provide non-instructional services beneficial to individuals and groups that are external to the University. Among these activities are publications, consulting, general advisory services and reference bureaus.

**III. Current program activities as supported by the funding in Columns 6-15 (FY 2019 & FY 2020 Increase/Decrease for continuations) of MBR-1-03 and designated Budget Unit Decisions columns of MBR-1-03-A:**

**(D) PERS Increase:**

To cover the increase in the PERS employer contribution rate from 15.75 to 17.40 percent, effective July 1, 2019.

**(E) Health Plan Cost Increase:**

To cover the increase in the State Health Plan employer premium.

**PROGRAM NARRATIVE**

Program Data Collected in Accordance with the Mississippi Performance Budget and Strategic Planning Act of 1994  
(To Accompany Form MBR-1-03)

Mississippi State University

4 - Academic Support

Name of Agency

Program Name

**I. Program Description:**

This program includes funds expended primarily to provide support services for the institution's primary missions of instruction, research, and public service. It includes (1) libraries, museums, and galleries; (2) services that directly assist the academic functions of the institution, such as demonstration schools; (3) media; (4) computing support; (5) academic administration and personnel development providing administration support and management direction.

**II. Program Objective:**

To provide support for the institution's primary mission -- instruction, research, and public service. It includes: (1) retention, preservation, and display of education materials; (2) provision of services that directly assist the academic functions of the institution; (3) media such as audiovisual services and; (4) technology such as computing support.

**III. Current program activities as supported by the funding in Columns 6-15 (FY 2019 & FY 2020 Increase/Decrease for continuations) of MBR-1-03 and designated Budget Unit Decisions columns of MBR-1-03-A:**

**(D) PERS Increase:**

To cover the increase in the PERS employer contribution rate from 15.75 to 17.40 percent, effective July 1, 2019.

**(E) Health Plan Cost Increase:**

To cover the increase in the State Health Plan employer premium.

**PROGRAM NARRATIVE**

Program Data Collected in Accordance with the Mississippi Performance Budget and Strategic Planning Act of 1994  
(To Accompany Form MBR-1-03)

Mississippi State University

5 - Student Services

Name of Agency

Program Name

**I. Program Description:**

This program includes funds expended for offices of Admissions and Registrar and those activities whose primary purpose is to contribute to the student's development outside the formal instruction program. It includes expenditures for student activities, cultural events, student newspaper, intramural athletics, student organizations, supplemental remedial instruction, counseling and career guidance, student aid administration, and student health service.

**II. Program Objective:**

To cover the offices of Admissions and Registrar and those activities whose primary function is to contribute to the student's emotional and physical well-being and to his or her intellectual, cultural and social development outside the context of the formal instruction program. It includes counseling and career guidance.

**III. Current program activities as supported by the funding in Columns 6-15 (FY 2019 & FY 2020 Increase/Decrease for continuations) of MBR-1-03 and designated Budget Unit Decisions columns of MBR-1-03-A:**

**(D) PERS Increase:**

To cover the increase in the PERS employer contribution rate from 15.75 to 17.40 percent, effective July 1, 2019.

**(E) Health Plan Cost Increase:**

To cover the increase in the State Health Plan employer premium.

**PROGRAM NARRATIVE**

Program Data Collected in Accordance with the Mississippi Performance Budget and Strategic Planning Act of 1994  
(To Accompany Form MBR-1-03)

Mississippi State University

6 - Institutional Support

Name of Agency

Program Name

**I. Program Description:**

This program includes expenditures for: (1) central executive level activities concerned with management and long-range planning for the entire institution, such as governing board, planning and programming, and legal services; (2) fiscal operations, including the investment office; (3) administrative data processing; (4) space management; and (5) employee personnel records.

**II. Program Objective:**

To support; (1) central executive activities concerned with management and long-range planning of the entire institution; (2) fiscal operations; (3) administrative data processing; (4) space management; (5) employee personnel records; (6) general administrative expenses; (7) logistical activities that provide procurement, store rooms, and safety and security to the institution

**III. Current program activities as supported by the funding in Columns 6-15 (FY 2019 & FY 2020 Increase/Decrease for continuations) of MBR-1-03 and designated Budget Unit Decisions columns of MBR-1-03-A:**

**(D) PERS Increase:**

To cover the increase in the PERS employer contribution rate from 15.75 to 17.40 percent, effective July 1, 2019.

**(E) Health Plan Cost Increase:**

To cover the increase in the State Health Plan employer premium.

**PROGRAM NARRATIVE**

Program Data Collected in Accordance with the Mississippi Performance Budget and Strategic Planning Act of 1994  
(To Accompany Form MBR-1-03)

Mississippi State University

7 - Operation & Maintenance

Name of Agency

Program Name

**I. Program Description:**

This program includes all expenditures of current operating funds for the operation and maintenance of physical plant. It includes all expenditures for operations established to provide services and maintenance related to grounds and facilities, including utilities, fire protection, property insurance, and similar items.

**II. Program Objective:**

To operate and maintain the physical plant including providing services and maintenance related to grounds and facilities, including utilities, fire protection, property insurance, and similar items.

**III. Current program activities as supported by the funding in Columns 6-15 (FY 2019 & FY 2020 Increase/Decrease for continuations) of MBR-1-03 and designated Budget Unit Decisions columns of MBR-1-03-A:**

**(D) Recover FY 2016 Capital Funds:**

In order to maintain quality facilities, capital funds are requested at the FY 2016 level.

**(E) PERS Increase:**

To cover the increase in the PERS employer contribution rate from 15.75 to 17.40 percent, effective July 1, 2019.

**(F) Health Plan Cost Increase:**

To cover the increase in the State Health Plan employer premium.

**PROGRAM NARRATIVE**

Program Data Collected in Accordance with the Mississippi Performance Budget and Strategic Planning Act of 1994  
(To Accompany Form MBR-1-03)

Mississippi State University

8 - Scholarship & Fellowships

---

Name of Agency

Program Name

**I. Program Description:**

This program includes expenditures for scholarships and fellowships in the form of outright grants to students selected by the institution and financed with current funds, restricted or unrestricted, including trainer stipends, prizes, and rewards.

**II. Program Objective:**

To provide grants to students (either from selection by the institution or from an entitlement program), as well as trainer stipends, prizes and awards, except trainer stipends awarded to individuals who are not enrolled in formal course work.



**PROGRAM NARRATIVE**

Program Data Collected in Accordance with the Mississippi Performance Budget and Strategic Planning Act of 1994  
(To Accompany Form MBR-1-03)

Mississippi State University

9 - Mandatory Transfers

Name of Agency

Program Name

**I. Program Description:**

This program includes transfers from the current funds group to other fund groups arising out of: (1) binding legal agreements related to the financing of educational plant, such as amounts for debt retirements, interest, and required provisions for renewals and replacements of plant, not financed from other sources, and; (2) grant agreements with agencies of the Federal Government, donors, and other organizations to match gifts and grants to loan, and other funds.

**II. Program Objective:**

Mandatory transfers are those which are required by external binding contracts.

**PROGRAM NARRATIVE**

Program Data Collected in Accordance with the Mississippi Performance Budget and Strategic Planning Act of 1994  
(To Accompany Form MBR-1-03)

Mississippi State University

10 - Non-Mandatory Transfers

Name of Agency

Program Name

**I. Program Description:**

This program includes those transfers from the current funds group to other fund groups made at the direction of the governing board to serve a variety of objectives, such as additions to loan funds, additions to the quasi-endowment funds, general or specific plant additions, voluntary renewals and replacements of plants, and repayments on debt principal.

**II. Program Objective:**

Non-mandatory transfers are those which are required to support activities for which legally binding agreements do not exist.

**Elements of Quality Program Design**

For the Evaluation of Requests to Fund New Programs or New Activity in an Existing Program  
(To Accompany Form MBR-1-03A)

**PROGRAM PERFORMANCE MEASURES**

Program Data Collected in Accordance with the Mississippi Performance Budget and Strategic Planning Act of 1994

Mississippi State University (265-00)

1 - Instruction

Name of Agency

PROGRAM NAME

PROGRAM OUTPUTS: (This is the measure of the process necessary to carry on the goals and objectives of this program. This is the volume produced, i.e., how many people served, how many documents generated.)

	FY 2018 APPRO	FY 2018 ACTUAL	FY 2019 ESTIMATED	FY 2020 PROJECTED
1 Average ACT score of entering freshmen.	24.40	24.40	24.40	24.40
2 Number of degrees awarded to adult learners who enter college for the first time at age 23 or older.	4.00	4.00	4.00	4.00
3 Percentage of degrees awarded in 4 years to adult learners who enter college for the first time at age 23 or older.	16.00	16.00	16.00	16.00
4 Percentage of degrees awarded in 6 years to adult learners who enter college for the first time at age 23 or older.	16.00	16.00	16.00	16.00
5 Percentage of degrees awarded in 8 years to adult learners who enter college for the first time at age 23 or older.	16.00	16.00	16.00	16.00
6 Number of graduate degrees awarded.	1,023.00	1,023.00	1,023.00	1,023.00
7 Number of entering students who are enrolled in intermediate (remedial) courses during their first year.	420.00	420.00	420.00	420.00
8 Percentage of entering students who are enrolled in intermediate (remedial) courses during their first year.	11.60	11.60	11.60	11.60
9 Number of entering students who are enrolled in intermediate (remedial) courses during their first year, broken out by math only.	205.00	205.00	205.00	205.00
10 Percentage of entering students who are enrolled in intermediate (remedial) courses during their first year, broken out by math only.	5.70	5.70	5.70	5.70
11 Number of entering students who are enrolled in intermediate (remedial) courses during their first year, broken out by English/reading only.	143.00	143.00	143.00	143.00
12 Percentage of entering students who are enrolled in intermediate (remedial) courses during their first year, broken out by English/reading only.	3.90	3.90	3.90	3.90
13 Number of entering students who are enrolled in intermediate (remedial) courses during their first year, in both math and English/reading simultaneously.	72.00	72.00	72.00	72.00
14 Percentage of entering students who are enrolled in intermediate (remedial) courses during their first year, in both math and English/reading simultaneously.	2.00	2.00	2.00	2.00
15 Number of graduate degrees awarded in science, technology, engineering, and math.	430.00	430.00	430.00	430.00
16 Percentage of graduate degrees awarded in science, technology, engineering, and math.	47.10	47.10	47.10	47.10

**PROGRAM PERFORMANCE MEASURES**

Program Data Collected in Accordance with the Mississippi Performance Budget and Strategic Planning Act of 1994

Mississippi State University (265-00)

1 - Instruction

Name of Agency

PROGRAM NAME

**PROGRAM EFFICIENCIES:** (This is the measure of the cost, unit cost or productivity associated with a given outcome or output. This measure indicates linkage between services and funding, i.e., cost per investigation, cost per student or number of days to complete investigation.)

	FY 2018 APPRO	FY 2018 ACTUAL	FY 2019 ESTIMATED	FY 2020 PROJECTED
1 Percentage of fall intermediate (remedial) math students completing the (remedial math) course within two years.	81.20	81.20	81.20	81.20
2 Percentage of fall intermediate (remedial) English/reading students completing the (remedial English/reading) course within 2 years.	87.40	87.40	87.40	87.40
3 First-year retention rate (from fall to fall) for entering full-time freshmen.	80.20	80.20	80.20	80.20
4 Percentage of full-time students completing 24 credit hours within one academic year.	77.80	77.80	77.80	77.80
5 Percentage of part-time students completing 12 credit hours within one academic year.	57.10	57.10	57.10	57.10
6 Number of undergraduate degrees awarded per 100 undergraduate full-time equivalent (FTE) enrollment.	21.40	21.40	21.40	21.40
7 Student graduation rates (first-time freshmen cohort students graduating within 4 years)	30.90	30.90	30.90	30.90
8 Student graduation rates (first-time freshmen cohort students graduating within 6 years)	60.00	60.00	60.00	60.00
9 Student graduation rates (first-time freshmen cohort students graduating within 8 years)	62.60	62.60	62.60	62.60
10 Percentage of Mississippi median family income required to cover tuition and fees at Mississippi public four-year higher educational institutions (ACS Median Household Income \$37,963).	40.80	40.80	40.80	40.80
11 Dollars spent on remedial coursework.	105,778.00	105,778.00	105,778.00	105,778.00
12 Percentage of teaching faculty with terminal degrees (doctorate and first professional degrees).	81.10	81.10	81.10	81.10
13 Percentage of enrolled graduate students who complete graduate degree.	56.60	56.60	56.60	56.60
14 Total state expenditures per total FTE student.	16,506.00	16,506.00	16,506.00	16,506.00
15 Number of Graduate Degrees Awarded Per 100 Graduate FTE Enrollment	40.50	40.50	40.50	40.50
16 Number of Students Completing 30 Hours	4,285.00	4,285.00	4,285.00	4,285.00
17 Number of Students Completing 60 Hours	3,208.00	3,208.00	3,208.00	3,208.00

**PROGRAM PERFORMANCE MEASURES**

Program Data Collected in Accordance with the Mississippi Performance Budget and Strategic Planning Act of 1994

Mississippi State University (265-00)

1 - Instruction

Name of Agency

PROGRAM NAME

**PROGRAM OUTCOMES:** (This is the measure of the quality or effectiveness of the services provided by this program. This measure provides an assessment of the actual impact or public benefit of your agency's actions. This is the results produced, i.e., increased customer satisfaction by x% within a 12-month period, reduce the number of traffic fatalities due to drunk drivers within a 12-month period.

	FY 2018 APPRO	FY 2018 ACTUAL	FY 2019 ESTIMATED	FY 2020 PROJECTED
1 Percentage of state's population age 25 years and over with a bachelor's degree or higher	21.00	21.00	21.00	21.00
2 Number of graduates in high-need disciplines (Science, technology, engineering, & math).	1,231.00	1,231.00	1,231.00	1,231.00
3 Number of graduates in high-need disciplines (Education).	261.00	261.00	261.00	261.00
4 Number of graduates in high-need disciplines (Health).	5.00	5.00	5.00	5.00
5 Number of graduates in high-need disciplines (science, technology, engineering, math, education, and nursing combined).	1,497.00	1,497.00	1,497.00	1,497.00
6 Number of graduates in teaching from Mississippi public higher educational institutions.	231.00	231.00	231.00	231.00
7 Licensure exam pass rates for graduates with four year degrees (undergraduate Praxis).	82.90	82.90	82.90	82.90
8 Licensure exam pass rates for graduates with four year degrees (NCLEX-RN).	0.00	0.00	0.00	0.00
9 Licensure exam pass rates for graduates with four year degrees (other undergraduate licensure).	60.60	60.60	60.60	60.60
10 Licensure exam pass rates for graduates with four year degrees (All undergraduate licensure pass rates).	78.90	78.90	78.90	78.90
11 Licensure exam pass rate for graduate school graduates (graduate Praxis).	0.00	0.00	0.00	0.00
12 Licensure exam pass rates for graduates with four year degrees (other licensure).	98.80	98.80	98.80	98.80
13 Licensure exam pass rate for graduate school graduates (All graduate licensure pass rates).	98.80	98.80	98.80	98.80
14 Number of Undergraduate Degrees Awarded	3,518.00	3,518.00	3,518.00	3,518.00
15 Number of degrees (Graduate & Undergraduate) awarded in the STEM Field.	1,231.00	1,231.00	1,231.00	1,231.00
16 Number of degrees (Graduate & Undergraduate) awarded in the Health Field.	5.00	5.00	5.00	5.00
17 Number of degrees (Graduate & Undergraduate) awarded in the Education Field.	261.00	261.00	261.00	261.00

**PROGRAM PERFORMANCE MEASURES**

Program Data Collected in Accordance with the Mississippi Performance Budget and Strategic Planning Act of 1994

Mississippi State University (265-00)

2 - Research

Name of Agency

PROGRAM NAME

**PROGRAM OUTPUTS:** (This is the measure of the process necessary to carry on the goals and objectives of this program. This is the volume produced, i.e., how many people served, how many documents generated.)

	FY 2018 APPRO	FY 2018 ACTUAL	FY 2019 ESTIMATED	FY 2020 PROJECTED
1 Dollar value of total external research grants and contracts awarded to Mississippi public universities.	144,187,317.0 0	144,187,317.0 0	144,187,317.0 0	144,187,317.0 0
2 Percentage of external research grants and contracts awarded to Mississippi public universities from federal sources.	79.00	79.00	79.00	79.00

**PROGRAM OUTCOMES:** (This is the measure of the quality or effectiveness of the services provided by this program. This measure provides an assessment of the actual impact or public benefit of your agency's actions. This is the results produced, i.e., increased customer satisfaction by x% within a 12-month period, reduce the number of traffic fatalities due to drunk drivers within a 12-month period.)

	FY 2018 APPRO	FY 2018 ACTUAL	FY 2019 ESTIMATED	FY 2020 PROJECTED
1 Number of patents obtained by Mississippi public universities in emerging technologies.	31.00	31.00	31.00	31.00

**PROGRAM 3% GENERAL FUND REDUCTION AND NARRATIVE EXPLANATION**

Mississippi State University (265-00)

	Fiscal Year 2019 Funding			FY 2019 GF PERCENT REDUCED
	Total Funds	Reduced Amount	Reduced Funding Amount	

<b>Program Name:</b> (1) Instruction				
General	25,762,051	(530,356)	25,231,695	(2.06%)
State Support Special	4,929,483		4,929,483	
Federal				
Other Special	100,896,480		100,896,480	
<b>TOTAL</b>	<b>131,588,014</b>	<b>(530,356)</b>	<b>131,057,658</b>	

**Narrative Explanation:**  
 The University is below average on instructional funding compared to PEER institutions. Additional reductions in general support would greatly affect the quality of instruction provided.

<b>Program Name:</b> (2) Research				
General	4,604,759	(112,394)	4,492,365	(2.44%)
State Support Special	699,326		699,326	
Federal				
Other Special	14,313,780		14,313,780	
<b>TOTAL</b>	<b>19,617,865</b>	<b>(112,394)</b>	<b>19,505,471</b>	

**Narrative Explanation:**  
 A reduction in non-sponsored research would effectively negate the priorities established for the fiscal year.

<b>Program Name:</b> (3) Public Service				
General	348,614	(405)	348,209	(0.12%)
State Support Special	66,706		66,706	
Federal				
Other Special	1,365,337		1,365,337	
<b>TOTAL</b>	<b>1,780,657</b>	<b>(405)</b>	<b>1,780,252</b>	

**Narrative Explanation:**  
 A decrease in budget intended for outreach and public service would undermine one of the most important missions of a land grant institution and impact the economic development of the state.

<b>Program Name:</b> (4) Academic Support				
General	6,652,247	(280,795)	6,371,452	(4.22%)
State Support Special	1,272,886		1,272,886	
Federal				
Other Special	26,053,373		26,053,373	
<b>TOTAL</b>	<b>33,978,506</b>	<b>(280,795)</b>	<b>33,697,711</b>	

**Narrative Explanation:**  
 Improving student access is a key element in providing a trained workforce for economic development in Mississippi. Gains in student access in turn require the institution to devote additional resources to improve retention and graduation rates, especially in the first generation students and at-risk populations. A decrease in academic support would negatively impact these students.

<b>Program Name:</b> (5) Student Services				
General	3,266,738	(63,369)	3,203,369	(1.94%)
State Support Special	625,079		625,079	
Federal				



**PROGRAM 3% GENERAL FUND REDUCTION AND NARRATIVE EXPLANATION**

Mississippi State University (265-00)

	Fiscal Year 2019 Funding			FY 2019 GF PERCENT REDUCED
	Total Funds	Reduced Amount	Reduced Funding Amount	
Other Special	12,794,104		12,794,104	
<b>TOTAL</b>	<b>16,685,921</b>	<b>(63,369)</b>	<b>16,622,552</b>	

**Narrative Explanation:**

A decrease in student services would be detrimental to the learning and success of our students. Research has shown that student engagement in educationally purposeful activities outside the classroom is critical in the success of the student.

<b>Program Name: (6) Institutional Support</b>				
General	6,352,305	(271,397)	6,080,908	(4.27%)
State Support Special	1,215,492		1,215,492	
Federal				
Other Special	24,878,658		24,878,658	
<b>TOTAL</b>	<b>32,446,455</b>	<b>(271,397)</b>	<b>32,175,058</b>	

**Narrative Explanation:**

Accountability is important to the institution and to the people of Mississippi. Reductions in this program would hamper the university in implementing and maintaining key elements in assessments of controls and policies.

<b>Program Name: (7) Operation &amp; Maintenance</b>				
General	6,163,858	(849,910)	5,313,948	(13.79%)
State Support Special	1,179,432		1,179,432	
Federal				
Other Special	24,140,604		24,140,604	
<b>TOTAL</b>	<b>31,483,894</b>	<b>(849,910)</b>	<b>30,633,984</b>	

**Narrative Explanation:**

The area of maintenance has suffered drastically. The result of additional reductions would necessitate additional deferral of maintenance.

<b>Program Name: (8) Scholarship &amp; Fellowships</b>				
General	17,136,963		17,136,963	
State Support Special	3,279,101		3,279,101	
Federal				
Other Special	67,116,525		67,116,525	
<b>TOTAL</b>	<b>87,532,589</b>		<b>87,532,589</b>	

**Narrative Explanation:**

<b>Program Name: (9) Mandatory Transfers</b>				
General				
State Support Special				
Federal				
Other Special				
<b>TOTAL</b>				

**Narrative Explanation:**

<b>Program Name: (10) Non-Mandatory Transfers</b>				
---	--	--	--	--

**PROGRAM 3% GENERAL FUND REDUCTION AND NARRATIVE EXPLANATION**

Mississippi State University (265-00)

	Fiscal Year 2019 Funding			FY 2019 GF PERCENT REDUCED
	Total Funds	Reduced Amount	Reduced Funding Amount	
General				
State Support Special				
Federal				
Other Special				
<b>TOTAL</b>				
<b>Narrative Explanation:</b>				

Program Name: (99) Summary of All Programs				
General	70,287,535	(2,108,626)	68,178,909	(3.00%)
State Support Special	13,267,505		13,267,505	
Federal				
Other Special	271,558,861		271,558,861	
<b>TOTAL</b>	<b>355,113,901</b>	<b>(2,108,626)</b>	<b>353,005,275</b>	

**BOARD OF TRUSTEES OF STATE INSTITUTIONS OF HIGHER LEARNING MEMBERS**

Mississippi State University (265-00)  
Name of Agency

A. Explain Rate and manner in which board members are reimbursed:

Board members are reimbursed through the Institution of Higher Learning System Administration budget with a per diem of \$40 plus expenses.

B. Estimated number of meetings FY 2019:

12 (Twelve)

<b>C. Names of Members</b>	<b>City, Town, Residence</b>	<b>Appointed By</b>	<b>Date of Appointment</b>	<b>Length of Term</b>
1. Mr. Powell "Gee" Ogletree, Jr.	Jackson, MS	Barbour	5- 8- 2018	9 years
2. Mrs. Jeanne Luckey	Ocean Springs, MS	Barbour	5- 8- 2018	9 years
3. Mr. Bruce Martin	Meridian, MS	Barbour	5- 8- 2018	9 years
4. Dr. Steven Cunningham	Hattiesburg, MS	Barbour	5- 8- 2018	9 years
5. Justice Ann H. Lamar	Senatobia, MS	Bryant	2- 8- 2017	4 years
6. Dr. Bradford J. Dye, III	Oxford, MS	Bryant	5- 8- 2012	9 years
7. Mr. Shane Hooper	Tupelo, MS	Bryant	5- 8- 2012	9 years
8. Mr. Hal Parker	Bolton, MS	Bryant	5- 8- 2012	9 years
9. Mr. Tom Duff	Hattiesburg, MS	Bryant	5- 8- 2015	9 years
10. Dr. Alfred E. McNair, Jr.	Gautier, MS	Bryant	5- 8- 2015	9 years
11. Mr. Chip Morgan	Leland, MS	Bryant	5- 8- 2015	9 years
12. Dr. J. Walt Starr	Columbus, MS	Bryant	5- 8- 2015	9 years

Identify Statutory Authority (Code Section or Executive Order Number)\*

*Constitutional Amendment 213A of the Constitution of the State of Mississippi.*

**SCHEDULE B  
CONTRACTUAL SERVICES**

Mississippi State University (265-00)

Name of Agency

MINOR OBJECT OF EXPENDITURE	(1) Actual Expenses FY Ending June 30, 2018	(2) Estimated Expenses FY Ending June 30, 2019	(3) Requested for FY Ending June 30, 2020
<b>A. Tuition, Rewards &amp; Awards (61050xxx-61080xxx)</b>			
5130 Scholarships	31,715,646	32,450,715	32,450,715
5137 Fee Waivers	47,474,636	49,269,334	49,269,334
5140 Awards	181,196	181,196	181,196
5147 Non-Academic Achievement	1,179,269	1,161,314	1,161,314
<b>Total</b>	<b>80,550,747</b>	<b>83,062,559</b>	<b>83,062,559</b>
<b>B. Transportation &amp; Utilities (61100xxx-61200xxx)</b>			
5210 Postage, Box rent, etc.	143,554	144,304	144,304
5250 Cable TV	12,197	15,111	15,111
5260 Transportation of Things	15,992	29,660	29,660
5310 Electricity	9,926,408	7,276,003	7,276,003
5320 Heat	2,300,081	1,955,797	1,955,797
5330 Water	196,996	198,333	198,333
5340 Sewage	515,834	166,176	166,176
<b>Total</b>	<b>13,111,062</b>	<b>9,785,384</b>	<b>9,785,384</b>
<b>C. Public Information (61300xxx-6131xxxx)</b>			
5410 Advertising	197,099	212,360	212,360
5420 Publicity and Public Information	127,084	206,106	206,106
<b>Total</b>	<b>324,183</b>	<b>418,466</b>	<b>418,466</b>
<b>D. Rents (61400xxx-61490xxx)</b>			
5510 Building and Floor Space	319,192	253,200	253,200
5530 Office Equipment	264,945	202,016	202,016
5535 Rental of Computer Software	86,965	500	500
5545 Computer Usage Charges	69,753	63,611	63,611
5590 Other Rental	323,847	225,019	225,019
<b>Total</b>	<b>1,064,702</b>	<b>744,346</b>	<b>744,346</b>
<b>E. Repairs &amp; Service (61500xxx)</b>			
5620 Repairs and Service - Buildings and Grounds	7,865,927	8,466,286	8,466,286
5640 Repairs and Service - Vehicles	13,269	8,541	8,541
5650 Repairs and Service - Office Equipment	23,750	19,547	19,547
5660 Maintenance Contracts	528,896	231,181	231,181
5690 Repair and Maintenance - Other Equipment	37,089	142,126	142,126
<b>Total</b>	<b>8,468,931</b>	<b>8,867,681</b>	<b>8,867,681</b>

**SCHEDULE B  
CONTRACTUAL SERVICES**

Mississippi State University (265-00)

Name of Agency

MINOR OBJECT OF EXPENDITURE	(1) Actual Expenses FY Ending June 30, 2018	(2) Estimated Expenses FY Ending June 30, 2019	(3) Requested for FY Ending June 30, 2020
<b>F. Fees, Professional &amp; Other Services (6161xxxx-61699xxx)</b>			
5790 Professional Fees & Services	1,633,219	1,633,219	1,633,219
<b>Total</b>	<b>1,633,219</b>	<b>1,633,219</b>	<b>1,633,219</b>
<b>G. Other Contractual Services (61700xxx-61790xxx, 61900xxx)</b>			
5810 Insurance and Fidelity Bonds	743,028	433,304	433,304
5820 Dues	416,239	391,870	391,870
5830 Laundry, Dry Cleaning, and Towel Service	11,438	34,472	34,472
5840 Subscriptions	159,693	189,523	189,523
5860 Employee Recruitment	88,989	90,388	90,388
5865 Employee Moving	64,815	18,860	18,860
5870 Computer Software Acquisitions	1,470,754	1,463,027	1,463,027
5880 Computer Software Maintenance	2,103,133	1,636,602	1,636,602
5890 Other Contractual Services	18,212,178	21,628,852	24,418,338
<b>Total</b>	<b>23,270,267</b>	<b>25,886,898</b>	<b>28,676,384</b>
<b>H. Information Technology (61800xxx-61890xxx)</b>			
5220 Telephone - Long Distance Service	746,088	746,088	746,088
5230 Telephone - Cellular	27,634	27,634	27,634
<b>Total</b>	<b>773,722</b>	<b>773,722</b>	<b>773,722</b>
<b>Grand Total</b> <i>(Enter on Line 1-B of Form MBR-1)</i>	<b>129,196,833</b>	<b>131,172,275</b>	<b>133,961,761</b>
<b>Funding Summary:</b>			
General Funds	26,297,537	25,781,186	25,781,186
State Support Special Funds	4,508,426	4,909,225	7,698,711
Federal Funds			
Other Special Funds	98,390,870	100,481,864	100,481,864
<b>Total Funds</b>	<b>129,196,833</b>	<b>131,172,275</b>	<b>133,961,761</b>

**SCHEDULE C  
COMMODITIES**

Mississippi State University (265-00)

Name of Agency

MINOR OBJECT OF EXPENDITURE	(1) Actual Expenses FY Ending June 30, 2018	(2) Estimated Expenses FY Ending June 30, 2019	(3) Requested for FY Ending June 30, 2020
-----------------------------	--	---	--

<b>A. Maintenance &amp; Constr. Materials &amp; Supplies (62000xxx, 62015xxx)</b>			
6010 Land Improvement Supplies	355		
6040 Hardware, Plumbing, and Electrical Supplies	352,311	513,935	513,935
6050 Custodial Supplies and Cleaning Agents	9,320	10,693	10,693
6090 Other Maintenance Materials	34	6,763	6,763
<b>Total</b>	<b>362,020</b>	<b>531,391</b>	<b>531,391</b>

<b>B. Printing &amp; Office Supplies &amp; Materials (62010xxx, 62085xxx, 62100xxx, 62125xxx, 62400xxx)</b>			
6110 Printing, Binding, and Padding	132,071	267,174	267,174
6120 Duplication and Reproduction	35,177	57,865	57,865
6130 Office Supplies and Materials	119,855	234,574	234,574
6140 Purchased Instructional Materials	9,124	18,408	18,408
<b>Total</b>	<b>296,227</b>	<b>578,021</b>	<b>578,021</b>

<b>C. Equipment Repair Parts, Supplies &amp; Acces. (6205xxxx, 62072xxx, 62110xxx, 62115xxx, 62120xxx, 62130xxx)</b>			
6210 Fuels - Gasoline	67,451	81,033	81,033
6240 Repair and Replacement Parts	722	2,201	2,201
6250 Shop Supplies	1,569	100	100
6290 Other Equipment Repair Parts and Supplies	1,372	3,857	3,857
<b>Total</b>	<b>71,114</b>	<b>87,191</b>	<b>87,191</b>

<b>D. Professional &amp; Sci. Supplies and Materials (62025xxx, 62030xxx, 62070xxx, 62095xxx, 62105xxx, 6212xxxx)</b>			
6310 Laboratory and Testing Supplies	32,226	11,328	11,328
6320 Photographic and Reproduction Supplies	1,041	432	432
6330 Drugs and Chemicals - Medical and Lab Use	165	1,880	1,880
6390 Other Professional and Scientific Supplies	2,518	4,239	4,239
<b>Total</b>	<b>35,950</b>	<b>17,879</b>	<b>17,879</b>

<b>E. Other Supplies &amp; Materials (62005xxx, 62015xxx, 62020xxx, 62035xxx, 62040xxx, 62045xxx, 62060xxx, 62065xxx, 62075xxx-62080xxx, 62090xxx, 62115xxx, 62135xxx, 62140xxx, 62405xxx, 62415xxx, 62500xxx-62999xxx)</b>			
6440 Food for Persons	240,080	384,075	384,075
6450 Feed for Animals	161	533	533
6460 Seeds and Plants	65,974	43,820	43,820
6490 Other Supplies and Materials	1,470,767	974,576	974,576
6541 Telecom Cost - Local Service	729,083	729,083	729,083
6542 Telecom Cost - Long Distance	18,572	18,572	18,572

**SCHEDULE C  
COMMODITIES**

Mississippi State University (265-00)

Name of Agency

MINOR OBJECT OF EXPENDITURE	(1) Actual Expenses FY Ending June 30, 2018	(2) Estimated Expenses FY Ending June 30, 2019	(3) Requested for FY Ending June 30, 2020
6543 Telecom Cost - Other	140,262	140,262	140,262
<b>Total</b>	<b>2,664,899</b>	<b>2,290,921</b>	<b>2,290,921</b>
<b>Grand Total</b> <i>(Enter on Line 1-C of Form MBR-1)</i>	<b>3,430,210</b>	<b>3,505,403</b>	<b>3,505,403</b>
<b>Funding Summary:</b>			
General Funds	814,145	806,917	806,917
State Support Special Funds	114,576	125,698	125,698
Federal Funds			
Other Special Funds	2,501,489	2,572,788	2,572,788
<b>Total Funds</b>	<b>3,430,210</b>	<b>3,505,403</b>	<b>3,505,403</b>

**SCHEDULE D-1  
CAPITAL OUTLAY  
OTHER THAN EQUIPMENT**

Mississippi State University (265-00)

Name of Agency

MINOR OBJECT OF EXPENDITURE	(1) Actual Expenses FY Ending June 30, 2018	(2) Estimated Expenses FY Ending June 30, 2019	(3) Requested for FY Ending June 30, 2020
<b>A. Lands (63100xxx)</b>			
8160 Library Books	4,458,753	4,430,542	4,430,542
<b>Total</b>	<b>4,458,753</b>	<b>4,430,542</b>	<b>4,430,542</b>
<b>C. Infrastructure &amp; Other (63100xxx)</b>			
NEW			
<b>Total</b>			
<b>Grand Total</b> <i>(Enter on Line 1-D-1 of Form MBR-1)</i>	<b>4458753</b>	<b>4430542</b>	<b>4430542</b>
<b>Funding Summary:</b>			
General Funds	540,321	867,403	867,403
State Support Special Funds	171,616	165,975	165,975
Federal Funds			
Other Special Funds	3,746,816	3,397,164	3,397,164
<b>Total Funds</b>	<b>4,458,753</b>	<b>4,430,542</b>	<b>4,430,542</b>



**SCHEDULE D-2  
CAPITAL OUTLAY EQUIPMENT**

Mississippi State University (265-00)

Name of Agency

EQUIPMENT BY ITEM	Act. FY Ending June 30, 2018		Est. FY Ending June 30, 2019		Req. FY Ending June 30, 2020	
	No. of Units	Total Cost	No. of Units	Total Cost	No. of Units	Total Cost
<b>C. Office Machines, Furniture, Fixtures, Equip. (63200xxx)</b>						
REFRIGERATOR ELEC HOUSEHOLD	1	1,395	1	1,395	1	1,395
TABLE CONFERENCE	1	1,662	1	1,662	1	1,662
SOFA	1	1,762	1	1,762	1	1,762
SOFA	1	1,762	1	1,762	1	1,762
DESK EXEC WOOD	1	1,871	1	1,871	1	1,871
CABINET LATERAL FILE 4DRWR	1	1,903	1	1,903	1	1,903
WORKSTATION ADJ ELEC	1	1,964	1	1,964	1	1,964
WORKSTATION ADJ ELEC	1	1,964	1	1,964	1	1,964
DESK GENERAL OFFICE METAL	1	1,985	1	1,985	1	1,985
CABINET LATERAL FILE	1	2,270	1	2,270	1	2,270
DESK SECY LEFT PEDESTAL	1	2,340	1	2,340	1	2,340
DESK EXEC WOOD	1	2,563	1	2,563	1	2,563
CREDENZA	1	2,594	1	2,594	1	2,594
DESK SECY LEFT PEDESTAL	1	3,084	1	3,084	1	3,084
DESK W/HUTCH	1	3,289	1	3,289	1	3,289
DESK W/HUTCH	1	3,289	1	3,289	1	3,289
DESK W/HUTCH	1	3,289	1	3,289	1	3,289
DESK W/HUTCH	1	3,289	1	3,289	1	3,289
DESK W/HUTCH	1	3,289	1	3,289	1	3,289
DESK W/HUTCH	1	3,289	1	3,289	1	3,289
DESK W/HUTCH	1	3,289	1	3,289	1	3,289
DESK W/HUTCH	1	3,289	1	3,289	1	3,289
DESK W/HUTCH	1	3,289	1	3,289	1	3,289
DESK SECY LEFT PEDESTAL	1	3,346	1	3,346	1	3,346
DESK SINGLE PEDESTAL WOOD	1	3,425	1	3,425	1	3,425
CREDENZA	1	3,931	1	3,931	1	3,931
DESK SECY LEFT PEDESTAL	1	6,010	1	6,010	1	6,010
MACHINE ICE MAKER	1	883	1	883	1	883
CABINET WALL MOUNT W/DOORS	1	1,019	1	1,019	1	1,019
CABINET LATERAL FILE 5DRWR	1	1,153	1	1,153	1	1,153
CABINET LATERAL FILE 5DRWR	1	1,153	1	1,153	1	1,153
HUTCH	1	1,326	1	1,326	1	1,326
<b>Total</b>		<b>77,677</b>		<b>77,677</b>		<b>77,677</b>

**SCHEDULE D-2  
CAPITAL OUTLAY EQUIPMENT**

Mississippi State University (265-00)

Name of Agency

EQUIPMENT BY ITEM	Act. FY Ending June 30, 2018		Est. FY Ending June 30, 2019		Req. FY Ending June 30, 2020	
	No. of Units	Total Cost	No. of Units	Total Cost	No. of Units	Total Cost
<b>D. IS Equipment (DP &amp; Telecommunications) (63200xxx)</b>						
ARRAY STORAGE COMPUTER 5BAY	1	540	1	540	1	540
COMPUTER AIO PD-2700	1	4,195	1	4,195	1	4,195
COMPUTER AIO PD-2900	1	1,750	1	1,750	1	1,750
COMPUTER AIO PD-3500	1	1,195	1	1,195	1	1,195
COMPUTER AIO PD-3500	1	1,195	1	1,195	1	1,195
COMPUTER EYEWEAR HOLOLENS	1	3,000	1	3,000	1	3,000
COMPUTER EYEWEAR HOLOLENS	1	3,000	1	3,000	1	3,000
COMPUTER EYEWEAR HOLOLENS	1	3,000	1	3,000	1	3,000
COMPUTER IMAC 21.5 2300	1	1,349	1	1,349	1	1,349
COMPUTER IMAC 21.5 3400	1	1,669	1	1,669	1	1,669
COMPUTER IMAC 21.5"	1	1,828	1	1,828	1	1,828
COMPUTER IMAC 21.5"	1	1,699	1	1,699	1	1,699
COMPUTER IMAC 21.5"	1	1,249	1	1,249	1	1,249
COMPUTER IMAC 21.5"	1	1,249	1	1,249	1	1,249
COMPUTER IMAC 27"	1	3,359	1	3,359	1	3,359
COMPUTER IMAC 27"	1	3,359	1	3,359	1	3,359
COMPUTER IMAC 27"	1	3,359	1	3,359	1	3,359
COMPUTER IMAC 27"	1	2,079	1	2,079	1	2,079
COMPUTER IPAD 32GB	1	329	1	329	1	329
COMPUTER IPAD 32GB	1	299	1	299	1	299
COMPUTER IPAD AIR 2 32GB	1	388	1	388	1	388
COMPUTER IPAD MINI 4 128GB	1	379	1	379	1	379
COMPUTER IPAD PRO 256GB	1	1,009	1	1,009	1	1,009
COMPUTER IPAD PRO 256GB	1	1,009	1	1,009	1	1,009
COMPUTER IPAD PRO 256GB	1	909	1	909	1	909
COMPUTER IPAD PRO 256GB	1	829	1	829	1	829
COMPUTER IPAD PRO 512GB	1	1,079	1	1,079	1	1,079
COMPUTER IPAD PRO 512GB	1	1,049	1	1,049	1	1,049
COMPUTER IPAD PRO 512GB	1	1,049	1	1,049	1	1,049
COMPUTER IPAD PRO 512GB	1	1,049	1	1,049	1	1,049
COMPUTER IPAD PRO 512GB	1	1,049	1	1,049	1	1,049
COMPUTER IPAD PRO 512GB	1	1,049	1	1,049	1	1,049
COMPUTER IPAD PRO 512GB	1	929	1	929	1	929

**SCHEDULE D-2  
CAPITAL OUTLAY EQUIPMENT**

Mississippi State University (265-00)

Name of Agency

EQUIPMENT BY ITEM	Act. FY Ending June 30, 2018		Est. FY Ending June 30, 2019		Req. FY Ending June 30, 2020	
	No. of Units	Total Cost	No. of Units	Total Cost	No. of Units	Total Cost
COMPUTER IPAD PRO 512GB	1	1,086	1	1,086	1	1,086
COMPUTER IPAD PRO 512GB	1	1,086	1	1,086	1	1,086
COMPUTER IPAD PRO 512GB	1	1,086	1	1,086	1	1,086
COMPUTER MCBK 1400	1	1,864	1	1,864	1	1,864
COMPUTER MCBK PRO 2200	1	2,339	1	2,339	1	2,339
COMPUTER MCBK PRO 2300	1	1,249	1	1,249	1	1,249
COMPUTER MCBK PRO 2700	1	2,779	1	2,779	1	2,779
COMPUTER MCBK PRO 2800	1	2,429	1	2,429	1	2,429
COMPUTER MCBK PRO 2800	1	2,249	1	2,249	1	2,249
COMPUTER MCBK PRO 2900	1	1,699	1	1,699	1	1,699
COMPUTER MCBK PRO 2900	1	2,599	1	2,599	1	2,599
COMPUTER MCBK PRO 2900	1	2,599	1	2,599	1	2,599
COMPUTER MCBK PRO 2900	1	2,599	1	2,599	1	2,599
COMPUTER MCBK PRO 3100	1	2,079	1	2,079	1	2,079
COMPUTER MCBK PRO 3500	1	2,722	1	2,722	1	2,722
COMPUTER MCBK PRO 3500	1	2,309	1	2,309	1	2,309
COMPUTER NTBK PD-1600	1	1,718	1	1,718	1	1,718
COMPUTER NTBK PD-1800	1	1,059	1	1,059	1	1,059
COMPUTER NTBK PD-1800	1	1,489	1	1,489	1	1,489
COMPUTER NTBK PD-1900	1	1,845	1	1,845	1	1,845
COMPUTER NTBK PD-2400	1	679	1	679	1	679
COMPUTER NTBK PD-2500	1	1,149	1	1,149	1	1,149
COMPUTER NTBK PD-2500	1	979	1	979	1	979
COMPUTER NTBK PD-2500	1	979	1	979	1	979
COMPUTER NTBK PD-2500	1	979	1	979	1	979
COMPUTER NTBK PD-2500	1	979	1	979	1	979
COMPUTER NTBK PD-2500	1	979	1	979	1	979
COMPUTER NTBK PD-2500	1	979	1	979	1	979
COMPUTER NTBK PD-2500	1	979	1	979	1	979
COMPUTER NTBK PD-2500	1	529	1	529	1	529
COMPUTER NTBK PD-2500	1	789	1	789	1	789
COMPUTER NTBK PD-2500	1	789	1	789	1	789
COMPUTER NTBK PD-2500	1	789	1	789	1	789
COMPUTER NTBK PD-2500	1	1,239	1	1,239	1	1,239

**SCHEDULE D-2  
CAPITAL OUTLAY EQUIPMENT**

Mississippi State University (265-00)

Name of Agency

EQUIPMENT BY ITEM	Act. FY Ending June 30, 2018		Est. FY Ending June 30, 2019		Req. FY Ending June 30, 2020	
	No. of Units	Total Cost	No. of Units	Total Cost	No. of Units	Total Cost
COMPUTER NTBK PD-2500	1	1,557	1	1,557	1	1,557
COMPUTER NTBK PD-2700	1	1,750	1	1,750	1	1,750
COMPUTER NTBK PD-2700	1	1,460	1	1,460	1	1,460
COMPUTER NTBK PD-2800	1	2,879	1	2,879	1	2,879
COMPUTER NTBK PD-2800	1	1,359	1	1,359	1	1,359
COMPUTER NTBK PD-2800	1	2,019	1	2,019	1	2,019
COMPUTER NTBK PD-2800	1	1,359	1	1,359	1	1,359
COMPUTER NTBK PD-2800	1	2,305	1	2,305	1	2,305
COMPUTER NTBK PD-2800	1	2,305	1	2,305	1	2,305
COMPUTER NTBK PD-2800	1	2,305	1	2,305	1	2,305
COMPUTER NTBK PD-2800	1	2,305	1	2,305	1	2,305
COMPUTER NTBK PD-2800	1	2,305	1	2,305	1	2,305
COMPUTER NTBK PD-3100	1	1,045	1	1,045	1	1,045
COMPUTER NTBK PD-3100	1	1,045	1	1,045	1	1,045
COMPUTER NTBK PD-3800	1	2,800	1	2,800	1	2,800
COMPUTER NTBK PD-3800	1	2,800	1	2,800	1	2,800
COMPUTER NTBK PD-3800	1	2,599	1	2,599	1	2,599
COMPUTER NTBK PD-3800	1	1,488	1	1,488	1	1,488
COMPUTER PD-2400	1	725	1	725	1	725
COMPUTER PD-2500	1	639	1	639	1	639
COMPUTER PD-2700	1	2,219	1	2,219	1	2,219
COMPUTER PD-2700	1	449	1	449	1	449
COMPUTER PD-2900	1	910	1	910	1	910
COMPUTER PD-2900	1	910	1	910	1	910
COMPUTER PD-3200	1	2,154	1	2,154	1	2,154
COMPUTER PD-3200	1	2,154	1	2,154	1	2,154
COMPUTER PD-3200	1	2,154	1	2,154	1	2,154
COMPUTER PD-3200	1	2,154	1	2,154	1	2,154
COMPUTER PD-3200	1	765	1	765	1	765
COMPUTER PD-3200	1	1,593	1	1,593	1	1,593
COMPUTER PD-3200	1	1,593	1	1,593	1	1,593
COMPUTER PD-3400	1	1,108	1	1,108	1	1,108
COMPUTER PD-3400	1	1,108	1	1,108	1	1,108
COMPUTER PD-3400	1	1,108	1	1,108	1	1,108
COMPUTER PD-3400	1	1,108	1	1,108	1	1,108

**SCHEDULE D-2  
CAPITAL OUTLAY EQUIPMENT**

Mississippi State University (265-00)

Name of Agency

EQUIPMENT BY ITEM	Act. FY Ending June 30, 2018		Est. FY Ending June 30, 2019		Req. FY Ending June 30, 2020	
	No. of Units	Total Cost	No. of Units	Total Cost	No. of Units	Total Cost
COMPUTER PD-3400	1	695	1	695	1	695
COMPUTER PD-3400	1	1,499	1	1,499	1	1,499
COMPUTER PD-3400	1	1,499	1	1,499	1	1,499
COMPUTER PD-3400	1	1,499	1	1,499	1	1,499
COMPUTER PD-3400	1	1,499	1	1,499	1	1,499
COMPUTER PD-3400	1	1,499	1	1,499	1	1,499
COMPUTER PD-3400	1	1,499	1	1,499	1	1,499
COMPUTER PD-3400	1	1,499	1	1,499	1	1,499
COMPUTER PD-3400	1	1,499	1	1,499	1	1,499
COMPUTER PD-3400	1	1,499	1	1,499	1	1,499
COMPUTER PD-3400	1	1,134	1	1,134	1	1,134
COMPUTER PD-3400	1	1,134	1	1,134	1	1,134
COMPUTER PD-3400	1	1,134	1	1,134	1	1,134
COMPUTER PD-3400	1	1,134	1	1,134	1	1,134
COMPUTER PD-3400	1	1,134	1	1,134	1	1,134
COMPUTER PD-3400	1	1,134	1	1,134	1	1,134
COMPUTER PD-3400	1	1,134	1	1,134	1	1,134
COMPUTER PD-3400	1	1,134	1	1,134	1	1,134
COMPUTER PD-3400	1	1,134	1	1,134	1	1,134
COMPUTER PD-3400	1	1,134	1	1,134	1	1,134
COMPUTER PD-3400	1	1,149	1	1,149	1	1,149
COMPUTER PD-3400	1	1,149	1	1,149	1	1,149
COMPUTER PD-3400	1	599	1	599	1	599
COMPUTER PD-3400	1	699	1	699	1	699
COMPUTER PD-3400	1	699	1	699	1	699
COMPUTER PD-3400	1	699	1	699	1	699
COMPUTER PD-3400	1	699	1	699	1	699
COMPUTER PD-3400	1	699	1	699	1	699
COMPUTER PD-3400	1	699	1	699	1	699
COMPUTER PD-3400	1	699	1	699	1	699
COMPUTER PD-3400	1	699	1	699	1	699
COMPUTER PD-3400	1	699	1	699	1	699
COMPUTER PD-3400	1	1,000	1	1,000	1	1,000
COMPUTER PD-3400	1	989	1	989	1	989









**SCHEDULE D-2  
CAPITAL OUTLAY EQUIPMENT**

Mississippi State University (265-00)

Name of Agency

EQUIPMENT BY ITEM	Act. FY Ending June 30, 2018		Est. FY Ending June 30, 2019		Req. FY Ending June 30, 2020	
	No. of Units	Total Cost	No. of Units	Total Cost	No. of Units	Total Cost
COMPUTER PD-3600	1	1,499	1	1,499	1	1,499
COMPUTER PD-3600	1	885	1	885	1	885
COMPUTER PD-3600	1	885	1	885	1	885
COMPUTER PD-3600	1	2,035	1	2,035	1	2,035
COMPUTER PD-3600	1	1,335	1	1,335	1	1,335
COMPUTER PD-3600	1	2,032	1	2,032	1	2,032
COMPUTER PD-3600	1	1,085	1	1,085	1	1,085
COMPUTER PD-3600	1	1,265	1	1,265	1	1,265
COMPUTER PD-3600	1	2,032	1	2,032	1	2,032
COMPUTER PD-3600	1	1,591	1	1,591	1	1,591
COMPUTER PD-3600	1	1,325	1	1,325	1	1,325
COMPUTER PD-3600	1	869	1	869	1	869
COMPUTER PD-3600	1	1,739	1	1,739	1	1,739
COMPUTER PD-3600	1	1,739	1	1,739	1	1,739
COMPUTER PD-3600	1	1,739	1	1,739	1	1,739
COMPUTER PD-3600	1	1,739	1	1,739	1	1,739
COMPUTER PD-3600	1	1,739	1	1,739	1	1,739
COMPUTER PD-3600	1	1,739	1	1,739	1	1,739
COMPUTER PD-3600	1	1,739	1	1,739	1	1,739
COMPUTER PD-3600	1	1,739	1	1,739	1	1,739
COMPUTER PD-3600	1	1,739	1	1,739	1	1,739
COMPUTER PD-3600	1	1,739	1	1,739	1	1,739
COMPUTER PD-3600	1	1,739	1	1,739	1	1,739
COMPUTER PD-3600	1	1,739	1	1,739	1	1,739
COMPUTER PD-3600	1	1,739	1	1,739	1	1,739
COMPUTER PD-4200	1	1,142	1	1,142	1	1,142
COMPUTER PD-4200	1	2,120	1	2,120	1	2,120
COMPUTER PD-4200	1	2,120	1	2,120	1	2,120
COMPUTER SURFACE PRO 256GB	1	1,379	1	1,379	1	1,379
COMPUTER SURFACE PRO 256GB	1	1,379	1	1,379	1	1,379
COMPUTER SURFACE PRO 4 128GB	1	700	1	700	1	700
COMPUTER SURFACE PRO 4 1TB	1	1,750	1	1,750	1	1,750
COMPUTER SURFACE PRO 4 256GB	1	1,559	1	1,559	1	1,559
COMPUTER SURFACE PRO 512GB	1	2,199	1	2,199	1	2,199
COMPUTER TABLET 128GB	1	399	1	399	1	399
COMPUTER TABLET 256GB	1	1,383	1	1,383	1	1,383
COMPUTER TABLET 256GB	1	1,383	1	1,383	1	1,383

**SCHEDULE D-2  
CAPITAL OUTLAY EQUIPMENT**

Mississippi State University (265-00)

Name of Agency

EQUIPMENT BY ITEM	Act. FY Ending June 30, 2018		Est. FY Ending June 30, 2019		Req. FY Ending June 30, 2020	
	No. of Units	Total Cost	No. of Units	Total Cost	No. of Units	Total Cost
COMPUTER TABLET 32GB	1	299	1	299	1	299
COMPUTER TABLET 512GB	1	1,129	1	1,129	1	1,129
COMPUTER TABLET 512GB	1	1,129	1	1,129	1	1,129
COMPUTER THINKPD T560	1	1,700	1	1,700	1	1,700
COMPUTER THINKPD T560	1	1,700	1	1,700	1	1,700
COMPUTER THINKPD T560	1	1,700	1	1,700	1	1,700
COMPUTER THINKPD X1 CARBON 3900	1	1,795	1	1,795	1	1,795
COMPUTER THINKPD YOGA 370 2600	1	1,563	1	1,563	1	1,563
COMPUTER THINKPD YOGA 370 2600	1	1,563	1	1,563	1	1,563
COMPUTER XEON 3000	1	2,795	1	2,795	1	2,795
COMPUTER XEON-3600	1	2,569	1	2,569	1	2,569
COMPUTER XEON-3600	1	2,569	1	2,569	1	2,569
COPIER CS3252CI	1	5,410	1	5,410	1	5,410
COPIER IR ADVANCE C355IF	1	2,353	1	2,353	1	2,353
COPIER IR ADVANCE C355IF	1	2,353	1	2,353	1	2,353
COPIER IR ADVANCE C355IF	1	2,353	1	2,353	1	2,353
COPIER IR ADVANCE C355IF	1	2,353	1	2,353	1	2,353
COPIER IR-ADV C355IF	1	2,350	1	2,350	1	2,350
DISPLAY PEN INTERACTIVE	1	2,799	1	2,799	1	2,799
PRINTER 3D I3MK2S	1	689	1	689	1	689
PRINTER 3D MARK TWO ONYX	1	13,559	1	13,559	1	13,559
PRINTER AIO MFC-J6935DW	1	309	1	309	1	309
PRINTER COLOR LSR	1	306	1	306	1	306
PRINTER DSNJT Z6200	1	8,932	1	8,932	1	8,932
PRINTER LSR AIO MFC9330CDW	1	335	1	335	1	335
PRINTER LSR HL-L8350CDWT	1	345	1	345	1	345
PRINTER LSR PHASER 6510/DN	1	273	1	273	1	273
PRINTER LSRJT ENT 506DN	1	435	1	435	1	435
PRINTER LSRJT ENT M553DN	1	635	1	635	1	635
PRINTER LSRJT ENT M553N	1	539	1	539	1	539
PRINTER LSRJT ENT M553N	1	464	1	464	1	464
PRINTER LSRJT MFP M180NW	1	299	1	299	1	299
PRINTER LSRJT PRO M177FW	1	371	1	371	1	371
PRINTER LSRJT PRO M402DN	1	256	1	256	1	256





**SCHEDULE D-2  
CAPITAL OUTLAY EQUIPMENT**

Mississippi State University (265-00)

Name of Agency

EQUIPMENT BY ITEM	Act. FY Ending June 30, 2018		Est. FY Ending June 30, 2019		Req. FY Ending June 30, 2020	
	No. of Units	Total Cost	No. of Units	Total Cost	No. of Units	Total Cost
SWITCH LAN ACCESS LOW PROFILE	1	1,023	1	1,023	1	1,023
SWITCH LAN ACCESS LOW PROFILE	1	1,023	1	1,023	1	1,023
SWITCH LAN ACCESS LOW PROFILE	1	1,023	1	1,023	1	1,023
SWITCH LAN ACCESS LOW PROFILE	1	1,023	1	1,023	1	1,023
SWITCH LAN ACCESS LOW PROFILE	1	1,023	1	1,023	1	1,023
SWITCH LAN ACCESS LOW PROFILE	1	1,023	1	1,023	1	1,023
SWITCH LAN ACCESS LOW PROFILE	1	1,023	1	1,023	1	1,023
SWITCH LAN ACCESS LOW PROFILE	1	1,023	1	1,023	1	1,023
SWITCH LAN ACCESS LOW PROFILE	1	1,023	1	1,023	1	1,023
SWITCH LAN ACCESS LOW PROFILE	1	1,023	1	1,023	1	1,023
SWITCH LAN ACCESS LOW PROFILE	1	1,023	1	1,023	1	1,023
SWITCH LAN ACCESS LOW PROFILE	1	1,023	1	1,023	1	1,023
SWITCH LAN ACCESS LOW PROFILE	1	1,023	1	1,023	1	1,023
SWITCH LAN ACCESS LOW PROFILE	1	1,023	1	1,023	1	1,023
TESTER NETWORK WRLSS KIT	1	2,451	1	2,451	1	2,451
TOUCH SCREEN 10"	1	1,380	1	1,380	1	1,380
<b>Total</b>		<b>484,463</b>		<b>484,463</b>		<b>484,463</b>

<b>F. Other Equipment (63200xxx)</b>						
MOWER LAWN REEL HAND	1	199	1	199	1	199
CART GOLF GASOLINE	1	4,500	1	4,500	1	4,500
ATV MULE PRO-FXT	1	16,395	1	16,395	1	16,395
DISPLAY VISUAL 70" LED	1	2,695	1	2,695	1	2,695
DISPLAY VISUAL 70" XLED	1	1,300	1	1,300	1	1,300
DISPLAY VISUAL 70" XLED	1	1,300	1	1,300	1	1,300
DISPLAY VISUAL 90" LED LCD	1	9,668	1	9,668	1	9,668
PROJECTOR LCD	1	4,867	1	4,867	1	4,867
PROJECTOR LCD	1	4,867	1	4,867	1	4,867
PROJECTOR LCD	1	7,030	1	7,030	1	7,030
PROJECTOR LCD	1	1,412	1	1,412	1	1,412
PROJECTOR LCD	1	1,412	1	1,412	1	1,412
PROJECTOR LCD	1	1,412	1	1,412	1	1,412
PROJECTOR LCD	1	2,163	1	2,163	1	2,163
SYSTEM PRESENTATION MEDIA	1	3,013	1	3,013	1	3,013
SYSTEM PRESNTN MULTIMEDIA	1	2,942	1	2,942	1	2,942
SYSTEM PRESNTN MULTIMEDIA	1	2,942	1	2,942	1	2,942

**SCHEDULE D-2  
CAPITAL OUTLAY EQUIPMENT**

Mississippi State University (265-00)

Name of Agency

EQUIPMENT BY ITEM	Act. FY Ending June 30, 2018		Est. FY Ending June 30, 2019		Req. FY Ending June 30, 2020	
	No. of Units	Total Cost	No. of Units	Total Cost	No. of Units	Total Cost
SYSTEM PRESNTN MULTIMEDIA	1	2,942	1	2,942	1	2,942
CAMERA SURVEILLANCE	1	323	1	323	1	323
CAMERA SURVEILLANCE	1	323	1	323	1	323
CAMERA SURVEILLANCE	1	323	1	323	1	323
CAMCORDER	1	324	1	324	1	324
TELEVISION 50" LED SMART HDTV	1	350	1	350	1	350
CAMERA DGTL EOS REBEL T6	1	390	1	390	1	390
CAMERA DOCUMENT MS-1	1	402	1	402	1	402
TELEVISION 43" LED HDTV	1	447	1	447	1	447
CAMERA DGTL MV201ABL	1	499	1	499	1	499
CAMERA DOCUMENT DC-21	1	582	1	582	1	582
CAMERA DOCUMENT DC-21	1	585	1	585	1	585
CAMERA DOCUMENT DC-21	1	585	1	585	1	585
CAMERA DOCUMENT DC-21	1	585	1	585	1	585
CAMCORDER HG120	1	650	1	650	1	650
CAMERA DIGITAL	1	699	1	699	1	699
TELEVISION 65" 4K UHD SMART LED	1	798	1	798	1	798
CAMERA DSLR D7200	1	817	1	817	1	817
CAMERA VIDEOCONFERENCE 960-001054	1	949	1	949	1	949
MIXER SOUND/STEREO PRTBL	1	1,067	1	1,067	1	1,067
CAMCORDER	1	2,098	1	2,098	1	2,098
CAMERA VIDEO CAR MOUNT	1	4,547	1	4,547	1	4,547
PHONE CELL FLUID II AN170	1	70	1	70	1	70
LENS CAMERA 18-140MM	1	480	1	480	1	480
TRANSCEIVER RADIO	1	1,216	1	1,216	1	1,216
TRANSCEIVER RADIO	1	1,216	1	1,216	1	1,216
MELLOPHONE	1	1,390	1	1,390	1	1,390
MELLOPHONE	1	1,390	1	1,390	1	1,390
MELLOPHONE	1	1,390	1	1,390	1	1,390
RESENSITIZER BOOK DETECTION	1	1,580	1	1,580	1	1,580
EXTRACTOR CARPET	1	1,620	1	1,620	1	1,620
EXTRACTOR CARPET	1	1,620	1	1,620	1	1,620
VACUUM CLEANER WIDE AREA	1	1,660	1	1,660	1	1,660
VACUUM CLEANER WIDE AREA	1	1,660	1	1,660	1	1,660



**SCHEDULE D-2  
CAPITAL OUTLAY EQUIPMENT**

Mississippi State University (265-00)

Name of Agency

EQUIPMENT BY ITEM	Act. FY Ending June 30, 2018		Est. FY Ending June 30, 2019		Req. FY Ending June 30, 2020	
	No. of Units	Total Cost	No. of Units	Total Cost	No. of Units	Total Cost
OSCILLOSCOPE	1	1,925	1	1,925	1	1,925
OSCILLOSCOPE	1	1,925	1	1,925	1	1,925
OSCILLOSCOPE	1	1,925	1	1,925	1	1,925
ENCODER MODULATOR QAM	1	2,199	1	2,199	1	2,199
MACHINE CNC DESKTOP	1	2,499	1	2,499	1	2,499
TRANSMITTER RCVR STEREO RCKMNT	1	2,667	1	2,667	1	2,667
COMMUNICAITON STATION PRTBL WRLSS	1	3,195	1	3,195	1	3,195
RACK EXERCISE POWER	1	3,373	1	3,373	1	3,373
RECEIVER STEREO PRTBL	1	3,378	1	3,378	1	3,378
GENERATOR WAVEFORM	1	4,348	1	4,348	1	4,348
CIRCULATOR	1	5,000	1	5,000	1	5,000
LASER	1	10,000	1	10,000	1	10,000
CARILLON	1	20,542	1	20,542	1	20,542
ALL OTHER EQUIPMENT	1	564,382	1	567,312	1	567,312
<b>Total</b>		<b>794,082</b>		<b>797,012</b>		<b>797,012</b>
<b>Grand Total</b> <i>(Enter on Line 1-D-2 of Form MBR-1)</i>		<b>1,356,222</b>		<b>1,359,152</b>		<b>1,359,152</b>
<b>Funding Summary:</b>						
General Funds		637,038		266,091		266,091
State Support Special Funds		31,498		50,915		50,915
Federal Funds						
Other Special Funds		687,686		1,042,146		1,042,146
<b>Total Funds</b>		<b>1,356,222</b>		<b>1,359,152</b>		<b>1,359,152</b>



**SCHEDULE D-3  
PASSENGER/WORK VEHICLES**

Mississippi State University (265-00)

Name of Agency

MINOR OBJECT OF EXPENDITURE	Vehicle Inventory June 30, 2018	Act. FY Ending June 30, 2018		Est. FY Ending June 30, 2019		Req. FY Ending June 30, 2020	
		No. of Units	Total Cost	No. of Units	Total Cost	No. of Units	Total Cost

<b>GRAND TOTAL</b> <i>(Enter on Line 1-D-3 of Form MBR-1)</i>							
--	--	--	--	--	--	--	--

<b>Funding Summary:</b>			
General Funds			
State Support Special Funds			
Federal Funds			
Other Special Funds			
<b>Total Funds</b>			

**SCHEDULE D-4  
WIRELESS COMMUNICATION DEVICES**

Mississippi State University (265-00)  
Name of Agency \_\_\_\_\_

MINOR OBJECT OF EXPENDITURE	Device Inventory June 30, 2018	Act. FY Ending June 30, 2018		Est. FY Ending June 30, 2019		Req. FY Ending June 30, 2020	
		No. of Devices	Actual Cost	No. of Devices	Estimated Cost	No. of Devices	Requested Cost

<b>Grand Total</b> <i>(Enter on Line 1-D-4 of Form MBR-1)</i>							
--	--	--	--	--	--	--	--

<b>Funding Summary:</b>							
General Funds							
State Support Special Funds							
Federal Funds							
Other Special Funds							
<b>Total Funds</b>							

**SCHEDULE E  
SUBSIDIES, LOANS & GRANTS**

Mississippi State University (265-00)

Name of Agency

MINOR OBJECT OF EXPENDITURE	(1) Actual Expenses FY Ending June 30, 2018	(2) Estimated Expenses FY Ending June 30, 2019	(3) Requested for FY Ending June 30, 2020
<b>A. School Grants to Counties &amp; Municipalities (67020xxx, 67300xxx-67650xxx)</b>			
9101 Matching for Grants and Contracts	1,000,000	500,000	500,000
<b>Total</b>	<b>1,000,000</b>	<b>500,000</b>	<b>500,000</b>
<b>B. Grants to I.H.L. &amp; Other Political Subdivisions (67650xxx-67670xxx)</b>			
351120 General Fund - America Reads MS Cash Match	50,000	50,000	50,000
<b>Total</b>	<b>50,000</b>	<b>50,000</b>	<b>50,000</b>
<b>C. Grants to Non-Government Instns &amp; Inds (67152xxx)</b>			
9102 Transfers to Other Funds	3,118,770	5,028,035	5,028,035
<b>Total</b>	<b>3,118,770</b>	<b>5,028,035</b>	<b>5,028,035</b>
<b>D. Debt Service &amp; Judgments (67205xxx-67255xxx, 68205xxx-68430xxx, 70040xxx)</b>			
9102 Debt Service	2,753,926	2,511,058	2,511,058
<b>Total</b>	<b>2,753,926</b>	<b>2,511,058</b>	<b>2,511,058</b>
<b>Grand Total</b> <i>(Enter on Line 1-E of Form MBR-1)</i>	<b>6,922,696</b>	<b>8,089,093</b>	<b>8,089,093</b>
<b>Funding Summary:</b>			
General Funds	3,689,376	1,583,669	1,583,669
State Support Special Funds	141,611	303,030	303,030
Federal Funds			
Other Special Funds	3,091,709	6,202,394	6,202,394
<b>Total Funds</b>	<b>6,922,696</b>	<b>8,089,093</b>	<b>8,089,093</b>

**NARRATIVE**  
**2020 BUDGET REQUEST**

Mississippi State University (265-00)

---

Name of Agency

Facilities Maintenance funds are requested to recover the FY 2016 Capital Expense Fund level for IHL.

Fringe Benefit funds are requested for a 1.65% PERS employer contribution increase.

Fringe Benefit funds are requested for a 3% Health Insurance employer contribution increase for one-half of the fiscal year.

**OUT-OF-STATE TRAVEL  
FISCAL YEAR 2020**

Mississippi State University (265-00)

Name of Agency

Note: All expenditures recorded on this form must be totaled and said total must agree with the out-of-state travel amount indicated for FY 2018 on Form Mbr-1, line 1.A.2.b.

<b>Employee's Name</b>	<b>Destination</b>	<b>Purpose</b>	<b>Travel Cost</b>	<b>Funding Source</b>
Aaliyah Moore	PHILADELPHIA PA	ATTEND NATIONAL ASSOCIATION STUDENT PERSONNEL ADMINISTRATOR CONFERENCE	1,046	100000
Aaron Smyser	NASHVILLE TN	ATTEND DRUPALCON 2018	1,799	100000
Aaron White	MIAMI FL	ATTEND 2018 ASSOCIATION FOR BEHAVIOR ANALYSIS INTERNATIONAL	250	100000
Aaron White	CHICAGO IL	ATTEND 2018 NATIONAL ASSOCIATION FOR SCHOOL PSYCHOLOGIST	250	100000
Aaron Wong	PHILADELPHIA PA	ATTEND SOCIETY FOR TEXT AND DISCOURSE ANNUAL CONFERENCE	200	100000
Adam Berry	ATHENS GA	ATTEND SOUTHEASTERN UNION DIRECTOR'S ANNUAL CONFERENCE	48	100000
Adam Weseloh	CHICAGO IL	ATTEND 2018 NATIONAL ASSOCIATION FOR SCHOOL OF PSYCHOLOGIST	250	100000
Adrienne Gannon	STARKVILLE MS	ASSIST WITH ORIENTATION	626	100000
Adrienne Gannon	STARKVILLE MS	WORK ON CAMPUS	56	100000
Adrienne Gannon	STARKVILLE MS	ATTEND MISSISSIPPI ASSOCIATION OF COLLEGE REGISTRARS AND ADMISSIONS OFFICERS ANNUAL CONFERENCE	399	100000
Adrienne Gannon	DAPHNE AL	CONDUCT HIGH SCHOOL VISITS	220	100000
Adrienne Gannon	PENSACOLA FL	CONDUCT HIGH SCHOOL VISITS	82	100000
Alan Marcus	DALLAS TX	ATTEND SOUTHERN HISTORICAL ASSOCIATION ANNUAL CONFERENCE	813	100000
Alexander Clarke	ORLANDO FL	ATTEND THIRTEENTH INTERNATIONAL CHARGE CONFERENCE 2017	200	100000
Alexander Clarke	MIAMI FL	ATTEND 2018 ASSOCIATION BEHAVIOR ANALYSIS AUTISM CONFERENCE	250	100000
Alexander Clarke	CHICAGO IL	ATTEND NATIONAL ASSOCIATION FOR SCHOOL PSYCHOLOGIST	146	100000
Alexandra Hui	PHILADELPHIA PA	ATTEND SOCIETY FOR THE HISTORY OF TECHNOLOGY	1,343	100000
Alexandra Utley	CHICAGO IL	ATTEND NATIONAL ASSOCIATION OF SCHOOL PSYCHOLOGY ANNUAL CONFERENCE	46	100000
Alice Chandler	SLIDELL LA	PROCESS NEW HIRE PAPERWORK	283	100000
Alicia Hall	PHILADELPHIA PA	ATTEND INTERNATIONAL SOCIETY QUALITY OF LIFE RESEARCH CONFERENCE	1,544	100000

**OUT-OF-STATE TRAVEL  
FISCAL YEAR 2020**

Mississippi State University (265-00)

Name of Agency

Note: All expenditures recorded on this form must be totaled and said total must agree with the out-of-state travel amount indicated for FY 2018 on Form Mbr-1, line 1.A.2.b.

<b>Employee's Name</b>	<b>Destination</b>	<b>Purpose</b>	<b>Travel Cost</b>	<b>Funding Source</b>
Alisha Bennett	WLLIAMSBURG VA	ATTEND NATIONAL COUNCIL OF UNIVERSITY RESEARCH ADMINISTRATOR CONFERENC	1,935	100000
Allison Matthews	NEW ORLEANS LA	ATTEND MISSISSIPPI PRESS ASSOCIATION CONFERENCE	695	100000
Allison Pearson	ATLANTA GA	ATTEND ACADEMY OF MANAGEMENT AND FAMILY BUSINESS REVIEW EDITORIS MTG	650	100000
Allison Wiltshire	MCCOMB IL	ATTEND SIGMA TAU DELTA ENGLISH GRADUATE ORGANIZATION MEETING	27	100000
Allison Wiltshire	RICHMOND VA	ATTEND SOUTHERN WRITING CENTER ASSOCIATION	85	100000
Amanda Conrad	CHICAGO IL	ATTEND FOOD AND NUTRITION CONFERENCE	1,892	100000
Amanda Cosgriff	MIAMI FL	ATTEND AUTISM CONFERENCE	250	100000
Amanda Cosgriff	CHICAGO IL	ATTEND NATIONAL ASSOCIATION OF SCHOOL PSYCHOLOGIST CONFERENCE	146	100000
Amber Norwood	GRAPEVINE TX	ATTEND MEETING WITH ANNE BROWNING	27	100000
Amber Norwood	VARIOUS TX	CONDUCT HIGH SCHOOL VISITS AND INDIVIDUAL STUDENT MEETINGS	902	100000
Amber Norwood	VARIOUS TX	CONDUCT HIGH SCHOOL VISITS, ATTEND COLLEGE FAIR, MEET WITH SUPERVISOR	110	100000
Amber Norwood	DALLAS TX	CONDUCT HIGH SCHOOL VISITS AND ATTEND COLLEGE FAIRS	99	100000
Amber Norwood	HOUSTON TX	ATTEND HOUSTON NATIONAL COLLEGE FAIR AND CONDUCT HIGH SCHOOL VISITS	749	100000
Amber Norwood	VARIOUS TX	CONDUCT CLASSROOM PRESENTATIONS AND ATTEND MEETINGS	195	100000
Amber Norwood	VARIOUS TX	CONDUCT HIGH SCHOOL VISITS AND ATTEND DALLAS/FORT WORTH ADMISSIONS REGIONAL NETWORK EXECUTIVE MEETING	45	100000
Amber Norwood	DALLAS TX	CONDUCT HIGH SCHOOL VISITS	56	100000
Amber Norwood	VARIOUS TX	CONDUCT HIGH SCHOOL VISITS	48	100000
Amber Norwood	VARIOUS TX	CONDUCT HIGH SCHOOL VISITS AND ATTEND COLLEGE FAIRS	140	100000
Amber Norwood	VARIOUS TX	CONDUCT HIGH SCHOOL VISITS AND ATTEND COLLEGE FAIRS	96	100000
Amber Norwood	DALLAS TX	CONDUCT HIGH SCHOOL VISITS AND ATTEND COLLEGE FAIRS	199	100000

**OUT-OF-STATE TRAVEL  
FISCAL YEAR 2020**

Mississippi State University (265-00)

Name of Agency

Note: All expenditures recorded on this form must be totaled and said total must agree with the out-of-state travel amount indicated for FY 2018 on Form Mbr-1, line 1.A.2.b.

<b>Employee's Name</b>	<b>Destination</b>	<b>Purpose</b>	<b>Travel Cost</b>	<b>Funding Source</b>
Amber Norwood	DALLAS TX	ATTEND MEETINGS AND CONDUCT HIGH SCHOOL VISITS	132	100000
Amber Norwood	VARIOUS TX	CONDUCT HIGH SCHOOL VISITS AND ATTEND COLLEGE FAIRS	383	100000
Amber Norwood	IRVING TX	ATTEND DALLAS NATIONAL COLLEGE FAIR	17	100000
Amber Norwood	VARIOUS TX	CONDUCT HIGH SCHOOL VISITS	179	100000
Amber Norwood	LOS ANGELES CA	ATTEND SOUTHERN CALIFORNIA NATIONAL ASSOCIATION OF COLLEGE ADMISSIONS COUNSELORS COLLEGE FAIRS	1,944	100000
Amber Norwood	FRISCO TX	ATTEND HIGH SCHOOL DAY	41	100000
Amber Norwood	WEST MONROE LA	ATTEND LOUISIANA ASSOCIATION OF COLLEGIATE REGISTRARS COLLEGE FAIR	561	100000
Amber Norwood	VARIOUS TX	CONDUCT HIGH SCHOOL VISITS	208	100000
Amber Norwood	HOUSTON TX	ATTEND COLLEGE FAIRS	2,058	100000
Amber Norwood	TYLER TX	CONDUCT HIGH SCHOOL VISITS	571	100000
Amber Norwood	VARIOUS TX	ROUTINE TRAVEL	249	100000
Amber Norwood	SAN DIEGO CA	ATTEND REGIONAL ADMISSION COUNSELORS OF CALIFORNIA FAIRS	1,614	100000
Amber Norwood	TYLER TX	ATTEND COLLEGE FAIRS	811	100000
Amelia Ramsey	MEMPHIS TN	CONDUCT PRIVATE VISITS AND ATTEND COLLEGE FAIRS	73	100000
Amelia Ramsey	ST LOUIS MO	CONDUCT COLLEGE FAIRS AND HIGH SCHOOL VISITS	1,474	100000
Amelia Ramsey	ROSSVILLE TN	CONDUCT HIGH SCHOOL VISITS	51	100000
Amelia Ramsey	BLYTHEVILLE AR	CONDUCT HIGH SCHOOL VISITS	480	100000
Amelia Ramsey	SIKESTON MO	CONDUCT HIGH SCHOOL VISITS	76	100000
Amelia Ramsey	MEMPHIS TN	CONDUCT HIGH SCHOOL VISITS	90	100000
Amelia Ramsey	STARKVILLE MS	ASSISTING WITH ORIENTATION SESSIONS	229	100000
Amelia Ramsey	VARIOUS MO & IL	CONDUCT HIGH SCHOOL VISITS	214	100000
Amelia Ramsey	NEWBERN TN	ATTEND AWARDS PROGRAM AT DYER COUNTY HIGH SCHOOL AND A MEET WITH A PARENT IN CORDOVA, TENNESSEE	62	100000
Amelia Ramsey	VARIOUS TN & MO	CONDUCT HIGH SCHOOL VISITS IN NORTHWEST TENNESSEE AND MISSOURI, AND ATTENDING A COLLEGE FAIR IN ST. LOUIS	732	100000
Amelia Ramsey	VARIOUS TN	RECRUITING	13	100000

**OUT-OF-STATE TRAVEL  
FISCAL YEAR 2020**

Mississippi State University (265-00)

Name of Agency

Note: All expenditures recorded on this form must be totaled and said total must agree with the out-of-state travel amount indicated for FY 2018 on Form Mbr-1, line 1.A.2.b.

<b>Employee's Name</b>	<b>Destination</b>	<b>Purpose</b>	<b>Travel Cost</b>	<b>Funding Source</b>
Amelia Ramsey	VARIOUS TN	RECRUITING AND CONDUCT HIGH SCHOOL VISITS	35	100000
Amelia Ramsey	HORN LAKE MS	ATTEND AWARDS CEREMONY AT LEWISBURG HIGH SCHOOL, SIGNING DAY AT HORN LAKE HIGH SCHOOL, SIGNING DAY AT WHITE STATION HIGH SCHOOL, AND COLLEGE FAIR IN HORN LAKE	71	100000
Amelia Ramsey	STARKVILLE MS	ASSIT WITH PREVIEW DAY	174	100000
Amelia Ramsey	VARIOUS TN	CONDUCT HIGH SCHOOL VISITS	21	100000
Amelia Ramsey	CLAYTON MO	ATTEND ST. LOUIS REGIONAL COLLEGE FAIR	260	100000
Amelia Ramsey	JACKSON MO	ATTEND ACADEMIC CELEBRATION DAY AT JACKSON HIGH SCHOOL	45	100000
Amelia Ramsey	ST. CHARLES MO	ATTEND DISTRICT COLLEGE FAIR AND CONDUCT HIGH SCHOOL VISITS	427	100000
Amelia Ramsey	CAPE GIRARDEAU MO	CONDUCT HIGH SCHOOL VISITS	662	100000
Amelia Ramsey	CARBONDALE IL	CONDUCT HIGH SCHOOL VISITS IN TENNESSEE AND MISSOURI AND ATTEND COLLEGE FAIR AT SOUTHERN ILLINOIS UNIVERSITY AT CARBONDALE.	474	100000
Amelia Ramsey	SOUTHAVEN MS	ATTEND AWARDS CEREMONY AT SOUTHAVEN HIGH SCHOOL, AND ATTEND AWARDS DAY AT MILAN HIGH SCHOOL	45	100000
Amelia Ramsey	VARIOUS TN	CONDUCT HIGH SCHOOL VISITS	37	100000
Amelia Ramsey	STARKVILLE MS	ATTENDING TEAM TRAINING	200	100000
Amelia Ramsey	VARIOUS TN	RECRUITING	29	100000
Amelia Ramsey	VARIOUS TN & MO	CONDUCT HIGH SCHOOL VISITS	148	100000
Amelia Ramsey	COLLIERVILLE TN	ATTEND COLLEGE FAIRS AND CONDUCT HIGH SCHOOL VISITS	76	100000
Amelia Ramsey	STARKVILLE MS	ATTEND COLLEGE FAIRS AND CONDUCT HIGH SCHOOL VISITS IN JACKSON, TN AND ASSIST WITH PREVIEW DAY ON CAMPUS	392	100000
Amirmassoud Aboutaleb	LOS ANGELES CA	ATTEND MANUFACTURING SCIENCE AND ENGINEERING CONFERENCE	958	100000
Amy Berryhill	PHILADELPHIA PA	ATTEND EDUCAUSE 2017 ANNUAL CONFERENCE	1,698	100000
Amy Burchfield	SAVANNAH GA	ATTEND COLLEGE AND UNIVERESITY BUSINESS OFFICERS FALL WORKSHOP	1,494	100000



**OUT-OF-STATE TRAVEL  
FISCAL YEAR 2020**

Mississippi State University (265-00)

Name of Agency

Note: All expenditures recorded on this form must be totaled and said total must agree with the out-of-state travel amount indicated for FY 2018 on Form Mbr-1, line 1.A.2.b.

<b>Employee's Name</b>	<b>Destination</b>	<b>Purpose</b>	<b>Travel Cost</b>	<b>Funding Source</b>
Amy Lafleur	MCCOMB IL	ATTEND SIGMA TAU DELTA ENGLISH GRADUATE ORGANIZATION CONFERENCE	475	100000
Amy Prisock	VARIOUS AL	RECRUITMENT	604	100000
Amy Prisock	VARIOUS TN	RECRUITMENT	979	100000
Andrew Chandler	ORLANDO FL	ATTEND MICROSOFT IGNITE 2017 CONFERENCE	2,019	100000
Andrew Fabel	AUBURN AL	ATTEND 52ND ANNUAL SPRING TOPOLOGY DYNAMICAL SYSTEMS CONFERENCE	700	100000
Andrew Mehta	LAFAYETTE LA	ATTEND LOUISIANA/MISSISSIPPI SECTION MEETING	109	100000
Andrew Tripp	LYNCHBURG VA	ATTEND SOCIETY OF ARCHITECTURAL HISTORIANS CONFERENCE	781	100000
Angela Chrestman	BATON ROUGE LA	ATTEND SEC/ACC DIRECTOR'S MEETING	335	100000
Angela Chrestman	HUNTSVILLE AL	ATTEND ACADEMIA DAY AT REDSTONE ARSENAL	419	100000
Angela Chrestman	MEMPHIS TN	CONDUCT VISIT ST. JUDE AS A POTENTIAL SPEAKER	73	100000
Angela Chrestman	SAN ANTONIO TX	ATTEND GOLF INDUSTRY TRADE SHOW	1,582	100000
Angela Chrestman	CHARLESTON SC	ATTEND COOPERATIVE EDUCATION & INTERNSHIP ASSOCIATION	1,695	100000
Angela Farmer	NEW ORLEANS LA	ATTEND MAKING LEADERSHIP EASY CONFERENCE	780	100000
Anita Winger	ATLANTA GA	ATTEND CUSTOMERS OF SIRSIDYNIX USER GROUP AS CONFERENCE CHAIR	947	100000
Ann Spurlock	DALLAS TX	ATTEND COLLEGES AND SCHOOLS COMMISSION ON COLLEGES CONFERENCE	1,281	100000
Ann Spurlock	BALTIMORE MD	ATTEND NATIONAL ASSOCIATION FOR DEVELOPMENTAL EDUCATION CONFERENCE	1,829	100000
Ann Spurlock	AUBURN AL	ATTEND INTERNATIONAL WRITING ACROSS CURRICULUM CONFERENCE	867	100000
Anna Debicka	NASHIVLLE TN	ATTEND AMERICAN COUNCIL ON TEACHING OF FOREIGN LANGUAGES CONFERENCE	136	100000
Anna Osterholtz	WASHINGTON DC	ATTEND AMERICAN ANTHROPOLOGICAL ASSOCIATION CONFERENCE	900	100000
Anna Tucker	BIRMINGHAM AL	ATTEND PHI THETA KAPPA MEETING AND CONDUCT PRIVATE VISITS	59	100000

**OUT-OF-STATE TRAVEL  
FISCAL YEAR 2020**

Mississippi State University (265-00)

Name of Agency

Note: All expenditures recorded on this form must be totaled and said total must agree with the out-of-state travel amount indicated for FY 2018 on Form Mbr-1, line 1.A.2.b.

<b>Employee's Name</b>	<b>Destination</b>	<b>Purpose</b>	<b>Travel Cost</b>	<b>Funding Source</b>
Anna Tucker	DECATUR AL	ATTEND COLLEGE FAIR	248	100000
Anna Tucker	KANSAS CITY MO	RECRUITING AT PHI THETA KAPPA STUDENTS AT CONVENTION	542	100000
Anne Lipscomb	MIAMI FL	CONFERENCE PRESENTATION	250	100000
Anne Lipscomb	CHICAGO IL	ATTEND NATIONAL ASSOCIATION FOR SCHOOL PSYCHOLOGIST	250	100000
Anne Wilson	PLANO TX	ATTEND COLLEGE FAIR	73	100000
Anne Wilson	DALLAS TX	ATTEND COLLEGE FAIR	49	100000
Anne Wilson	LAS VEGAS NV	ATTEND COLLEGE FAIRS AND HIGH SCHOOL VISITS	1,166	100000
Anne Wilson	VARIOUS TX	ATTEND COLLEGE FAIR AND CONDUCT HIGH SCHOOL VISIT	122	100000
Anne Wilson	ALEDO TX	ATTEND COLLEGE FAIRS AND HIGHSCHOOL VISITS	236	100000
Anne Wilson	ARLINGTON TX	CONDUCT HIGH SCHOOL VISITS AND COLLEGE FAIRS	152	100000
Anne Wilson	VARIOUS TX	ATTEND COLLEGE FAIR AND CONDUCT HIGH SCHOOL VISIT	411	100000
Anne Wilson	HURST TX	CONDUCT HIGH SCHOOL VISITS	181	100000
Anne Wilson	VARIOUS TX	CONDUCT HIGH SCHOOL VISITS AND ATTEND COLLEGE FAIRS	60	100000
Anne Wilson	FLOWER MOUND TX	ATTEND SUMMER SEARCH FAIR	40	100000
Anne Wilson	DENVER CO	ATTEND COLORADO SUMMER SEARCH COLLEGE FAIRS	561	100000
Anne Wilson	DALLAS TX	ATTEND COLLEGE FAIRS	50	100000
Anne Wilson	DENVER CO	ATTEND COLORADO SUMMER SEARCH COLLEGE FAIRS (ADDENDUM)	35	100000
Anne Wilson	GRAPEVINE TX	ATTEND DALLAS AREA REGIONAL NETWORK MEETING AND MEETING WITH AMBER	39	100000
Anne Wilson	VARIOUS TX	CONDUCT HIGH SCHOOL VISITS, ATTEND COLLEGE FAIRS, AND COUNSELOR LUNCHEON	121	100000
Anne Wilson	SAN FRANCISCO CA	ATTEND WESTERN ASSOCIATION OF COLLEGE ADMISSIONS COUNSELING COLLEGE FAIRS AND CONDUCT HIGH SCHOOL VISITS	683	100000
Anne Wilson	VARIOUS TX	CONDUCT HIGH SCHOOL VISITS	102	100000
Anne Wilson	GRAPEVINE TX	ATTEND MEETING WITH AMBER	31	100000
Anne Wilson	GRAPEVINE TX	ATTEND MEETING WITH AMBER	29	100000
Anne Wilson	VARIOUS TX	CONDUCT HIGH SCHOOL VISITS AND ATTEND COLLEGE FAIRS	71	100000

**OUT-OF-STATE TRAVEL  
FISCAL YEAR 2020**

Mississippi State University (265-00)

Name of Agency

Note: All expenditures recorded on this form must be totaled and said total must agree with the out-of-state travel amount indicated for FY 2018 on Form Mbr-1, line 1.A.2.b.

<b>Employee's Name</b>	<b>Destination</b>	<b>Purpose</b>	<b>Travel Cost</b>	<b>Funding Source</b>
Anne Wilson	VARIOUS TX	ATTEND COLLEGE FAIRS AND CONDUCT HIGH SCHOOL VISITS	68	100000
Anne Wilson	MANSFIELD TX	CONDUCT HIGH SCHOOL VISITS AND ATTEND COLLEGE FAIRS	71	100000
Anne Wilson	FORT WORTH TX	ATTEND COLLEGE FAIRS	51	100000
Anne Wilson	VARIOUS TX	CONDUCT HIGH SCHOOL VISITS	36	100000
Anne Wilson	FORT WORTH TX	CONDUCT HIGH SCHOOL VISITS	51	100000
Anne Wilson	HOUSTON TX	ATTEND COLLEGE FAIR AND HOUSTON COUNSELOR LUNCHEON	344	100000
Anne Wilson	AUSTIN TX	ATTEND NATIONAL ASSOCIATION OF COLLEGE ADMISSION COUNSELORS AUSTIN FAIR AND CONDUCT HIGH SCHOOL VISITS	422	100000
Anne Wilson	KELLER TX	CONDUCT HIGH SCHOOL VISIT	19	100000
Anne Wilson	DALLAS TX	CONDUCT HIGH SCHOOL VISITS AND ATTEND DALLAS AREA REGIONAL NETWORK MEETING	87	100000
Anne Wilson	WICHITA FALLS TX	CONDUCT HIGH SCHOOL VISITS AND ATTEND COLLEGE FAIRS	238	100000
Anne Wilson	FORT WORTH TX	CONDUCT HIGH SCHOOL VISITS	53	100000
Anne Wilson	VARIOUS TX	ATTEND COLLEGE FAIR AND CONDUCT HIGH SCHOOL VISITS	45	100000
Anne Wilson	DENVER CO	ATTEND COLLEGE FAIR AND CONDUCT HIGH SCHOOL VISITS	1,292	100000
Anne Wilson	GRAPEVINE TX	ATTEND MEETING WITH AMBER	30	100000
Anne Wilson	AMARILLO TX	ATTEND COLLEGE FAIRS AND CONDUCT HIGH SCHOOL VISITS	527	100000
Anne Wilson	VARIOUS TX	CONDUCT HIGH SCHOOL VISITS	121	100000
Anthony Neal	CHICAGO IL	ATTEND AMERICAN PHILOSOPHICAL ASSOCIATION CONFERENCE	3	100000
Anthony Neal	INDIANAPOLIS IN	ATTEND SOCIETY OF ADVANCEMENT OF AMERICAN PHILOSOPHY CONFERENCE	900	100000
Anthony Neal	SAN DIEGO CA	ATTEND AMERICAN PHILOSOPHICAL ASSOCIATION CONFERENCE	1,709	100000
Apoorva Mate	LAFAYETTE LA	ATTEND LOUISIANA/MISSISSIPPI SECTION MEETING	122	100000
Ashley Vancil-Leap	NEW ORLEANS LA	ATTEND SOUTHERN SOCIOLOGICAL SOCIETY ANNUAL MEETING	1,000	100000
Asia Duren	CHATTANOOGA TN	ATTEND SOUTHERN ASSOCIATION COLLEGE STUDENT AFFAIRS CONFERENCE	165	100000

**OUT-OF-STATE TRAVEL  
FISCAL YEAR 2020**

Mississippi State University (265-00)

Name of Agency

Note: All expenditures recorded on this form must be totaled and said total must agree with the out-of-state travel amount indicated for FY 2018 on Form Mbr-1, line 1.A.2.b.

<b>Employee's Name</b>	<b>Destination</b>	<b>Purpose</b>	<b>Travel Cost</b>	<b>Funding Source</b>
Audrey Ellison	NEW ORLEANS LA	ATTEND 2018 REGIONS COMMERCIAL CARD USER FORUM	28	100000
Austin Check	CHARLESTON SC	ATTEND COLLEGE AND UNIVERSITY PROFESSIONAL ASSOCIATION CONFERENCE	512	100000
Austin Check	AUSTIN TX	ATTEND CORE 4 CONFERENCE 2017	1,656	100000
Avent Vanhorn	COLUMBUS OH	ATTEND COLLEGIATE INFORMATION AND VISTOR SERVICE CONFERENCE	2,120	100000
Barry Hunt	CLEARWATER FL	ATTEND INTERNATIONAL CONFERENCE ON HEALTH RISKS OF YOUTH	1,386	100000
Benjamin Emmich	WASHINGTON DC	VISIT WITH UNITED STATES CONGRESS	208	100000
Benjamin Harvey	SAN FRANCISCO CA	ATTEND INTERDISCIPLINARY NINETEENTH CENTURY SOCIETY CONFERENCE	1,315	100000
Bethany McKissick	ATLANTA GA	ATTEND TASH CONFERENCE	600	100000
Betty Gentry	SCOTTSDALE AZ	ATTEND 2018 CAMPUSCONNECT USER CONFERENCE FOR NELNET BUSINESS SOLUTIONS	29	100000
Bobby Fuller	JACKSONVILLE FL	ATTEND NATIONAL ASSOCIATION OF PROFESSIONAL DEVELOPMENT CONFERENCE	1,787	100000
Bobby Fuller	ATHENS GA	CONDUCT PROFESSIONAL DEVELOPMENT	680	100000
Bonnie O'Neill	CHICAGO IL	ATTEND AMERICAN STUDIES ASSOCIATION CONFERENCE	1,000	100000
Bonnie O'Neill	NEW HAVEN CT	CONDUCT RESEARCH AT LIBRARIES	1,000	100000
Bradley Brazzeal	BELTSVILLE MD	ATTEND NATIONAL AGRICULTURAL LIBRARY LEADERSHIP MEETING	925	100000
Bradley Brazzeal	PULLMAN WA	ATTEND UNITED STATE AGRICULTURAL INFORMATION NETWORK BIENNIAL CONFEREN	1,831	100000
Bradley Hill	NEW YORK NY	ATTEND ASSOCIATION OF PERFORMING ARTS PRESENTERS CONFERENCE	1,895	100000
Brandon Jolly	SAN DESTIN FL	ATTEND MISSISSIPPI BAR ANNUAL MEETING AND SUMMER SCHOOL	2,904	100000
Brandon Jolly	BIRMINGHAM AL	ATTEND SOUTHEASTERN CONFERENCE GENERAL COUNSEL MEETING	316	100000
Brandy Akers	SLIDELL LA	CONDUCT PROCESSING OF NEW HIRES AT STENNIS SPACE CENTER	152	100000
Brandy Akers	SLIDELL LA	ATTEND BUSINESS STAFF MEETING AT STENNIS SPACE CENTER	480	100000

**OUT-OF-STATE TRAVEL  
FISCAL YEAR 2020**

Mississippi State University (265-00)

Name of Agency

Note: All expenditures recorded on this form must be totaled and said total must agree with the out-of-state travel amount indicated for FY 2018 on Form Mbr-1, line 1.A.2.b.

<b>Employee's Name</b>	<b>Destination</b>	<b>Purpose</b>	<b>Travel Cost</b>	<b>Funding Source</b>
Brandy Akers	SLIDELL LA	STENNIS SPACE CENTER OFFICE STAFF MEETING	506	100000
Brandy Akers	ST LOUIS MO	ATTEND SOCIETY FOR RESEARCH ADMINISTRATORS REGIONAL MEETING	1,619	100000
Brian Carpenter	ORLANDO FL	ATTEND NATIONAL ASSOCIATION OF COLLEGE AND UNIVERSITY BUSINESS OFFICERS 2018 FACILITIES AND ADMINISTRATIVE RATES - LONG FORM CONFERENCE	923	100000
Brian Carpenter	BOSTON MA	ATTEND 2018 HURON RESEARCH SOFTWARE USER GROUP MEETING	1,344	100000
Brian Rude	FORT WORTH TX	ATTEND AMERICAN SOCIETY OF ANIMAL SCIENCE CONFERENCE	5,289	100000
Brian Shoup	PHILADELPHIA PA	ATTEND COLLEGE BOARD ADVANCE PLACEMENT CONFERENCE	35	100000
Brian Smith	HUNTSVILLE AL	ATTEND AMERICAN SOCIETY ENGINEERING MANAGEMENT CONFERENCE	598	100000
Brian Smith	ORLANDO FL	ATTEND INSTITUTE OF INDUSTRIAL AND SYSTEMS ENGINEERS CONFERENCE	1,435	100000
Brooks Becton	ATLANTA GA	ATTEND CONNECT TECHCONFERENCE FOR PROFESSIONAL DEVELOPMENT	1,291	100000
Callie Smith	MEMPHIS TN	ATTEND 65TH MID SOUTH FARM AND GIN SHOW ANNUAL	64	100000
Caragh Boyles	WASHINGTON DC	ATTEND AFFAIRS PUBLIC POLICY, AFFAIRS AND ADMINSTRATION CONFERENCE	2,029	100000
Carlen Henington	CHICAGO IL	ATTEND TRAINERS SCHOOL PSYCH AND NATIONAL ASSOCIATION CONFERENCE	1,520	100000
Carley Morrison	CHARLESTON SC	ATTEND ASSOCIATION OF LEADERSHIP EDUCATORS CONFERENCE	470	100000
Carley Morrison	JACKSONVILLE FL	ATTEND AMERICAN ASSOCIATION FOR AGRICULTURAL EDUCATION CONFERENCE	194	100000
Caroline Kobia	MIAMI FL	OBTAIN ITALY/FRANCE VISA FOR STUDY TOUR IN JUNE 2017	1,238	100000
Carolyn Adams-Price	SAN FRANCISCO CA	ATTEND WORLD CONGRESS OF INTERNATIONAL CONGRESS FOR GERONTOLOGY	515	100000
Carolyn Holmes	NEW ORLEANS LA	ATTEND SOUTHERN POLITICAL SCIENCE ASSOCIATION CONFERENCE	684	100000

**OUT-OF-STATE TRAVEL  
FISCAL YEAR 2020**

Mississippi State University (265-00)

Name of Agency

Note: All expenditures recorded on this form must be totaled and said total must agree with the out-of-state travel amount indicated for FY 2018 on Form Mbr-1, line 1.A.2.b.

<b>Employee's Name</b>	<b>Destination</b>	<b>Purpose</b>	<b>Travel Cost</b>	<b>Funding Source</b>
Carrie Hickey	BATON ROUGE LA	ATTEND NATIONAL ASSOCIATION OF ACADEMIC ATHLETICS ADVISORS CONFERENCE	138	100000
Catherine Black	ST PETERSBURG FL	ATTEND INTERNATIONAL TEXTILES AND APPAREL CONFERENCE	1,000	100000
Catherine Doughty	NATIONAL HARBOR MD	ATTEND NATIONAL ASSOCIATION FOR DEVELOPMENTAL EDUCATORS CONFERENCE	1,613	100000
Catherine Doughty	AUBURN AL	ATTEND INTERNATIONAL WRITING ACROSS CURRICULUM CONFERENCE	576	100000
Catherine Pierce	TAMPA FL	PRESENT & ATTEND ASSOCIATION OF WRITER & WRITING PROGRAMS CONFERENCE	724	100000
Catherine Walker	DALLAS TX	ATTEND ASSOCIATE OF HIGHER EDUCATION PARENT/FAMILY PROGRAM PROF CONF	2,915	100000
Catherine Walker	FAYETTEVILLE AR	ATTEND SOUTHEASTERN CONFERENCE PARENT AND FAMILY PROGRAMS EXCHANGE	1,065	100000
Cecila King	FORT WORTH TX	ATTEND SOUTHERN ASSOCIATE INSTITUTIONAL RESEARCH CONFERENCE	1,413	100000
Chantel Solis	GRAND RAPIDS MI	ATTEND RAPE AGGRESSION DEFENSE TRAINING	1,442	100000
Charles Fulford	AUBURN AL	ATTEND INTERNATIONAL WRITING ACROSS THE CURRICULUM CONFERENCE	908	100000
Charles Peeples	COLUMBIA MD	ATTEND DATA DIRECT NETWORKS GRIDSCALER TRAINING	562	100000
Charles Wilder	ST LOUIS MO	ATTEND MANAGEMENT LEADERSHIP INSTITUTE CONFERENCE	871	100000
Charles Wilder	BALTIMORE MD	ATTEND NSA PARTNER DAY	119	100000
Charles Wilder	SAN ANTONIO TX	ATTEND SOUTHERN ASSOCIATION OF COLLEGES AND EMPLOYERS CONFERENCE	1,153	100000
Chathurani Ranathunge Arachchige	PORTLAND OR	ATTEND EVOLUTION MEETING	539	100000
Chathuri Illapperuma	ORLANDO FL	ATTEND THIRTEENTH CHARGE SYNDROME ANNUAL CONFERENCE	200	100000
Chathuri Illapperuma	WASHINGTON DC	ATTEND AMERICAN PSYCHOLOGICAL ASSOCIATION ANNUAL CONFERENCE 2017	200	100000
Chelsea Henshaw	AUBURN AL	ATTEND INTERNATIONAL WRITING ACROSS CURRICULUM CONFERENCE	811	100000

**OUT-OF-STATE TRAVEL  
FISCAL YEAR 2020**

Mississippi State University (265-00)

Name of Agency

Note: All expenditures recorded on this form must be totaled and said total must agree with the out-of-state travel amount indicated for FY 2018 on Form Mbr-1, line 1.A.2.b.

<b>Employee's Name</b>	<b>Destination</b>	<b>Purpose</b>	<b>Travel Cost</b>	<b>Funding Source</b>
Cheryl Bowen	LEXINGTON KY	ATTEND COLLEGE BUSINESS MANAGERS INSTITUTE CONFERENCE	1,662	100000
Chester Herrington	ATLANTA GA	ATTEND DISTRICT III CONFERENCE	1,352	100000
Chester Herrington	NASHVILLE TN	PHOTOGRAPH WOMENS SOUTHEASTERN TOURNAMENT FOR SOCIAL MEDIA	355	100000
Chloe Henson	CHICAGO IL	PARTICIPATE IN CASE STUDY COMPETITION	168	100000
Christina Baxter	MURRY KY	ATTEND OHIO VALLEY CONFERENCE	332	100000
Christina Gusella	CHICAGO IL	ATTEND ASSOCIATION FOR SLAVIC EAST EUROPEAN STUDIES CONFERENCE	1,272	100000
Christine Exeter	WASHINGTON DC	ATTEND NATIONAL ASSOCIATION OF ACADEMIC PROFESSIONALS CONVENTION	1,158	100000
Christine Jackson	WASHINGTON DC	ATTEND NATIONAL ASSOCIATION OF ACADEMIC PROFESSIONALS CONVENTION	1,140	100000
Christine Lashley	SAN ANTONIO TX	ATTEND ADVANCEMENT OF SUSTAINABILITY IN HIGHER EDUCATION CONFERENCE	1,884	100000
Christine Lashley	ATLANTA GA	ATTEND GREEN SPORTS ALLIANCE SUMMIT	896	100000
Christine Rush	WASHINGTON DC	ATTEND NETWORK OF SCHOOLS OF PUBLIC POLICY AFFAIRS CONFERENCE	1,078	100000
Christine Rush	SAN DIEGO CA	ATTEND MEETING WITH MEMBERS OF COMMISSION ON PEER REVIEW	200	100000
Christopher Armstrong	SAN ANTONIO TX	ATTEND NATIONAL COLLEGE LEARNING CENTER ASSOCIATION CONFERENCE	1,220	100000
Christopher Ayers	BATON ROUGE LA	CONDUCT ADVISING FOR STUDENTS	400	100000
Chuck Pearson	SAN DIEGO CA	ATTEND ELLUCIAN LIVE 2018 CONFERENCE	1,439	100000
Claudia Holland	ATLANTA GA	ATTEND OPEN RESARCH CONTRIBUTOR ROAD SHOW	492	100000
Claudia Holland	WASHINGTON DC	ATTEND INTERNATIONAL OPEN SCHOLARSHIP INITIATIVE SUMMIT	745	100000
Claudia Holland	COLORADO SPRINGS CO	ATTEND KRAEMER COPYRIGHT CONFERENCE	881	100000
Clifton Abbott	SAN DIEGO CA	ATTEND USER CONFERENCE	2,609	100000
Clifton Taylor	ATHENS GA	GROUP TRAVEL - ATTEND FOOTBALL GAME	1,545	100000

**OUT-OF-STATE TRAVEL  
FISCAL YEAR 2020**

Mississippi State University (265-00)

Name of Agency

Note: All expenditures recorded on this form must be totaled and said total must agree with the out-of-state travel amount indicated for FY 2018 on Form Mbr-1, line 1.A.2.b.

Employee's Name	Destination	Purpose	Travel Cost	Funding Source
Cole McLemore	LAFAYETTE LA	ATTEND LOUISIANA/MISSISSIPPI SECTION MEETING	86	100000
Colleen Scott	WASHINGTON DC	ATTEND AMERICAN CHEMICAL SOCIETY NATIONAL CONFERENCE	740	100000
Colleen Scott	WASHINGTON DC	ATTEND 2017 FALL AMERICAN CHEMICAL SOCIETY NATIONAL MEETING	114	100000
Craig Aarhus	JONESBORO AR	PERFORM AT MSU VS ARKANSAS FOOTBALL GAME	1,020	100000
Crystal Sloan	MURFREESBORO TN	ATTEND SOUTHERN ASSOCIATION OF COLLEGIATE REGISTRARS AND ADMISSIONS	1,134	100000
Curtis Stewart	MIAMI FL	ATTENDING THE TEAMDYNAMIX 2018 CLIENT SUMMIT	1,210	100000
Dale Robertson	ATHENS GA	ATTEND SOUTHEASTERN UNION DIRECTOR'S ANNUAL CONFERENCE	847	100000
Dale Robertson	KANSAS CITY MO	ATTEND ASTRA CONFERENCE	1,862	100000
Dana Franz	LEXINGTON KY	ATTEND SCHOOL OF SCIENCE AND MATH CONFERENCE	913	100000
Dana Franz	COLORADO SPRINGS CO	ATTEND 2018 LEAPFROG USER CONFERENCE	1,413	100000
Dana Franz	HOUSTON TX	ATTEND ASSOCIATION OF MATHEMATICS TEACHER CONFERENCE	1,017	100000
Danette Barrier	HOLLYWOOD FL	ATTEND NATIONAL COUNCIL OF UNIVERSITY RESEARCH ADMINISTRATORS WORKSHOP	1,595	100000
Daniel Morgan	SAN ANTONIO TX	ATTEND SOUTHERN ASSOCIATION OF COLLEGES AND EMPLOYERS CONFERENCE	1,112	100000
Daniel Morgan	ST LOUIS MO	ATTEND NATIONAL ASSOCIATION OF COLLEGES AND EMPLOYERS SYMPOSIUM	1,102	100000
Danielle Molina	CHATTANOOGA TN	ATTEND SOUTHERN ASSOCIATION COLLEGE STUDENT AFFAIRS ANNUAL CONFERENCE	662	100000
Darby Stielstra	COLUMBUS OH	ATTEND STUDENT DEVELOPMENT INSTITUTE CONFERENCE	521	100000
Darrell Easley	NEW ORLEANS LA	ATTEND LOUISIANA/MISSISSIPPI CHAPTER COLLEGE & UNIVERSITY PROFESSIONAL ASSOCIATION-HUMAN RESOURCES SPRING 2018 SYMPOSIUM	299	100000
Darrell Easley	CHARLESTON SC	ATTEND COLLEGE AND UNIVERSITY PROFESSIONAL ASSOCIATION-HUMAN RESOURCES SOUTHERN REGIONAL CONFERENCE AND BOARD MEETING	720	100000



**OUT-OF-STATE TRAVEL  
FISCAL YEAR 2020**

Mississippi State University (265-00)

Name of Agency

Note: All expenditures recorded on this form must be totaled and said total must agree with the out-of-state travel amount indicated for FY 2018 on Form Mbr-1, line 1.A.2.b.

<b>Employee's Name</b>	<b>Destination</b>	<b>Purpose</b>	<b>Travel Cost</b>	<b>Funding Source</b>
Darrell Easley	TEMPE AZ	ATTEND PROFESSIONAL ASSOCIATION FOR HUMAN RESOURCES CONFERENCE	159	100000
Darrell Easley	CHARLESTON SC	ATTEND SOUTHERN REGION BOARD MEETING	571	100000
David Camp	PHOENIX AZ	ATTEND WIRELESS LOCAL AREA NETWORK PROFESSIONALS CONFERENCE	1,147	100000
David Hoffman	WASHINGTON DC	ATTEND AMERICAN ANTHROPOLOGICAL ASSOCIATION CONFERENCE	1,400	100000
David Hoffman	NEW ORLEANS LA	PARTICIPATE IN FULLBRIGHT PROGRAM ADMINISTRATOR TRAINING	521	100000
David May	COLUMBUS OH	ATTEND RURAL SOCIOLOGICAL SOCIETY MEETING	1,000	100000
David May	MEMPHIS TN	ATTEND SHELLEY KEITH MEETING	590	100000
David May	NEW ORLEANS LA	ATTEND ACADEMY OF CRIMINAL JUSTICE SCIENCES ANNUAL MEETING	829	100000
David May	LAS VEGAS NY	ATTEND ACADEMIC RESEARCH IN EDUCATION CONFERENCE	725	100000
David May	WASHINGTON DC	ATTEND FEDERAL DEMONSTRATION PARTNERSHIP MEETING	352	100000
David May	MEMPHIS TN	PICK UP RESEARCHER	399	100000
David Minyard	PHOENIX AZ	ATTEND WIRELESS LOCAL AREA NETWORK PROFESSIONALS CONFERENCE	1,228	100000
David Morse	PENSACOLA FL	ATTEND MID SOUTH EDUCATIONAL RESEARCH ASSOCIATION	250	100000
David Nolen	BUFFALO NY	ATTEND ASSOCIATION FOR DOCUMENTARY EDITING CONFERENCE	838	100000
David Rye	NEW ORLEANS LA	ATTEND NATIONAL RECREATION AND PARK ASSOCIATION CONFERENCE	28	100000
Deborah Lee	AUSTIN TX	ATTEND 2017 INSTITUTE ON QUALITY ENHANCEMENT AND ACCREDITATION	1,675	100000
Deborah Lee	ATLANTA GA	ATTEND ASSOCIATION OF SOUTHEASTERN RESEARCH LIBRARIES CONFERENCE	892	100000
Dennis Smith	NEW ORLEANS LA	ATTEND SOUTHEAST CHAIRS MEETING	3,319	100000
Derrick Ball	GRAND RAPIDS MI	ATTEND RAPE AGGRESSION DEFENSE TRAINING	1,440	100000

**OUT-OF-STATE TRAVEL  
FISCAL YEAR 2020**

Mississippi State University (265-00)

Name of Agency

Note: All expenditures recorded on this form must be totaled and said total must agree with the out-of-state travel amount indicated for FY 2018 on Form Mbr-1, line 1.A.2.b.

<b>Employee's Name</b>	<b>Destination</b>	<b>Purpose</b>	<b>Travel Cost</b>	<b>Funding Source</b>
Derrick Ball	BIRMINGHAM AL	ATTEND VERBAL DEESCALATION TRAINING	230	100000
Diamond Gates	PHILADELPHIA PA	ATTEND NATIONAL ASSOCIATION STUDENT PERSONNEL ADMINISTRATOR CONFERENCE	1,847	100000
Dominic Lippillo	NEW ORLEANS LA	ATTEND SOUTH ARTS AWARDS DINNER	265	100000
Don Zant	MINNEAPOLIS MN	ATTEND COLLEGE AND UNIVERISTY BUSINESS OFFICERS ANNUAL CONFERENCE	2,175	100000
Don Zant	SAVANNAH GA	ATTEND SOUTHERN ASSOCIAITON OF COLLEGE AND UNIVERSITY BUSINESS OFFICER	1,409	100000
Don Zant	BOSTON MA	ATTEND MEETING WITH SASAKI TO PLAN FUTURE BUILDING PROJECTS	887	100000
Don Zant	CHEYENNE WY	CONDUCT VISIT TO HIGH PERFORMANCE COMPUTING FACILITY	581	100000
Donna Brocato	WASHINGTON DC	ATTEND AMERICAN ASSOCIATION OF UNIVERSITY WOMEN CONFERENCE	892	100000
Douglas Gernaat	SAN DIEGO CA	ATTEND ELLUCIAN LIVE CONFERENCE	1,476	100000
Douglas Kelly	ROGERS AR	ATTEND INTERNATIONAL ASSOCIATION OF CAMPUS LAW ENFORCEMENT CONFERENCE	143	100000
Dustin Brown	DENVER CO	ATTEND POPULATION ASSOCIATION OF AMERCIA CONFERENCE	1,000	100000
Earnestine Roby	CLEARWATER BEACH FL	ATTEND ASSOCIATION FOR CREATIVITY IN COUNSELING CONFERENCE	27	100000
Edea Baldwin	DURHAM NC	BLACK COMMUNITIES A CONFERENCE FOR COLLABORATION	185	100000
Edna Irvin	CHICAGO IL	ATTEND NATIONAL RESUME WRITER'S ASSOCIATION CONFERENCE	1,286	100000
Elizabeth Estefan	DALLAS TX	ATTEND SOUTHERN HISTORICAL ASSOCIATION ANNUAL MEETING	273	100000
Elizabeth Struna	ORLANDO FL	ATTEND THIRTEENTH CHARGE CONFERENCE 2017	200	100000
Elizabeth Struna	CHICAGO IL	ATTEND 2018 NATIONAL ASSOCIATION FOR SCHOOL PSYCHOLOGIST	250	100000
Elizabeth Struna	MIAMI FL	ATTEND 2018 ASSOCIATION FOR BEHAVORIAL ANALYSIS INTERNATIONAL	250	100000

**OUT-OF-STATE TRAVEL  
FISCAL YEAR 2020**

Mississippi State University (265-00)

Name of Agency

Note: All expenditures recorded on this form must be totaled and said total must agree with the out-of-state travel amount indicated for FY 2018 on Form Mbr-1, line 1.A.2.b.

<b>Employee's Name</b>	<b>Destination</b>	<b>Purpose</b>	<b>Travel Cost</b>	<b>Funding Source</b>
Elizabeth Thomas	WASHINGTON DC	ATTEND COLLEGE WOMEN STUDENT LEADERS NATIONAL CONFERENCE	377	100000
Emery Martindale	ORLANDO FL	ATTEND 35TH ACADEMIC CHAIRPERSONS CONFERENCE	2,159	100000
Emily Fortney	DENVER CO	ATTEND ASSOCIATION OF COUNSELING CENTER TRAINING AGENCIES CONFERENCE	1,379	100000
Emily Mathis	ORLANDO FL	ATTEND THIRTEENTH INTERNATIONAL CHARGE SYNDROME CONFERENCE	200	100000
Emily Mathis	MIAMI FL	PRESENT AT ASSOCIATION OF BEHAVIOR ANALYSIS INTERNATIONAL	250	100000
Emily Mathis	CHICAGO IL	ATTEND NATIONAL ASSOCIATION FOR SCHOOL PSYCHOLOGY CONFERENCE	250	100000
Emily Moses	DALLAS TX	ATTEND SOUTHERN HISTORIAL ASSOCIATION ANNUAL MEETING	593	100000
Emily Shaw	PINE MOUNTAIN GA	ATTEND NATIONAL ADVISING ASSOCIATION CONFERENCE	500	100000
Emily Stafford	NASHVILLE TN	ATTEND 2018 COUNCIL OF UNIVERSITY DIRECTOR CLINICAL PSYCHOLOGY MEETING	807	100000
Emily Turner	WASHINGTON DC	ATTEND COLLEGE WOMEN STUDENT LEADERS NATIONAL CONFERENCE	918	100000
Emily Williamson	NEW ORLEANS LA	ATTEND NATIONAL SCIENCE TEACHERS ASSOCIATION CONFERENCE	964	100000
Emmitt Johnson	CLARKSVILLE GA	ATTEND PEPPERBALL INSTRUCTOR CLASS	319	100000
Emmitt Johnson	KENNESAW GA	ATTEND PUBLIC AGENCY TRAINING COUNCIL SEMINAR	493	100000
Eric Cunningham	CLARKSVILLE GA	ATTEND COTTESWORTH PROGRAM	62	100000
Eric Moyer	WASHINGTON DC	ATTEND ACCREDITATION OF EDUCATION PREPARATION CONFERENCE	2,151	100000
Eric Vivier	URBANA-CHAMPAIGN IL	PRESENT AT INTERNATIONAL CONGRESS OF QUALITATIVE INQUIRY	930	100000
Eric Wilder	ORLANDO FL	ATTEND UNIVERSITY RISK MANAGEMENT INSURANCE ASSOCIATION CONFERENCE	1,307	100000
Esley Remillard	PORTLAND ME	ATTEND FALL SOUTHEASTERN CONFERENCE TOUR	47	100000
Esley Remillard	SHREVEPORT LA	ATTEND COLLEGE FAIRS	410	100000
Esley Remillard	HUNTSVILLE AL	ATTEND RECRUITING EVENTS	248	100000

**OUT-OF-STATE TRAVEL  
FISCAL YEAR 2020**

Mississippi State University (265-00)

Name of Agency

Note: All expenditures recorded on this form must be totaled and said total must agree with the out-of-state travel amount indicated for FY 2018 on Form Mbr-1, line 1.A.2.b.

<b>Employee's Name</b>	<b>Destination</b>	<b>Purpose</b>	<b>Travel Cost</b>	<b>Funding Source</b>
Esley Remillard	PALO ALTO CA	ATTEND SOUTHEASTERN CONFERENCE ROADTRIP	1,157	100000
Ethan Hatcher	COLUMBUS OH	ATTEND STUDENT DEVELOPMENT INSTITUTE CONFERENCE	636	100000
Eugene Caldon	NEW ORLEANS LA	ATTEND 255TH AMERICAN CHEMICAL SOCIETY NATIONAL MEETING	117	100000
Farjana Nur	ORLANDO FL	PRESENT RESEARCH AT INSTITUTE OF INDUSTRIAL AND SYSTEMS ENGINEERING	366	100000
Francesca Hankins	OKLAHOMA CITY OK	ATTEND ENVIRONMENTAL DESIGN RESEARCH ASSOCIATION CONFERENCE	1,492	100000
Francis Dechert	AUBURN AL	ATTEND INTERNATIONAL WRITING ACROSS CURRICULUM CONFERENCE	815	100000
Frank Campbell	PENLAND NC	ATTEND PENLAND SCHOOL OF CRAFTS	336	100000
Fred Smith	PITTSBURGH PA	VISIT DONOR OF THE LIBRARY	864	100000
Gary Packwood	ORLANDO FL	ATTEND STATE SINGERS FALL TOUR	2,491	100000
George Hopper	DES MOINES IA	ATTEND WORLD PRIZE ANNUAL CONFERENCE	1,132	100000
George Hopper	SAN DIEGO CA	ATTEND NATIONAL ATMOSPHERIC DEPOSITION PROGRAM MEETING	611	100000
Georgeann Kenney	MCCOMB IL	ATTEND SIGMA TAU DELTA ENGLISH GRADUATE ORGANIZATION	29	100000
Gerardo De Jesu Ruz	NASHVILLE TN	ATTEND 2017 AMERICAN COUNCIL ON THE TEACHING OF FOREIGN LANGUAGES	156	100000
Gerry Burleson	NEW ORLEANS LA	ATTEND BLACKBOARD WORLD 2017 CONFERENCE	1,829	100000
Gianna Gambera	CHICAGO IL	ATTEND 2018 NATIONAL ASSOCIATION FOR SCHOOL PSYCHOLOGIST	250	100000
Glen Young	CHATTANOOGA TN	CONDUCT STUDENT TEACHER EVALUATIONS	48	100000
Glenda Young	ORLANDO FL	ATTEND INSTITUTE OF INDUSTRIAL SYSTEMS ENGINEERING ANNUAL CONFERENCE	2,009	100000
Grant Nerren	SHREVEPORT LA	ATTEND COLLEGE FAIRS, STUDENT MEETINGS, AND CONDUCT PRIVATE VISITS	639	100000
Grant Nerren	STARKVILLE MS	ATTEND TEAM TRAINING	610	100000
Greg Grimes	SAN FRANCISCO CA	ATTEND INTERNET2 2017 CONFERENCE	2,937	100000

**OUT-OF-STATE TRAVEL  
FISCAL YEAR 2020**

Mississippi State University (265-00)

Name of Agency

Note: All expenditures recorded on this form must be totaled and said total must agree with the out-of-state travel amount indicated for FY 2018 on Form Mbr-1, line 1.A.2.b.

<b>Employee's Name</b>	<b>Destination</b>	<b>Purpose</b>	<b>Travel Cost</b>	<b>Funding Source</b>
Gregory Bentley	ATLANTA GA	PRESENT AT SECRETARY/TREASURE SOUTH-CENTRAL RENAISSANCE CONFERENCE	1,104	100000
Gregory Bohach	ORANGE BEACH AL	ATTEND MISSISSIPPI AGRICULTURAL INDUSTRY COUNCIL	1,072	100000
Gregory Bohach	CARY NC	ATTEND SOUTHERN COUNCIL FOR AGRICULTURAL RESEARCH	617	100000
Gregory Bohach	WASHINGTON DC	ATTEND CHARLES VALENTINE RILEY MEMORIAL LECTURE	1,678	100000
Gregory Bohach	DALLAS TX	ATTEND UNIFYING MESSAGE TASK FORCE MEETING	1,100	100000
Gregory Bohach	DES MOINES IA	ATTEND WORLD FOOD PRIZE BORLAUG DIALOGUE INTERNATIONAL SYMPOSIUM	995	100000
Gregory Bohach	WASHINGTON DC	ATTEND ASSOCIATION OF PUBLIC LAND GRANT UNIVERSITIES ANNUAL MEETING	1,102	100000
Gregory Bohach	KANSAS CITY MO	ATTEND MIDWEST RESEARCH INSTITUTE GLOBAL MEETING	1,932	100000
Gregory Bohach	WASHINGTON DC	CONDUCT LEGISLATIVE VISITS	1,258	100000
Gregory Bohach	AUBURN AL	ATTEND AUBURN COLLEGE OF AGRICULTURE AND ALABAMA AGRICULTURAL MEETING	270	100000
Gregory Bohach	WASHINGTON DC	ACCOMPANY PRESIDENT KEENUM ON AGRICULTURAL RELATED MEETINGS	496	100000
Gregory Bohach	JACKSONVILLE FL	ATTEND SOUTHERN ASSOCIATION OF AGRICULTURAL SCIENTISTS CONVENTION	842	100000
Gregory Bohach	ARLINGTON VA	ATTEND 2018 COUNCIL FOR AGRICULTURAL RESEARCH MEETING	1,182	100000
Gregory Hall	COLORADO SPRINGS CO	ATTEND AMERICAN COUNCIL FOR CONSTRUCTION EDUCATION CONFERENCE	1,626	100000
Gregory Hall	ATLANTA GA	ATTEND 2017 ARCHITECTURE AND CONSTRUCTION ALLIANCE MEETING	721	100000
Gregory Martin	COLUMBUS OH	ATTEND SOUTH EAST COLLEGE CONFERENCE 2017	809	100000
Griffin Burk	NEW ORLEANS LA	ATTEND AMERICAN CHEMICAL SOCIETY NATIONAL MEETING	67	100000
Guangchao Liang	NEW ORLEANS LA	ATTEND AMERICAN CHEMICAL SOCIETY NATIONAL MEETING	200	100000
Hailey Ripple	MIAMI FL	ATTEND AUTISM CONFERENCE	250	100000

**OUT-OF-STATE TRAVEL  
FISCAL YEAR 2020**

Mississippi State University (265-00)

Name of Agency

Note: All expenditures recorded on this form must be totaled and said total must agree with the out-of-state travel amount indicated for FY 2018 on Form Mbr-1, line 1.A.2.b.

<b>Employee's Name</b>	<b>Destination</b>	<b>Purpose</b>	<b>Travel Cost</b>	<b>Funding Source</b>
Hailey Ripple	CHICAGO IL	ATTEND NATIONAL ASSOCIATION FOR SCHOOL PSYCHOLOGIST CONFERENCE	250	100000
Haley Faulk	DALLAS TX	ATTEND ASSOCIATE OF HIGHER EDUCATION PARENT/FAMILY PROGRAM	148	100000
Haley Grant	ORLANDO FL	ATTEND THIRTEENTH CHARGE RESEARCH CONFERENCE 2017	200	100000
Hannah Berny	CHICAGO IL	ATTEND AGRICULTURAL APPLIED ECONOMICS ASSOCIATION CONFERENCE	579	100000
Hannah Owens	INDIANAPOLIS IN	ATTEND 2017 ASSESSMENT INSTITUTE FOR PROFESSIONAL DEVELOPMENT	1,577	100000
Hannah Owens	AUBURN AL	ATTEND DIVERSITY BEST PRACTICES CONFERENCE	261	100000
Hannah Pierce	ST LOUIS MO	ATTEND COLLEGE FAIRS	2,187	100000
Hannah Pierce	RUSTON LA	ATTEND COLLEGE FAIRS	182	100000
Hannah Pierce	TUSCALOOSA AL	ATTEND PHI THETA KAPPA HONORS MEETING, CONDUCT PRIVATE VISIT, RECRUITING	166	100000
Harriet Laird	ATLANTA GA	ATTEND DISTRICT III ANNUAL CONFERENCE	1,197	100000
Hayley Hampton	MCCOMB IL	ATTEND SIGMA TAU DELTA ENGLISH GRADUATE ORGANIZATION MEETING	82	100000
Heather Fulton	MIAMI FL	ATTEND TEAMDYNAMIX CONFERENCE	1,269	100000
Hewa Pathiranal Jinasena	CHARLOTTE NC	ATTEND SOUTHEASTERN REGIONAL MEETING OF AMERICAN CHEMICAL SOCIETY	175	100000
Hilda Queiroz	VARIOUS GA	CONDUCT HIGH SCHOOL VISITS, ATTEND COLLEGE FAIRS, STUDENT MEETINGS, AND COUNSELOR WORKSHOP	250	100000
Hilda Queiroz	SAVANNAH GA	ATTEND COLLEGE FAIR AND CONDUCT HIGH SCHOOL VISITS	766	100000
Hilda Queiroz	VARIOUS GA	ATTEND COLLEGE FAIR AND STUDENT MEETINGS	118	100000
Hilda Queiroz	VARIOUS GA	CONDUCT HIGH SCHOOL VISIT, ATTEND COLLEGE FAIR ,STUDENT MEETINGS, STUDENT EVENTS, AND COLLEGE PANEL	579	100000
Hilda Queiroz	VARIOUS GA	CONDUCT HIGH SCHOOL VISITS AND ATTEND COLLEGE FAIRS	208	100000
Hilda Queiroz	VARIOUS GA	CONDUCT HIGH SCHOOL VISITS AND ATTEND COLLEGE FAIRS	72	100000
Hilda Queiroz	STARKVILLE MS	ATTEND TEAM TRAINING	844	100000

**OUT-OF-STATE TRAVEL  
FISCAL YEAR 2020**

Mississippi State University (265-00)

Name of Agency

Note: All expenditures recorded on this form must be totaled and said total must agree with the out-of-state travel amount indicated for FY 2018 on Form Mbr-1, line 1.A.2.b.

<b>Employee's Name</b>	<b>Destination</b>	<b>Purpose</b>	<b>Travel Cost</b>	<b>Funding Source</b>
Hilda Queiroz	VARIOUS GA	ATTEND COLLEGE FAIRS AND CONDUCT HIGH SCHOOL VISITS	268	100000
Hilda Queiroz	STARKVILLE MS	ASSIST ON CAMPUS	820	100000
Hilda Queiroz	VARIOUS GA	ATTEND AWARDS CEREMONIES STUDENT MEETING	150	100000
Hilda Queiroz	VARIOUS GA	CONDUCT HIGH SCHOOL VISITS AND ATTEND COLLEGE FAIRS	182	100000
Hilda Queiroz	VARIOUS GA	CONDUCUT HIGH SCHOOL VISIT, AND ATTEND COLLEGE FAIRS AND COUNSELOR LUNCHEON	123	100000
Hilda Queiroz	VARIOUS GA	CONDUCT HIGH SCHOOL VISITS AND ATTEND FAMILY MEETINGS	255	100000
Hilda Queiroz	VARIOUS GA	CONDUCT HIGH SCHOOL VISITS AND ATTEND COLLEGE FAIRS	205	100000
Hilda Queiroz	MARIETTA GA	ATTEND COLLEGE FAIR AND FAMILY MEETINGS	46	100000
Hilda Queiroz	MARIETTA GA	ATTEND COLLEGE FAIRS AND CONDUCT COURTESY VISITS	80	100000
Hilda Queiroz	RIVERDALE GA	ATTEND COLLEGE FAIRS	97	100000
Hilda Queiroz	VARIOUS GA	CONDUCT PRIVATE VISITS AND ATTEND COLLEGE FAIRS	104	100000
Hilda Queiroz	AUGUSTA GA	CONDUCT HIGH SCHOOL VISITS	577	100000
Hilda Queiroz	VARIOUS GA	CONDUCT PRIVATE VISITS AND ATTEND COLLEGE FAIRS	497	100000
Hilda Queiroz	VARIOUS GA	CONDUCT PRIVATE VISITS AND ATTEND COLLEGE FAIRS	585	100000
Hilda Queiroz	VARIOUS GA	CONDUCT PRIVATE VISITS AND ATTEND COLLEGE FAIRS	555	100000
Ien Harris	PROVO UT	ATTEND DIVISION FOR PLANETARY SCIENCE CONFERENCE	363	100000
Ilda Cardenas	DENVER CO	ATTEND AMERICAN LIBRARY ASSOCIATION MIDWINTER CONFERENCE	348	100000
Irmarie Lopez	CHICAGO IL	ATTEND NATIONAL ASSOCIATION OF SCHOOL PSYCHOLOGIST ANNUAL CONFERENCE	250	100000
Jacki-Lea Alford	ORLANDO FL	ATTEND NATIONAL COUNCIL OF UNIVERSITY RESEARCH ADMINISTRATORS FINANCIAL RESEARCH ADMINISTRATION AND PRE-AWARD RESEARCH ADMINISTRATION CONFERENCE	1,142	100000
Jaclyn Smith	LAFAYETTE LA	ATTEND LOUISIANA/MISSISSIPPI MATHEMATICAL ASSOCIATION MEETING	981	100000

**OUT-OF-STATE TRAVEL  
FISCAL YEAR 2020**

Mississippi State University (265-00)

Name of Agency

Note: All expenditures recorded on this form must be totaled and said total must agree with the out-of-state travel amount indicated for FY 2018 on Form Mbr-1, line 1.A.2.b.

<b>Employee's Name</b>	<b>Destination</b>	<b>Purpose</b>	<b>Travel Cost</b>	<b>Funding Source</b>
Jacob Crook	LAS VEGAS NV	ATTEND SOUTHERN GRAPHICS COUNCIL PRINTMAKING CONFERENCE	565	100000
Jacob Gines	AUBURN AL	ATTEND FUTURE OF TALL SYMPOSIUM	284	100000
Jacob Gines	CINCINNATI OH	ATTEND NATIONAL CONFERENCE ON THE BEGINNING DESIGN STUDENT	1,329	100000
James Giesen	DALLAS TX	ATTEND SOUTHERN HISTORICAL ASSOCIATION	1,090	100000
James Glassford	WASHINGTON DC	ATTEND NATIONAL ASSOCIATION OF ACADEMIC PROFESSIONALS CONVENTION	240	100000
James Hardin	BOSTON MA	ATTEND AMERICAN SCHOOLS OF ORIENTAL RESEARCH CONFERENCE	450	100000
James Harrison	TUSCALOOSA AL	ATTEND HIGHER ED SECURITY ROUND TABLE MEETING	110	100000
James Harrison	BALTIMORE MD	ATTEND 2018 EDUCAUSE SECURITY PROFESSIONALS CONFERENCE AND RESEARCH AND EDUCATION NETWORKING INFORMATION SHARING AND ANALYSIS CENTER MEMBER MEETING	1,009	100000
James McIllece	HOUSTON TX	ATTEND HOUSTON AREAS RECRUITERS' NETWORK CONFERENCE	16	100000
James McIllece	HOUSTON TX	ATTEND HOUSTON AREAS RECRUITERS' NETWORK CONFERENCE	654	100000
James McWhirter	ORLANDO FL	ATTEND MICROSOFT IGNITE 2017 CONFERENCE	2,015	100000
James Rogers	LINCOLN NE	ATTEND LINUX CLUSTER INSTITUTE WORKSHOP	1,496	100000
James Sanford	ROGERS AR	ATTEND INTERNATIONAL ASSOCIATION OF CAMPUS LAW ENFORCEMENT CONFERENCE	565	100000
James West	DALLAS TX	ATTEND MEETINGS WITH POTENTIAL DONORS	772	100000
Jamie Mixon	TUSCALOOSA AL	ATTEND AMERICAN ADVERTISING FEDERATION SHOW	102	100000
Jana Hill	ATHENS GA	CONDUCT UNIVERSITY OF GEORGIA AND GEORGIA TEACH LIBRARIES VISIT	202	100000
Jana Player	AUSTIN TX	ATTEND ACADEMIC WORKS CONFERENCE	1,558	100000
Janiece Pigg	MEMPHIS TN	ATTEND 65TH MID SOUTH AND GIN SHOW ANNUAL	290	100000



**OUT-OF-STATE TRAVEL  
FISCAL YEAR 2020**

Mississippi State University (265-00)

Name of Agency

Note: All expenditures recorded on this form must be totaled and said total must agree with the out-of-state travel amount indicated for FY 2018 on Form Mbr-1, line 1.A.2.b.

<b>Employee's Name</b>	<b>Destination</b>	<b>Purpose</b>	<b>Travel Cost</b>	<b>Funding Source</b>
Jared Lemus	TAMPA FL	ATTEND ASSOCIATION OF WRITERS AND WRITING PROGRAMS CONFERENCE	800	100000
Jason Hendrick	ORLANDO FL	ATTEND MICROSOFT IGNITE 2017 CONFERENCE	2,030	100000
Jeffrey Haupt	ATLANTA GA	ATTEND NATIONAL ASSOCIATION OF SCHOOL OF ART AND DESIGN	742	100000
Jennifer Davis	LOUISVILLE KY	ATTEND ASSOCIATION OF COLLEGE AND UNIVERSITY AUDITORS CONFERENCE	1,406	100000
Jennifer McGillan	PORTLAND OR	ATTEND REGIONAL ARCHIVES ASSOCIATION CONFERENCE	667	100000
Jennifer McPherson	PHOENIX AZ	ATTEND COLLEGE AND UNIVERSITY AUDITORS ANNUAL CONFERENCE	1,555	100000
Jeralyn Powney	PHILADELPHIA PA	ATTEND COLLEGE BOOK ARTS ASSOCIATION CONFERENCE	27	100000
Jeremy Baham	PENSACOLA FL	ATTEND NORTHWEST FLORIDA ALUMNI CHAPTER SEND OFF PARTY	340	100000
Jeremy Baham	HUNTSVILLE AL	ATTEND ALUMNI CHAPTER SEND OFF PARTY	183	100000
Jeremy Baham	CHATTANOOGA TN	ATTEND 2017 SOUTHERN ASSOCIATION FOR COLLEGE STUDENT AFFAIRS	1,050	100000
Jeremy Baham	PORTLAND OR	ATTEND 2018 NATIONAL ASSOCIATION OF STUDENT PERSONNEL ADMINISTRATION	1,935	100000
Jeremy Baham	ATLANTA GA	ATTEND STUDENT AFFAIRS DATA SUMMIT	1,156	100000
Jermaine Jackson	PINE MOUNTAIN GA	ATTEND NATIONAL ACADEMIC ADVISING ASSOCIATION REGION 4	792	100000
Jerry Bruce	SAN DIEGO CA	ATTEND ACCREDITATION BOARD FOR ENGINEERING AND TECHNOLOGY SYMPOSIUM	1,883	100000
Jessica Aycock	DENVER CO	ATTEND ENTOMOLOGICAL SOCIETY OF AMERICA CONFERENCE	200	100000
Jessica Graves	DES MOINES IA	ATTEND WORLD FOOD PRIZE CONFERENCE	1,297	100000
Jessie Belton	MEMPHIS TN	ATTEND MID SOUTH FARM AND GIN SHOW ANNUAL	46	100000
Jessie Davis	SAN ANTONIO TX	ATTEND COMPUTER AIDED DISPATCH SYSTEMS CONFERENCE	1,575	100000
Jianzhong Xu	NEW YORK CITY NY	ATTEND ANNUAL MEETING OF AMERICAN EDUCATION RESEARCH ASSOCIATION	1,526	100000
Jim Sesser	DENVER CO	ATTEND SUPER COMPUTING CONFERENCE	3,086	100000

**OUT-OF-STATE TRAVEL  
FISCAL YEAR 2020**

Mississippi State University (265-00)

Name of Agency

Note: All expenditures recorded on this form must be totaled and said total must agree with the out-of-state travel amount indicated for FY 2018 on Form Mbr-1, line 1.A.2.b.

<b>Employee's Name</b>	<b>Destination</b>	<b>Purpose</b>	<b>Travel Cost</b>	<b>Funding Source</b>
Jimmie Carnaggio	GRAND RAPIDS MI	ATTEND NATIONAL EXTENSION AND RESEARCH ADMINISTRATIVE OFFICERS CONFERENCE	945	100000
Joan Lucas	SANDESTIN FL	ATTEND MISSISSIPPI BAR MEETING AND SUMMER SCHOOL	2,695	100000
Joan Lucas	BIRMINGHAM AL	ATTEND SOUTHEASTERN CONFERNECE GENERAL COUNSEL MEETING	330	100000
Joey Jones	DENVER CO	ATTEND SUPERCOMPUTING CONFERENCE	2,774	100000
John Aaron Grimes	AUBURN AL	ATTEND INTERNATIONAL WRITING ACROSS CURRICULUM CONFERENCE	263	100000
John Blue	CHATTANOOGA TN	ATTEND SOUTHERN ASSOCIATION FOR COLLEGE STUDENT AFFAIRS CONFERENCE	1,077	100000
John Daniels	MINNEAPOLIS MN	ATTEND HIGHER EDUCATION FINANCIAL WELLNESS SUMMIT	70	100000
John Dickerson	ATLANTA GA	ATTEND SEC FLY-IN MEETING	27	100000
John Dickerson	NEW ORLEANS LA	ATTEND RUFFALO NOEL LEVITZ STRATEGIC ENROLLMENT PLANNING FORUM	969	100000
John Oakley	CLARKSVILLE GA	PICK UP DONATED BOOKS	54	100000
John Poros	DENVER CO	ATTEND AMERICAN COLLEGIATE SCHOOLS OF ARCHITECTURE MEETING	1,659	100000
John Ramage	BATON ROUGE LA	ATTEND NATIONAL ASSOCIATION OF ACADEMIC ADVISORS CONFERENCE	480	100000
John Rush	ALBUQUERQUE NM	ATTEND MSU ALUMNI EVENT HOSTED BY TURNER AND GLORIA WINGS	1,126	100000
John Rush	FAIRHOPE AL	ATTEND MEETINGS WITH DONORS	303	100000
John Rush	ATLANTA GA	ATTEND MEETING AT COX FOUNDATION	128	100000
John Rush	GREENVILLE SC	ATTEND MEETING WITH FOUNDATION BOARD CHAIR	937	100000
John Rush	ATLANTA GA	TRIP WITH DR. DAVID SHAW TO VISIT JERRY THAMES/ CYBER SECURITY	432	100000
John Rush	COLUMBUS OH	ATTEND WOMENS FINAL FOUR BASKETBALL TOURNAMENT	1,169	100000
John Rush	DESTIN FL	VISIT WITH MSU ALUM AND DONORS	244	100000
John Rush	BOSTON MA	ATTEND MEETING DISCUSS MASTER PLANNING OF SPACE	1,486	100000
John Rush	HOUSTON TX	ATTEND MEETINGS WITH DONORS	1,548	100000

**OUT-OF-STATE TRAVEL  
FISCAL YEAR 2020**

Mississippi State University (265-00)

Name of Agency

Note: All expenditures recorded on this form must be totaled and said total must agree with the out-of-state travel amount indicated for FY 2018 on Form Mbr-1, line 1.A.2.b.

<b>Employee's Name</b>	<b>Destination</b>	<b>Purpose</b>	<b>Travel Cost</b>	<b>Funding Source</b>
John Usher	ATLANTA GA	ATTEND SOUTHEAST DEAN'S CONFERENCE	386	100000
John Usher	LAS VEGAS NV	ATTEND WINTER SIMULATION CONFERENCE	1,499	100000
John Usher	ORLANDO FL	ATTEND INSTITUTE OF INDUSTRIAL & SYSTEMS ENGINEERING CONFERENCE	1,815	100000
John Young	SAN DIEGO CA	ATTEND ELLUCIAN LIVE 2018 CONFERENCE	1,469	100000
Johnna Dowdy	ORLANDO FL	ATTEND THIRTEENTH INTERNATIONAL CHARGE SYNDROME CONFERENCE 2017	100	100000
Jonathan Adams	VIRGINIA BEACH VA	ATTEND NATIONAL INTRAMURAL RECREATIONAL SPORTS ASSOCIATION CONFERENCE	1,456	100000
Jonathan Crocker	AUBURN AL	ATTEND SOUTHEASTERN CONFERENCE EMERGENCY MANAGERS ANNUAL CONFERENCE	303	100000
Jonathan Hawkins	INDIANAPOLIS IN	ATTEND UNITED STATES DISTANCE LEARNING ASSOCIATION NATIONAL CONFERENCE	1,874	100000
Jonathan Jones	GERMANTOWN TN	ATTEND MEETING WITH STUDENT	25	100000
Jonathan Jones	BRIGHTON TN	CONDUCT COUNSELOR DROP OFFS AND ATTEND MEETINGS	135	100000
Jonathan Jones	VARIOUS TN	HIGH SCHOOL VISITS AND INTERVIEWING CANDIDATES	157	100000
Jonathan Jones	VARIOUS TN	HIGH SCHOOL VISITS AND GET2 COLLEGE LUNCHEON	66	100000
Jonathan Jones	MEMPHIS TN	CONDUCT HIGH SCHOOL VISITS AND ATTEND COLLEGE FAIRS	582	100000
Jonathan Jones	VARIOUS TN	CONDUCT HIGH SCHOOL VISITS AND ATTEND COLLEGE FAIRS	205	100000
Jonathan Jones	VARIOUS AR	ATTEND COLLEGE FAIRS AND CONDUCT HIGH SCHOOL VISITS	179	100000
Jonathan Jones	STARKVILLE MS	ASSIST WITH CAMPUS VISITS AND ORIENTATION	312	100000
Jonathan Jones	MISSISSIPPI STATE MS	ASSIST WITH ON CAMPUS ACTIVITIES	158	100000
Jonathan Jones	SENATOBIA MS	ATTEND SIGNING DAYS AT CENTER HILL AND SENATOBIA HIGH SCHOOL	76	100000
Jonathan Jones	CLARKSDALE MS	CONDUCT HIGH SCHOOL VISITS AND ATTEND COLLEGE FAIRS	112	100000
Jonathan Jones	VARIOUS TN & MS	CONDUCT HIGH SCHOOL VISITS	138	100000
Jonathan Jones	VARIOUS TN & AR	CONDUCT HIGH SCHOOL VISITS	132	100000

**OUT-OF-STATE TRAVEL  
FISCAL YEAR 2020**

Mississippi State University (265-00)

Name of Agency

Note: All expenditures recorded on this form must be totaled and said total must agree with the out-of-state travel amount indicated for FY 2018 on Form Mbr-1, line 1.A.2.b.

Employee's Name	Destination	Purpose	Travel Cost	Funding Source
Jonathan Jones	OLIVE BRANCH MS	ATTEND AWARDS NIGHT AT HERNANDO HIGH AND SIGNING DAYS AT LAKE CORMORANT AND OLIVE BRANCH HIGH	81	100000
Jonathan Jones	VARIOUS TN & AR	CONDUCT HIGH SCHOOL VISITS	115	100000
Jonathan Jones	VARIOUS TN & MS	CONDUCT HIGH SCHOOL VISITS, ATTEND STUDENT RECRUITING EVENT, AND MEET WITH PARENT	109	100000
Jonathan Jones	SOUTHAVEN MS	CONDUCT HIGH SCHOOL VISITS AND ATTEND STUDENT RECRUITING EVENT	107	100000
Jonathan Jones	COLLIERVILLE TN	CONDUCT HIGH SCHOOL VISITS, ATTEND COLLEGE FAIR, AND MEET WITH STUDENT	122	100000
Jonathan Jones	GERMANTOWN TN	CONDUCT HIGH SCHOOL VISITS	118	100000
Jonathan Jones	STARKVILLE MS	ATTEND TEAM TRAINING	255	100000
Jonathan Jones	VARIOUS TN	RECRUITING	83	100000
Jonathan Jones	VARIOUS TN & MS	ASSIST IN CAMPUS OFFICE, CONDUCT HIGH SCHOOL VISITS, ATTEND NASHVILLE COUNSELOR LUNCHEON	228	100000
Jonathan Jones	MISSISSIPPI STATE MS	ATTEND COLLEGE FAIR	179	100000
Jonathan Jones	VARIOUS MS	CONDUCT HIGH SCHOOL VISITS	117	100000
Jonathan Jones	HERNANDO MS	ATTEND COLLEGE FAIR AT COAHOMA COMMUNITY COLLEGE AND CONDUCT HIGH SCHOOL VISITS	96	100000
Jonathan Jones	MISSISSIPPI STATE MS	CONDUCT HIGH SCHOOL VISITS AND ASSIST ON CAMPUS	270	100000
Jonathan Jones	VARIOUS TN & MS	CONDUCT HIGH SCHOOL VISIT AND MEET WITH STUDENTS	105	100000
Jonathan Jones	OXFORD MS	ATTENDING BOYS STATE COLLEGE FAIR	60	100000
Jonathan Jones	MEMPHIS TN	CONDUCT HIGH SCHOOL VISITS AND ATTEND MEMPHIS NATIONAL ASSOCIATION FOR COLLEGE ADMISSION COUNSELING COLLEGE FAIR	71	100000
Jonathan Jones	HERNANDO MS	CONDUCT HIGH SCHOOL VISITS AND ATTEND MEMPHIS COUNSELOR LUNCHEON	110	100000
Jonathan Jones	COLDWATER MS	ATTEND AWARDS CEREMONY AT INDEPENDENCE HIGH SCHOOL	49	100000
Jonathan Jones	FRANKLIN TN	ATTEND COUNSELOR LUNCHEON	51	100000
Jonathan Jones	SOUTHAVEN MS	CONDUCT HIGH SCHOOL VISITS	135	100000

**OUT-OF-STATE TRAVEL  
FISCAL YEAR 2020**

Mississippi State University (265-00)

Name of Agency

Note: All expenditures recorded on this form must be totaled and said total must agree with the out-of-state travel amount indicated for FY 2018 on Form Mbr-1, line 1.A.2.b.

<b>Employee's Name</b>	<b>Destination</b>	<b>Purpose</b>	<b>Travel Cost</b>	<b>Funding Source</b>
Jonathan Jones	MISSISSIPPI STATE MS	ASSIST WITH PRESIDENTIAL/PROVOST INTERVIEWS AND IN THE OFFICE	101	100000
Jonathan Tucker	ORLANDO FL	ATTEND NATIONAL COUNCIL OF UNIVERSITY RESEARCH ADMINISTRATORS FINANCIAL RESEARCH ADMINISTRATION & PRE-AWARD RESEARCH ADMINISTRATION CONFERENCE	1,121	100000
Joni Seitz	NEW ORLEANS LA	ATTEND CONFERENCE ON ADULT LEARNER ENROLLMENT	1,121	100000
Jordan Creviston	CHICAGO IL	ATTEND NATIONAL ASSOCIATION FOR SCHOOL PSYCHOLOGY	150	100000
Jordan Cummins-Parker	ORLANDO FL	ATTEND THIRTEENTH INTERNATIONAL CHARGE SYNDROME CONFERENCE 2017	200	100000
Jordan Cummins-Parker	CHICAGO IL	ATTEND 2018 NATIONAL ASSOCIATION FOR SCHOOL PSYCHOLOGY	250	100000
Jordan Ramsey	LOUISVILLE KY	ATTEND ASSOCIATION OF COLLEGE AND UNIVERSITY AUDITORS MID-YEAR CONFERENCE FOR TRAINING AND WORK ON CONTINUING PROFESSIONAL EDUCATION CREDITS	1,390	100000
Jordan Ramsey	BATON ROUGE LA	ATTEND SOUTHEASTERN CONFERENCE INTERNAL AUDIT DIRECTOR'S MEETING	379	100000
Joseph Breen	TUSCALOOSA AL	CONDUCT COMMUNITY COLLEGE FELLOWSHIP AND EDUCATIONAL POLICY PROGRAM	89	100000
Joseph Breen	ATLANTA GA	MEET WITH SOUTHERN REGIONAL EDUCATION BOARD	598	100000
Joseph Logan	MIAMI FL	ATTEND CAMPUS ATHLETICS FACILITIES SUMMIT 2017	782	100000
Joshualyn West	HUNTSVILLE AL	ATTEND FAMILIES MEETING	57	100000
Joshualyn West	HUNTSVILLE TN	CONDUCT COURTESY VISITS	171	100000
Joshualyn West	FLORENCE AL	ATTEND COLLEGE FAIR		100000
Joshualyn West	DECATUR AL	ATTEND COLLEGE FAIR	91	100000
Joshualyn West	JACKSONVILLE FL	ATTEND COLLEGE FAIR	769	100000
Joshualyn West	CHATTANOOGA TN	ATTEND COLLEGE FAIR	93	100000
Joshualyn West	FAYETTEVILLE TN	CONDUCT PRIVATE VISITS	103	100000
Joshualyn West	CHATTANOOGA TN	ATTEND COLLEGE FAIR AND CONDUCT PRIVATE VISIT	59	100000
Joshualyn West	HUNTSVILLE AL	ATTEND COLLEGE FAIR AND CONDUCT PRIVATE VISIT	124	100000

**OUT-OF-STATE TRAVEL  
FISCAL YEAR 2020**

Mississippi State University (265-00)

Name of Agency

Note: All expenditures recorded on this form must be totaled and said total must agree with the out-of-state travel amount indicated for FY 2018 on Form Mbr-1, line 1.A.2.b.

<b>Employee's Name</b>	<b>Destination</b>	<b>Purpose</b>	<b>Travel Cost</b>	<b>Funding Source</b>
Joshualyn West	VARIOUS AL	ATTEND COLLEGE FAIR AND CONDUCT PRIVATE VISIT	96	100000
Joshualyn West	CHATTANOOGA TN	ATTEND COLLEGE FAIR AND CONDUCT PRIVATE VISIT	85	100000
Joshualyn West	CHATTANOOGA TN	ATTEND COLLEGE FAIR	52	100000
Joshualyn West	STARKVILLE MS	ASSIST WITH CAMPUS VISITS AND ORIENTATION	473	100000
Joshualyn West	BIRMINGHAM AL	ATTEND ALABAMA ASSOCIATION OF COLLEGIATE REGISTRARS AND ADMISSIONS OFFICERS CONFERENCE	51	100000
Joshualyn West	HUNTSVILLE AL	PARTICIPATE IN PANEL AT COLLEGE WORKSHOP	21	100000
Joshualyn West	STARKVILLE MS	ATTEND TEAM TRAINING	353	100000
Joshualyn West	BRILLIANT AL	ATTEND AWARDS PROGRAMS	206	100000
Joshualyn West	BIRMINGHAM AL	ATTEND AMERICAN COLLEGE TESTING ENROLLMENT MANAGEMENT WORKSHOP	133	100000
Joshualyn West	NEW ORLEANS LA	ATTEND SOUTHERN ASSOCIATION FOR COLLEGE ADMISSION COUNSELING CONFERENCE	198	100000
Joshualyn West	VARIOUS AL	CONDUCT PRIVATE VISITS AND ATTEND SCHOLARSHIP MEETINGS	77	100000
Joshualyn West	DECATUR AL	CONDUCT HIGH SCHOOL VISITS AND FAMILY MEETINGS	64	100000
Joshualyn West	FAYETTEVILLE TN	ATTEND AWARDS PROGRAM	41	100000
Joshualyn West	CHATTANOOGA TN	ATTEND CHATTANOOGA COAST TO COAST COLLEGE FAIR AND CONDUCT HIGH SCHOOL VISITS	20	100000
Joshualyn West	VARIOUS AL	RECRUITING	74	100000
Joshualyn West	VARIOUS AL	CONDUCT PRIVATE VISIT AND ATTEND COLLEGE FAIRS	71	100000
Joshualyn West	CHATTANOOGA TN	ATTEND COLLEGE FAIRS	858	100000
Joshualyn West	VARIOUS AL	CONDUCT HIGH SCHOOL VISITS	124	100000
Joshualyn West	VARIOUS AL	CONDUCT PRIVATE VISITS AND SCHOLARSHIP MEETINGS	77	100000
Joshualyn West	DECATUR AL	ATTEND AWARDS PROGRAMS	161	100000
Joshualyn West	HARVEST AL	RECRUITING	5	100000
Joshualyn West	MUSCLE SHOALS AL	CONDUCT VISITS WITH PHI THETA KAPPA STUDENTS AT NORTHWEST SHOALS-MUSCLE SHOALS CAMPUS AND VARIOUS OTHER VISITS	128	100000

**OUT-OF-STATE TRAVEL  
FISCAL YEAR 2020**

Mississippi State University (265-00)

Name of Agency

Note: All expenditures recorded on this form must be totaled and said total must agree with the out-of-state travel amount indicated for FY 2018 on Form Mbr-1, line 1.A.2.b.

<b>Employee's Name</b>	<b>Destination</b>	<b>Purpose</b>	<b>Travel Cost</b>	<b>Funding Source</b>
Joshualyn West	MUSCLE SHOALS AL	ATTEND MEETING, TRANSFER PANEL, AND CONDUCT PRIVATE VISITS	164	100000
Joshualyn West	VARIOUS AL	ATTENDED COLLEGE FAIRS, MEETINGS, AND CONDUCT PRIVATE VISIT	30	100000
Joshualyn West	CHATTANOOGA TN	ATTEND AWARDS PROGRAM	27	100000
Joshualyn West	CHATTANOOGA TN	ATTEND COLLEGE FAIRS	127	100000
Joshualyn West	STARKVILLE MS	ASSIST WITH PRESIDENTIAL/PROVOST INTERVIEWS	28	100000
Joy Smith	STARKVILLE MS	ASSIST WITH CAMPUS VISITS AND ORIENTATION	64	100000
Joy Smith	STARKVILLE MS	ASSIST WITH ON CAMPUS INTERVIEWS	68	100000
Joy Smith	STARKVILLE MS	ASSIST WITH ORIENTATION	465	100000
Joy Smith	WESLEY CHAPEL FL	ATTEND 10TH ANNUAL FLORIDA HIGHER EDUCATION SUMMIT	99	100000
Joy Smith	ORLANDO FL	CONDUCT MEETINGS WITH FAMILIES	249	100000
Joy Smith	VARIOUS FL	CONDUCT PRIVATE VISITS AND ATTEND COLLEGE FAIRS	229	100000
Joy Smith	VARIOUS FL	CONDUCT MEETINGS WITH FAMILIES	75	100000
Joy Smith	STARKVILLE MS	ASSIST ON CAMPUS AND NORTH MISSISSIPPI REPRESENTATIVES WITH SIGNING DAYS AND AWARDS CEREMONIES	276	100000
Joy Smith	MIAMI FL	ATTEND FLORIDA ASSOCIATION OF COLLEGE ADMISSIONS TOUR FAIRS IN THE MIAMI AREA AND CONDUCT PRIVATE VISITS WITH OUR TOP SCHOOLS IN THE AREA	1,327	100000
Joy Smith	ORLAND FL	RECRUITING	55	100000
Joy Smith	TAMPA FL	CONDUCT FAMILY MEETINGS AND PRIVATE SCHOOL VISITS	211	100000
Joy Smith	ORLANDO FL	ATTEND STUDENT MEETINGS	34	100000
Joy Smith	JACKSONVILLE FL	ATTEND FLORIDA ASSOCIATION OF COLLEGIATE REPRESENTATIVES ADMISSIONS OFFICERS COLLEGE FAIR	718	100000
Joy Smith	STARKVILLE MS	ASSIST ON CAMPUS AND WITH PHI THETA KAPPA ORIENTATION	336	100000
Joy Smith	DADE CITY FL	CONDUCT HIGH SCHOOL VISITS AND ATTEND FAMILY MEETING	35	100000
Joy Smith	ORLANDO FL	CONDUCT FAMILY MEETINGS AND INFORMATION MEETINGS	46	100000

**OUT-OF-STATE TRAVEL  
FISCAL YEAR 2020**

Mississippi State University (265-00)

Name of Agency

Note: All expenditures recorded on this form must be totaled and said total must agree with the out-of-state travel amount indicated for FY 2018 on Form Mbr-1, line 1.A.2.b.

<b>Employee's Name</b>	<b>Destination</b>	<b>Purpose</b>	<b>Travel Cost</b>	<b>Funding Source</b>
Joy Smith	ORLANDO FL	CONDUCT FAMILY MEETINGS	87	100000
Joy Smith	ORLANDO FL	CONDUCT STUDENT MEETINGS	43	100000
Joy Smith	JACKSONVILLE FL	CONDUCT FAMILY MEEINGS	396	100000
Joy Smith	COOPER CITY FL	ATTEND COLLEGE FAIR AND CONDUCT FAMILY MEETINGS	485	100000
Joy Smith	VARIOUS FL	CONDUCT PRIVATE AND FAMILY MEETINGS	175	100000
Joy Smith	ORLANDO FL	CONDUCT HIGH SCHOOL VISITS AND FAMILY MEETINGS	71	100000
Joy Smith	TAMPA FL	ATTEND NATIONAL ASSOCIATION OF COLLEGE ADMISSIONS COUNSELORS FAIR AND MEET WITH PROSPECTIVE STUDENTS	211	100000
Joy Smith	GAINESVILLE FL	ATTEND COLLEGE FAIRS	856	100000
Joy Smith	ORLANDO FL	ATTEND CAMPUS TRAINING	409	100000
Joy Smith	ORLANDO FL	CONDUCT ROUTINE SCHOOL VISITS	166	100000
Joy Smith	TAMPA FL	ATTEND COLLEGE FAIRS	379	100000
Joy Smith	OKEECHOBEE FL	ATTEND COLLEGE FAIRS	593	100000
Joy Smith	VARIOUS FL	ATTEND COLLEGE FAIRS AND CONDUCT PRIVATE VISITS	132	100000
Joy Smith	ORLANDO FL	ATTEND COUNSELOR LUNCHEON	1,387	100000
Joy Smith	VARIOUS FL	ATTEND COLLEGE FAIR AND CONDUCT PRIVATE VISITS	376	100000
Joy Smith	JACKSONVILLE FL	CONDUCT PRIVATE VISITS	813	100000
Judith Spencer	CHICAGO IL	ATTEND SOCIETY FOR HUMAN RESOURCES MANAGEMENT ANNUAL CONFERENCE	2,879	100000
Judith Spencer	CHARLESTON SC	ATTEND COLLEGE AND UNIVERSITY PROFESSIONAL ASSOCIATION CONFERENCE	1,101	100000
Judkins Williams	TUSCALOOSA AL	ATTEND COLLEGE FAIR	156	100000
Judkins Williams	DENVER CO	ATTEND NATIONAL ASSOCIATION OF COLLEGE COUNSELOR'S CONFERENCE	1,101	100000
Judy Shaw	SAN DIEGO CA	ATTEND PROFESSIONAL ASSOCIATION FOR HUMAN RESOURCES CONFERENCE	2,871	100000
Julia Kraker	NASHVILLE TN	ATTEND ANNUAL COUNCIL ON TEACHING OF FOREIGN LANGUAGES CONFERENCE	779	100000
Julia Osman	RENO NV	ATTEND WESTERN SOCIETY FRENCH HISTORY CONFERENCE	1,347	100000



**OUT-OF-STATE TRAVEL  
FISCAL YEAR 2020**

Mississippi State University (265-00)

Name of Agency

Note: All expenditures recorded on this form must be totaled and said total must agree with the out-of-state travel amount indicated for FY 2018 on Form Mbr-1, line 1.A.2.b.

<b>Employee's Name</b>	<b>Destination</b>	<b>Purpose</b>	<b>Travel Cost</b>	<b>Funding Source</b>
Julia Rester	SAN DIEGO CA	ATTEND PROFESSIONAL ASSOCIATION FOR HUMAN RESOURCES CONFERENCE	3,015	100000
Julius Nukpezah	WASHINGTON DC	ATTEND ASSOCIATION FOR BUDGETING AND FINANCIAL MANAGEMENT CONFERENCE	1,291	100000
Julius Nukpezah	NEW ORLEANS LA	ATTEND SOUTHERN POLITICAL SCIENCE ASSOCIATION CONFERENCE	1,001	100000
Junfeng Ma	CHICAGO IL	ATTEND DIGITAL MANUFACTURING AND DESIGN INNOVATION WORKSHOP	1,265	100000
Juston Gantt	LITTLE ROCK AR	ATTEND K-9 TRAINING	1,458	100000
Kaitlin Crepps	BALTIMORE MD	ATTEND SEND OFF PARTY AND ALUMNI EVENT	1,408	100000
Kaitlin Crepps	KATY TX	ATTEND SUMMER SEARCH PROGRAM	49	100000
Kaitlin Crepps	GREENVILLE SC	ATTEND NATIONAL ASSOCIATION FOR COLLEGE ADMISSION CONSELING CONFERENCE	2,519	100000
Kaitlin Crepps	VARIOUS VA	CONDUCT HIGH SCHOOL VISITS	55	100000
Kaitlin Crepps	WASHINGTON DC	ATTEND COLLEGE FAIRS AND HIGH SCHOOL VISITS	132	100000
Kaitlin Crepps	ATLANTA GA	ATTEND COUNSELOR LUNCHEONS	1,870	100000
Kaitlin Crepps	GREENSBORO NC	ATTEND COLLEGE FAIRS AND CONDUCT HIGH SCHOOL VISITS	827	100000
Kaitlin Crepps	ARLINGTON VA	CONDUCT HIGH SCHOOL VISITS	22	100000
Kaitlin Crepps	VARIOUS NJ	ATTEND COLLEGE FAIRS AND HIGH SCHOOL VISITS	1,226	100000
Kaitlin Crepps	STARKVILLE MS	ASSIST WITH NEW STUDENT ORIENTATION AND CAMPUS VISIT PROGRAM	870	100000
Kaitlin Crepps	VILLANOVA PA	ATTEND PHI THETA KAPPA HONORS INSTITUTE FAIR	178	100000
Kaitlin Crepps	SACRAMENTO CA	ATTEND SOUTHEASTERN CONFERENCE ROADTOUR COLLEGE FAIRS AND COUNSELOR PRESENTATIONS	59	100000
Kaitlin Crepps	VARIOUS VA	CONDUCT HIGH SCHOOL VISITS	92	100000
Kaitlin Crepps	VARIOUS MD	CONDUCT HIGH SCHOOL VISITS	86	100000
Kaitlin Crepps	VARIOUS MD & VA	CONDUCT HIGH SCHOOL VISITS	190	100000
Kaitlin Crepps	EAST RUTHERFORD NJ	ATTEND COLLEGE FAIRS	693	100000
Kaitlin Crepps	STARKVILLE MS	ASSIST WITH CAMPUS VISIT PROGRAM	931	100000

**OUT-OF-STATE TRAVEL  
FISCAL YEAR 2020**

Mississippi State University (265-00)

Name of Agency

Note: All expenditures recorded on this form must be totaled and said total must agree with the out-of-state travel amount indicated for FY 2018 on Form Mbr-1, line 1.A.2.b.

<b>Employee's Name</b>	<b>Destination</b>	<b>Purpose</b>	<b>Travel Cost</b>	<b>Funding Source</b>
Kaitlin Crepps	VARIOUS VA	CONDUCT HIGH SCHOOL VISITS AND ATTEND COLLEGE FAIRS	772	100000
Kaitlin Crepps	PHILADELPHIA PA	CONDUCT STUDENT MEET-UP WITH DR. HYATT	75	100000
Kaitlin Crepps	RICHMOND VA	ATTEND COLLEGE FAIRS AND CONDUCT HIGH SCHOOL VISITS	646	100000
Kaitlin Crepps	STARKVILLE MS	ATTEND TEAM TRAINING	173	100000
Kaitlin Crepps	VARIOUS MD	RECRUITING AND CONDUCT HIGH SCHOOL VISITS	87	100000
Kaitlin Crepps	VARIOUS VA	CONDUCT HIGH SCHOOL VISITS	324	100000
Kaitlin Crepps	WOODBIDGE VA	CONDUCT HIGH SCHOOL VISITS AND ATTEND COUNSELOR LUNCHEONS	76	100000
Kaitlin Crepps	CHARLOTTE NC	ATTEND NATIONAL ASSOCIATION FOR COLLEGE ADMISSION COUNSELING FAIRS AND CONDUCT HIGH SCHOOL VISITS	2,580	100000
Kaitlin Crepps	SACRAMENTO CA	ATTEND SOUTHEASTERN CONFERENCE ROADTOUR, COLLEGE FAIRS AND COUNSELOR LUNCHEONS	1,639	100000
Kali Dunlap	INDIANAPOLIS IN	ATTEND UNITED STATES DISTANCE LEARNING ASSOCIATION NATIONAL CONFERENCE	1,843	100000
Karen Crow	ATLANTA GA	ATTEND AMERICAN MANAGEMENT ASSOCIATION MEETING	1,129	100000
Karen Crow	ORLANDO FL	ATTEND CARNEGIE HIGHER EDUCATION MARKETING CONFERENCE	1,404	100000
Karen Crow	NEW ORLEANS LA	ATTEND CONFERENCE ON ADULT LEARNER ENROLLMENT MANAGEMENT	1,223	100000
Karen Crow	MONTGOMERY AL	ATTEND ALABAMA FUTURE FARMERS OF AMERICA 2018 CONVENTION	343	100000
Karen Davidson	ATLANTA GA	ATTEND NORTH AMERICAN SERIALS INTEREST GROUP CONFERENCE	432	100000
Karen Robinson	CHARLOTTE NC	ATTEND AMERICAN COLLEGE COUNSELING ASSOCIATION CONFERENCE	1,426	100000
Kasee Stratton-Gadke	MIAMI FL	ATTEND ASSOCIATION OF BEHAVIOR ANALYSIS INTERNATIONAL CONFERENCE	400	100000
Katarzyna Gallo	AUBURN AL	ATTEND INTERNATIONAL WRITING ACROSS CURRICULUM CONFERENCE	796	100000

**OUT-OF-STATE TRAVEL  
FISCAL YEAR 2020**

Mississippi State University (265-00)

Name of Agency

Note: All expenditures recorded on this form must be totaled and said total must agree with the out-of-state travel amount indicated for FY 2018 on Form Mbr-1, line 1.A.2.b.

Employee's Name	Destination	Purpose	Travel Cost	Funding Source
Katherine Corban	ATLANTA GA	ATTEND AMERICAN MARKETING ASSOCIATION CONFERENCE	1,283	100000
Katherine Flowers	KANSAS CITY MO	PRESENT AT CONFERENCE ON COLLEGE COMPOSITION AND COMMUNICATION	203	100000
Katherine Johnson	ORLANDO FL	ATTEND THIRTEENTH CHARGE CONFERENCE 2017	200	100000
Katherine Richey	ST. LOUIS MO	ATTEND NATIONAL ACADEMIC ADVISING ASSOCIATION CONFERENCE	146	100000
Katherine Richey	PINE MOUNTAIN GA	ATTEND NATIONAL ACADEMIC ADVISING ASSOCIATION REGION 4 CONFERENCE	787	100000
Kathleen Alley	TAMPA FL	ATTEND LITERACY RESEARCH ASSOCIATION CONFERENCE	600	100000
Kathy Johnsey	NEW ORLEANS LA	ATTEND SOCIETY RESEACH ADMINISTRATIONS INTERNATIONAL CONFERENCE	66	100000
Kayleigh Few	AUBURN AL	ATTEND INTERNATIONAL WRITING ACROSS CURRICULUM CONFERENCE	849	100000
Kecia Johnson	PHILADELPHIA PA	ATTEND AMERICAN SOCIETY OF CRIMINOLOTY ANNUAL MEETING	1,000	100000
Keely McCulla	CHICAGO IL	ATTEND NATIONAL ASSOCIATION FOR SCHOOL PSYCHOLOGISTS CONFERENCE	46	100000
Kelley Wamsley	ATLANTA GA	ATTEND INTERNATIONAL POULTRY SCIENTIFIC FORUM	754	100000
Kelli Bradford	PHILADELPHIA PA	ATTEND NATIONAL ASSOCIATION STUDENT PERSONNEL ADMINISTRATOR CONFERENCE	1,694	100000
Kelly Atwood	SAN FRANCISCO CA	ATTEND MASTER OF BUSINESS ADMINISTRATION CAREER SERVICES CONFERENCE	2,690	100000
Kelly Atwood	SAN ANTONIO TX	ATTEND SOUTHERN ASSOCIATION OF COLLEGES AND EMPLOYERS ANNUAL CONFERENC	1,342	100000
Kelly Atwood	ST LOUIS MO	ATTEND NATIONAL ASSOCIATION OF COLLEGES EMPLOYERS SYMPOSIUM	1,227	100000
Kelsey Stewart	ST. LOUIS MO	ATTEND MIDWEST SOUTHERN SOCIETY OF RESEARCH ADMINISTRATORS MEETING	1,491	100000
Kenneth Gartman	LAS VEGAS NV	ATTEND INFOCOMM CONFERENCE	1,569	100000
Kenneth Gartman	ATLANTA GA	ATTEND CRESTON 301 TRAINING	853	100000
Kenneth McKinney	HARVEST AL	ATTEND FINANCIAL AID DAY AT SPARKMAN HIGH SCHOOL	14	100000
Kenneth Spencer	SAN ANTONIO TX	ATTEND COMPUTER AIDED DISPATCH SYSTEMS CONFERENCE	1,611	100000

**OUT-OF-STATE TRAVEL  
FISCAL YEAR 2020**

Mississippi State University (265-00)

Name of Agency

Note: All expenditures recorded on this form must be totaled and said total must agree with the out-of-state travel amount indicated for FY 2018 on Form Mbr-1, line 1.A.2.b.

<b>Employee's Name</b>	<b>Destination</b>	<b>Purpose</b>	<b>Travel Cost</b>	<b>Funding Source</b>
Kenya Cistrunk	LOS ANGELES CA	ATTEND 19TH ANNUAL FAMILIES AND FATHERS NATIONAL CONFERENCE	1,607	100000
Kevin Anderson	NASHVILLE TN	ATTEND DRUPALCON 2018	2,633	100000
Kevin Edelblute	ORLANDO FL	ATTEND NATIONAL ASSOCIATION OF COLLEGE AND UNIVERSITY BUSINESS OFFICERS 2018 FACILITIES AND ADMINISTRATIVE RATES - LONG FORM CONFERENCE	1,025	100000
Kevin Edelblute	GAINESVILLE FL	ATTEND SOUTHEASTERN CONFERENCE CONTROLLER'S MEETING	503	100000
Kevin Edelblute	FORT WORTH TX	ATTEND SOUTHERN ASSOCIATION OF COLLEGE AND UNIVERSITY BUSINESS OFFICERS ANNUAL MEETING AND BOARD MEETING	1,481	100000
Kevin Edelblute	ORLANDO FL	ATTEND UNIVERSITY RISK MANAGEMENT INSURANCE ASSOCIATION CONFERENCE	1,386	100000
Kimberly Kavalsky	ATLANTA GA	ATTEND AMERICAN COUNSELING ASSOCIATION CONFERENCE	1,270	100000
Kimberly Kelly	ATLANTA GA	TRANSPORT STUDENTS TO ATTEND SOCIOLOGISTS FOR WOMEN IN SOCIETY MEETING	127	100000
Kimberly Kelly	NEW ORLEANS LA	PRESENT AT SOUTHERN SOCIOLOGICAL SOCIETY ANNUAL MEETING	856	100000
Kimberly Peoples	CHICAGO IL	ATTEND NATIONAL WOMEN STUDIES ASSOCIATION CONFERENCE 2017	300	100000
Kimberly Peoples	SAVANNAH GA	PRESENT AT ASSOCIATION FOR SPECIALIST IN GROUP WORK CONFERENCE	500	100000
Kimberly Thomas	DENVER CO	ATTEND SOCIETY OF CERTIFIED EMPLOYEE BENEFIT SPECIALISTS SYMPOSIUM	1,965	100000
Kimberly Thomas	PHOENIX AZ	ATTEND TEACHERS INSURANCE AND ANNUITY ASSOCIATION FORUM 2018: DIFFERENCE MAKERS	325	100000
Kimberly Walters	WASHINGTON DC	ATTEND TECHNOLOGY IN COLLEGE MATHEMATICS CONFERENCE	145	100000
Kristin Boyce	MEMPHIS TN	ATTEND MEMPHIS BALLET	165	100000
Kristin Boyce	NEW ORLEANS LA	ATTEND AMERICAN SOCIETY FOR AESTHETICS ANNIVERSARY MEETING	140	100000
Kristin Boyce	NEW YORK NY	ATTEND DANCE AND THEATER PERFORMANCES	1,786	100000

**OUT-OF-STATE TRAVEL  
FISCAL YEAR 2020**

Mississippi State University (265-00)

Name of Agency

Note: All expenditures recorded on this form must be totaled and said total must agree with the out-of-state travel amount indicated for FY 2018 on Form Mbr-1, line 1.A.2.b.

<b>Employee's Name</b>	<b>Destination</b>	<b>Purpose</b>	<b>Travel Cost</b>	<b>Funding Source</b>
Lacy Dean	ORLANDO FL	ATTEND TREASURY INSTITUTE HIGHER EDUCATION TAX-EXEMPT BOND CONFERENCE	1,641	100000
Lakiesha Williams	PHOENIX AZ	ATTEND LEAD21 PROGRAM WORKSHOP	886	100000
Lakiesha Williams	BATON ROUGE LA	ATTEND ADVISORY COUNCIL MEETING	570	100000
Lakiesha Williams	NEW ORLEANS LA	ATTEND CAREER DAY	834	100000
Lamiaa El Fassi	WASHINGTON DC	VISITING UNITED STATES CONGRESS REQUESTING CONTINUED FEDERAL FUNDING	540	100000
Lara Dodds	LOS ANGELES CA	PARTICIPATE IN ANNUAL MEETING OF SHAKESPEARE ASSOCIATION OF AMERICA	1,370	100000
Lara Dodds	NEW ORLEANS LA	PRESENT AT ANNUAL MEETING OF RENAISSANCE SOCIETY OF AMERICA	295	100000
LaShundra Townsend	NEW ORLEANS LA	ATTEND ADMINISTRATIVE RESEARCH CONFERENCE	1,136	100000
Laura Dunn	PHILADELPHIA PA	ATTEND STUDENT AFFAIRS ADMINISTRATORS IN HIGHER EDUCATION CONFERENCE	1,424	100000
Laura McClellan	WASHINGTON DC	ATTEND AMERICAN ANTHROPOLOGICAL ASSOCIATION CONFERENCE	450	100000
Lauren Meyers	CHICAGO IL	ATTEND NATIONAL ASSOCIATION FOR SCHOOL PSYCHOLOGIST	46	100000
Lauren Porter	NEW ORLEANS LA	CONDUCT PRIVATE VISIT	300	100000
Lauren Porter	ENTERPRISE AL	ATTEND ALABAMA REGIONAL CONFERENCE	199	100000
Lauren Porter	KANSAS CITY MO	ATTEND PHI THETA KAPPA CATALYST	990	100000
Leah Pylate	WASHINGTON DC	ATTEND ASSOCIATION OF RECOVERY IN HIGHER EDUCATION CONFERENCE	1,762	100000
Leann Markham	SAN DIEGO CA	ATTEND ELLUCIAN LIVE 2018 CONFERENCE	1,459	100000
Leanna Baldner	MEMPHIS TN	ATTEND ROUTINE MEETINGS	20	100000
Leanna Baldner	MEMPHIS TN	CONDUCT COUNSELOR VISITS AND STUDENT MEETINGS	147	100000
Leigh Hailey	WASHINGTON DC	ATTEND COUNCIL FOR ACCREDITATION OF EDUCATOR PREPARATION CONFERENCE	1,876	100000
Leonard Taylor	CHATTANOOGA TN	ATTEND SOUTHERN ASSOCIATION COLLEGE STUDENT AFFAIRS ANNUAL CONFERENCE	227	100000

**OUT-OF-STATE TRAVEL  
FISCAL YEAR 2020**

Mississippi State University (265-00)

Name of Agency

Note: All expenditures recorded on this form must be totaled and said total must agree with the out-of-state travel amount indicated for FY 2018 on Form Mbr-1, line 1.A.2.b.

<b>Employee's Name</b>	<b>Destination</b>	<b>Purpose</b>	<b>Travel Cost</b>	<b>Funding Source</b>
Lesia Ervin	PHOENIX AZ	ATTEND ASSOCIATION OF COLLEGE & UNIVERSITY AUDITORS FOR TRAINING	902	100000
Lesia Ervin	BATON ROUGE LA	ATTEND SOUTHEASTERN CONFERENCE AUDIT DIRECTORS AND CHIEF AUDIT EXECUTIVE MEETING	693	100000
Leslie Burger	BATON ROUGE LA	CHAPERONE MISSISSIPPI WILDLIFE SOCIETY CONFERENCE TRIP	421	100000
Leslie Chang	BATON ROUGE LA	ATTEND NATIONAL ASSOCIATION OF ACADEMIC ATHLETICS ADVISORS CONFERENCE	138	100000
Leslie Voller	NATIONAL HARBOR MD	ATTEND ASSOCIATION FOR DEVELOPMENTAL EDUCATION CONFERENCE	690	100000
Li Zhang	PHOENIX AZ	ATTEND SPECIAL LIBRARIES ASSOCIATION ENGINEERING DIVISION BOARD	166	100000
Linda Cornelious	WASHINGTON DC	ATTEND COUNCIL FOR ACCREDITATION OF EDUCATOR PREPARATION CONFERENCE	1,897	100000
Lindsay Pace	MCCOMB IL	ATTEND SIGMA TAU DELTA ENGLISH GRADUATE ORGANIZATION	24	100000
Lindsey Peterson	MORGANTOWN WV	ATTEND SOUTHERN DEMOGRAPHICS ASSOCIATION ANNUAL CONFERENCE	1,000	100000
Lindsey Stallings	STARKVILLE MS	ASSIST WITH INTERVIEWS	89	100000
Lindsey Stallings	SEATTLE WA	CONDUCT SOUTHEASTERN CONFERENCE FALL TOUR SITE VISITS	367	100000
Lindsey Stallings	STARKVILLE MS	ASSIST ON CMAPUS	138	100000
Linkan Bian	HUNTSVILLE AL	ATTEND MICROELECTRONICS ASSEMBLY AND PACKAGING SOCIETY CONFERENCE	630	100000
Linkan Bian	HOUSTON TX	ATTEND INSTITUTE FOR OPERATIONS RESEARCH	2,000	100000
Linkan Bian	LOS ANGELES CA	ATTEND THEORETICAL FOUNDATIONS FOR ACCURACY CONTROL WORKSHOP	1,312	100000
Linkan Bian	GAITHERSBURG MD	ATTEND NATIONAL INSTITUTE OF STANDARDS CONFERENCE	1,551	100000
Lisa Gooden-Hunley	HOUSTON TX	ATTEND LIFE 2017 EMPLOYER EVENT	1,347	100000
Lisa Gooden-Hunley	SAN ANTONIO TX	ATTEND 2017 SOUTHERN ASSOCIATION OF COLLEGES AND EMPLOYERS CONFERENCE	1,196	100000

**OUT-OF-STATE TRAVEL  
FISCAL YEAR 2020**

Mississippi State University (265-00)

Name of Agency

Note: All expenditures recorded on this form must be totaled and said total must agree with the out-of-state travel amount indicated for FY 2018 on Form Mbr-1, line 1.A.2.b.

<b>Employee's Name</b>	<b>Destination</b>	<b>Purpose</b>	<b>Travel Cost</b>	<b>Funding Source</b>
Lisa Gooden-Hunley	CHARLESTON SC	ATTEND COOPERATIVE EDUCATION AND INTERNATIONAL ASSOCIATION CONFERENCE	1,142	100000
Lisa Noffsinger	DESTIN FL	ATTEND 2017 US POULTRY AND EGG ASSOCIATION ANNUAL WOMEN LEADERSHIP	476	100000
Lisa Noffsinger	ATLANTA GA	SERVE ON UNITED STATES POULTRY & EGG ASSOCIATION PLANNING COMMITTEE	714	100000
Logan Johnson	MCCOMB IL	ATTEND SIGMA TAU DELTA ENGLISH GRADUATE ORGANIZATION CONFERENCE	496	100000
Logan Link	WASHINGTON DC	ATTEND NATIONAL ASSOCIATION OF ACADEMIC PROFESSIONALS CONVENTION	1,153	100000
Lori Ball	BIRMINGHAM AL	ATTEND ALABAMA YOUTH LEADERSHIP DEVELOPMENT PROGRAM LUNCHEON	203	100000
Lori Ball	TUSCALOOSA AL	ATTEND MISSISSIPPI/ALABAMA AMERICAN COLLEGE TESTING COUNCIL MEETING	98	100000
Lori Staggs	ST. LOUIS MO	SOCIETY OF RESEARCH ADMINISTRATORS INTERNATIONAL	1,953	100000
Lorie White	ST LOUIS MO	ATTEND SOUTHERN MEETING OF THE SOCIETY OF RESEARCH ADMINISTRATORS	1,400	100000
Luellyn Switzer	DENVER CO	ATTEND UNIVERSITY AND COLLEGE COUNSELING DIRECTORS CONFERENCE	1,283	100000
Lyla Garner	RICHMOND VA	ATTEND UNIVERSITY AND PROFESSIONAL CONTINUING EDUCATION CONFERENCE	1,532	100000
Lyla Garner	BALTIMORE MD	ATTEND UNIVERSITY AND PROFESSIONAL CONTINUING EDUCATION ANNUAL MEETING	1,642	100000
Lynda Moore	PINE MOUNTAIN GA	ATTEND NATIONAL ACADEMIC ADVISING ASSOCIATION REGION 4	412	100000
Lyndsay Fairchild	CHICAGO IL	ATTEND NATIONAL ASSOCIATION OF SCHOOL PSYCHOLOGIST CONFERENCE	250	100000
M. LaDonne Delgado	ATHENS GA	CONDUCT VISIT TO UNIVERSITY OF GEORGIA AND GEORGIA TECH UNIVERSITIES	198	100000
Mackenzie Gunn	MANSFIELD GA	ATTEND CONSERVATION LEADERS FOR TOMORROW MEETING	82	100000
Madhurima Musser	ATLANTA GA	ATTEND NATIONAL ASSOCIATION FOR EDUCATION OF YOUNG CHILDREN CONFERENCE	473	100000

**OUT-OF-STATE TRAVEL  
FISCAL YEAR 2020**

Mississippi State University (265-00)

Name of Agency

Note: All expenditures recorded on this form must be totaled and said total must agree with the out-of-state travel amount indicated for FY 2018 on Form Mbr-1, line 1.A.2.b.

<b>Employee's Name</b>	<b>Destination</b>	<b>Purpose</b>	<b>Travel Cost</b>	<b>Funding Source</b>
Madison Lessley	WASHINGTON DC	ATTEND LIBRARY OF CONGRESS MEETING	879	100000
Margaret Hagerman	NEW ORLEANS LA	PRESENT AT SOUTHERN SOCIOLOGICAL SOCIETY ANNUAL MEETING	427	100000
Margaret Hagerman	MINNEAPOLIS MN	ATTEND SOCIETY FOR RESEARCH ON ADOLESCENCE CONFERENCE	435	100000
Margaret Powell	CHICAGO IL	ATTEND NATIONAL ASSOCIATION OF SCHOOL PSYCHOLOGIST ANNUAL CONFERENCE	250	100000
Margaret Powell	MIAMI FL	ATTEND ASSOCIATION OF BEHAVIOR ANALYSIS INTERNATIONAL CONFERENCE	250	100000
Margaret Ralston	SAN FRANCISCO CA	ATTEND ASSOCIATION OF GERONOTOLOGY & GERIATRIC CONFERENCE	1,000	100000
Marian Chancellor	ATLANTA GA	ATTEND AMERICAN MANAGEMENT ASSOCIATION SEMINAR	1,322	100000
Marian Chancellor	ORLANDO FL	ATTEND ONLINE LEARNING CONSORTIUM ACCELERATE 2017 CONFERENCE	1,990	100000
Marian Chancellor	NORFOLK VA	CONDUCT GOVERNMENT TECHNOLOGY EXHIBIT SERIES FOR PERSONNEL OF ARMY	1,101	100000
Marian Chancellor	WASHINGTON DC	ATTEND SUMMIT FOR ONLINE LEADERSHIP AND ADMINISTRATION ROUNDTABLE	2,007	100000
Marie Allsopp	CLAYTON MO	ATTEND NUTRITION AND DIETETIC EDUCATOR AND PRECEPTORS REGIONAL MEETING	500	100000
Marilda O'Bryant	ST. LOUIS MO	ATTEND SOCIETY OF RESEARCH ADMINISTRATORS INTERNATIONAL CONFERENCE	552	100000
Mark Hersey	DALLAS TX	ATTEND SOUTHERN HISTORICAL ASSOCIATION ANNUAL MEETING	695	100000
Mark Hersey	AUBURN AL	CONDUCT RESEARCH TUSKEGEE	614	100000
Mark Jimerson	NASHVILLE TN	RECRUITING-AMERICAN FARM BUREAU FEDERATION CONVENTION	764	100000
Mark Jimerson	MONTGOMERY AL	RECRUITING	371	100000
Mark Jimerson	HUNTSVILLE AL	RECRUITING	290	100000
Mark Jimerson	NORFOLK VA	RECRUITING LANGLEY AIR FORCE BASE	1,290	100000
Mark Jimerson	JEKYLL ISLAND GA	ATTEND DISTANCE LEARNING ADMINISTRATION CONFERENCE	1,623	100000



**OUT-OF-STATE TRAVEL  
FISCAL YEAR 2020**

Mississippi State University (265-00)

Name of Agency

Note: All expenditures recorded on this form must be totaled and said total must agree with the out-of-state travel amount indicated for FY 2018 on Form Mbr-1, line 1.A.2.b.

<b>Employee's Name</b>	<b>Destination</b>	<b>Purpose</b>	<b>Travel Cost</b>	<b>Funding Source</b>
Mark Keenum	DESTIN FL	ATTEND SOUTHEASTERN CONFERENCE EXECUTIVE COMMITTEE MEETING	1,024	100000
Mark Keenum	WASHINGTON DC	ATTEND CONGRESSIONAL MEMBERS AND STAFF MEETINGS	2,263	100000
Mark Keenum	DESTIN FL	ATTEND MSU DONOR, ALUMNI, AND FOUNDATION BOARD MEMBER DINNER MEETING	24	100000
Mark Keenum	NEW ORLEANS LA	ATTEND FOUNDATION BOARD WORKSHOP	201	100000
Mark Keenum	WASHINGTON DC	ATTEND CONGRESSIONAL MEMBERS AND STAFF MEETINGS	10	100000
Mark Keenum	ABERDEEN SD	ACCOMPANY MISSISSIPPI DONORS	957	100000
Mark Keenum	WASHINGTON DC	ATTEND FOUNDATION FOR FOOD AND AGRICULTURE RESEARCH BOARD MEETING	509	100000
Mark Keenum	WASHINGTON DC	ATTEND FOUNDATION FOR FOOD AND AGRICULTURE RESEARCH BOARD MEETING	15	100000
Mark Keenum	NEW ORLEANS LA	ATTEND MSU DONORS MEETINGS	2,365	100000
Mark Keenum	NEW YORK CITY NY	ATTEND SOUTHEASTERN CONFERENCE ESPN MEETINGS	3,296	100000
Mark Keenum	HOUSTON TX	ATTEND EXXON MSU EVENT	116	100000
Mark Keenum	WASHINGTON DC	ATTEND FOUNDATION FOR FOOD AND AGRICULTURE RESEARCH MEETINGS	1,330	100000
Mark Keenum	ATLANTA GA	ATTEND COLLEGE FOOTBALL PLAYOFF BOARD OF MANAGERS MEETING	805	100000
Mark Keenum	WASHINGTON DC	ATTEND FOUNDATION FOR FOOD & AGRICULTURE RESEARCH MEETINGS	10	100000
Mark Keenum	NASHVILLE TN	ATTEND SOUTHEASTERN CONFERENCE PRESIDENTS MEETING	370	100000
Mark Keenum	NASHVILLE TN	ATTEND SOUTHEASTERN CONFERENCE WOMEN'S BASKETBALL TOURNAMENT	726	100000
Mark Keenum	NASHVILLE TN	ATTEND SOUTHEASTERN CONFERENCE PRESIDENT'S MEETING	40	100000
Mark Keenum	WASHINGTON DC	ATTEND FOUNDATION FOR FOOD AND AGRICULTURE RESEARCH BOARD MEETINGS	384	100000
Mark Keenum	WASHINGTON DC	ATTEND FOUNDATION FOR FOOD & AGRICULTURE RESEARCH BOARD MEETINGS	10	100000

**OUT-OF-STATE TRAVEL  
FISCAL YEAR 2020**

Mississippi State University (265-00)

Name of Agency

Note: All expenditures recorded on this form must be totaled and said total must agree with the out-of-state travel amount indicated for FY 2018 on Form Mbr-1, line 1.A.2.b.

<b>Employee's Name</b>	<b>Destination</b>	<b>Purpose</b>	<b>Travel Cost</b>	<b>Funding Source</b>
Marshall Smith	KNOXVILLE TN	ATTEND SEC COMMUNITY ENGAGEMENT MEETING	1,109	100000
Marshall Smith	BIRMINGHAM AL	ATTEND 2017 ENGAGEMENT SCHOLARSHIP CONSORTIUM CONFERENCE	662	100000
Marshall Smith	COLLEGE STATION TX	ATTEND INSPIRE CONFERENCE	27	100000
Martha Coleman	ATLANTA GA	ATTEND COSUGI CONFERENCE	114	100000
Marvin Rice	WASHINGTON DC	ATTEND COMMISSION ON ACCREDITATION OF LAW ENFORCEMENT CONFERENCE	2,354	100000
Marvin Rice	ATHENS GA	ATTEND REPRESENTATIVES MEETING	8	100000
Marvin Rice	PHILADELPHIA PA	ATTEND INTERNATIONALLY POLICE CHIEF CONFERENCE	2,645	100000
Marvin Rice	ORLANDO FL	ATTEND NATIONAL SPORTS EVENT MANAGEMENT TRAINING	700	100000
Marvin Rice	ORLANDO FL	ATTEND NATIONAL SPORTS EVENT MANAGEMENT TRAINING	4	100000
Marvin Rice	ROGERS AR	ATTEND INTERNATIONAL ASSOCIATION OF CAMPUS LAW ENFORCEMENT CONFERENCE	419	100000
Marvin Rice	AUBURN AL	SEC POLICE CHIEFS AND EMERGENCY MANAGERS CONFERENCE	309	100000
Mary Ann Jones	ATLANTA GA	ATTEND NORTH AMERICAN SERIALS INTEREST GROUP CONFERENCE	551	100000
Mary North	HUNTSVILLE AL	RECRUITMENT FAIR FOR HUNTSVILLE CITY SCHOOL & MADISON COUNTY SCHOOLS	309	100000
Mary North	AUGUSTA GA	RECRUITING	1,289	100000
Mary North	NASHVILLE TN	ATTEND RECRUITMENT FAIRS	583	100000
Mary North	MEMPHIS TN	ATTEND MEMPHIS AREA COLLEGE NIGHT	212	100000
Mary North	MEMPHIS TN	FAYETTE ACADEMY AGRICULTURAL PRESENTATION	197	100000
Mary North	SLIDELL LA	CONDUCT PRESENTATIONS AT VARIOUS HIGH SCHOOLS IN LOUISIANA	151	100000
Mary North	NASHVILLE TN	ATTEND NATIONAL FUTURE FARMERS OF AMERICA CONFERENCE	1,826	100000
Mary North	ATLANTA GA	ATTEND HUNTSVILLE MAROON AND WHITE NIGHT ATLANTA COUNSELOR LUNCHEON	464	100000

**OUT-OF-STATE TRAVEL  
FISCAL YEAR 2020**

Mississippi State University (265-00)

Name of Agency

Note: All expenditures recorded on this form must be totaled and said total must agree with the out-of-state travel amount indicated for FY 2018 on Form Mbr-1, line 1.A.2.b.

<b>Employee's Name</b>	<b>Destination</b>	<b>Purpose</b>	<b>Travel Cost</b>	<b>Funding Source</b>
Mary North	FRANKLIN TN	ATTEND NASHVILLE PROSPECT STUDENT MARRON AND WHITE NIGHT	190	100000
Mary North	SLIDELL LA	ATTEND AND SPEAK WITH NORTSHORE HIGH SCHOOL	155	100000
Mary North	MEMPHIS TN	ATTEND JONES COUNTY JUNIOR COLLEGE FAIR	192	100000
Mary North	NEW ORLEANS LA	SOUTHERN ASSOCIATION OF COLLEGE ADMISSIONS COUNSELING CONFERENCE	1,153	100000
Mary North	CHATTANOOGA TN	SOUTHERN ASSOCIATION OF COLLEGE ADMISSIONS COUNSELING CONFERENCE	804	100000
Mary North	NASHVILLE TN	RECRUITING AT NASHVILLE NATIONAL COLLEGE FAIR	884	100000
Mary North	MONTGOMERY AL	ATTEND ALABAMA STATE FUTURE FARMERS AMERICAN CONVENTION	340	100000
Mary Peeples	WILLIAMSBURG VA	ATTEND NATIONAL COUNCIL OF UNIVERSITY RESEARCH ADMINISTRATORS REGION III SPRING MEETING	842	100000
Mary Vaughn	CINCINNATI OH	ATTEND NATIONAL COLLEGE TESTING ASSOCIATION CONFERENCE	1,347	100000
Mashala Pulliam	SLIDELL LA	ATTEND BUSINESS STAFF MEETING AT STENNIS SPACE CENTER	189	100000
Mashala Pulliam	ST. LOUIS MO	ATTEND MIDWEST SOUTHERN SECTION SOCIETY RESEARCH ADMINISTRATOR MEETING	1,386	100000
Matthew Ferrigno	ORLANDO FL	ATTEND THIRTEENTH INTERNATIONAL CHARGE SYNDROME CONFERENCE 2017	200	100000
Matthew Ferrigno	MIAMI FL	ATTEND ASSOCIATION FOR BELIVER ANALYSIS PRESENTATION INTERNATIONAL	250	100000
Matthew Ferrigno	CHICAGO IL	ATTEND NATIONAL ASSOCIATION FOR SCHOOL PSYCHOLOGISTS	250	100000
Matthew Lavine	KALAMAZOO MI	ATTEND WESTERN MICHIGAN MEDICAL HUMANITIES CONFERENCE	1,138	100000
Megan Anderson	ORLANDO FL	ATTEND INTERNATIONAL CHARGE SYNDROME CONFERENCE 2017	200	100000
Megan Anderson	MIAMI FL	ATTEND ASSOCIATION FOR BEHAVIOR ANALYSIS INTERNATIONAL	250	100000
Megan Anderson	CHICAGO IL	ATTEND NATIONAL ASSOCIATION SCHOOL OF PSYCHOLOGIST	146	100000

**OUT-OF-STATE TRAVEL  
FISCAL YEAR 2020**

Mississippi State University (265-00)

Name of Agency

Note: All expenditures recorded on this form must be totaled and said total must agree with the out-of-state travel amount indicated for FY 2018 on Form Mbr-1, line 1.A.2.b.

<b>Employee's Name</b>	<b>Destination</b>	<b>Purpose</b>	<b>Travel Cost</b>	<b>Funding Source</b>
Megan Artz	BALTIMORE MD	ATTEND NATIONAL SECURITY AGENCY RECRUITMENT PARTNER DAY	99	100000
Megan Artz	CHARLESTON SC	ATTEND COOPERATIVE EDUCATION AND INTERNSHIP ASSOCIATION CONFERENCE	1,724	100000
Megan Artz	ST. LOUIS MO	ATTEND NATIONAL ASSOCIATION OF COLLEGES AND EMPLOYEES COMPETENCY	1,118	100000
Megan Berry	JACKSONVILLE FL	ATTEND 2017 TAXSLAYER BOWL	878	100000
Melanie Elsenbroek	CHICAGO IL	ATTEND NATIONAL ASSOCIATION FOR SCHOOL PSYCHOLOGIST CONFERENCE	150	100000
Melanie McQuirter	PHOENIX AZ	ATTEND COLLEGE AND UNIVERSITY AUDITORS ANNUAL CONFERENCE	1,720	100000
Melanie Stearns	VARIOUS PA	ATTEND 2017 ANNUAL AMERICAN PSYCHOLOGICAL ASSOCIATION CONFERENCE	200	100000
Melanie Walsh	CHICAGO IL	ATTEND ASSOCIATION FOR COUNSELOR EDUCATION AND SUPERVISION CONFERENCE	150	100000
Melinda Bailey	ORLANDO FL	ATTEND 2017 ONLINE LEARNING CONSORTIUM ACCELERATE CONFERENCE	1,765	100000
Melinda Bailey	INDIANAPOLIS IN	ATTEND UNITED STATES DISTANCE LEARNING ASSOCIATION NATIONAL CONFERENCE	1,857	100000
Melinda Matherne	ATLANTA GA	ATTEND ADVANCED ADOBE PREMIERE CLASS	893	100000
Melissa Inmon	NEW ORLEANS LA	ATTEND THE 2018 REGIONS COMMERCIAL CARD USER FORUM	81	100000
Melody Dale	ATHENS GA	CONDUCT UNIVERSITY OF GEORGIA AND GEORGIA TEACH LIBRARIES VISIT	194	100000
Melody Dale	CLEVELAND OH	ATTEND FIRST YEAR EXPERIENCE CONFERENCE	788	100000
Meredith Jackson	PHILADELPHIA PA	ATTEND EDUCAUSE 2017 ANNUAL CONFERENCE	1,624	100000
Meredith Jackson	SAN DIEGO CA	ELLUCIAN LIVE CONFERENCE	1,699	100000
Michael Berk	HIGHLAND NC	ATTEND SCHOOL OF ARCHITECTURE COUNCIL EXECUTIVE ANNUAL MEETING	486	100000
Michael Berk	FAYETTEVILLE AR	CONDUCT 3RD YEAR DESIGN REVIEW MEETING	337	100000
Michael Berk	NEW YORK NY	ATTEND SCHOOL OF ARCHITECTURE ALUMNI RECEPTION	2,591	100000

**OUT-OF-STATE TRAVEL  
FISCAL YEAR 2020**

Mississippi State University (265-00)

Name of Agency

Note: All expenditures recorded on this form must be totaled and said total must agree with the out-of-state travel amount indicated for FY 2018 on Form Mbr-1, line 1.A.2.b.

<b>Employee's Name</b>	<b>Destination</b>	<b>Purpose</b>	<b>Travel Cost</b>	<b>Funding Source</b>
Michael Black	SAN ANTONIO TX	ATTEND FIRST-YEAR EXPERIENCE ANNUAL CONFERENCE	407	100000
Michael Kardos	TAMPA FL	ATTEND ASSOCIATION OF WRITERS AND WRITING PROGRAMS CONVENTION	997	100000
Michael Ketchum	FORT WORTH TX	ATTEND SOUTHERN ASSOCIATION OF COLLEGE AND UNIVERSITY BUSINESS OFFICERS ANNUAL MEETING	1,151	100000
Michael Nadorff	DENVER CO	CONDUCT PSYCHOLOGY GRADUATE PRGRAM RECRUITING AT U OF DENVER	563	100000
Michael Nadorff	NASHVILLE TN	ATTEND COUNCIL OF UNIVERSITY DIRECTORS OF CLINICAL PSYCHOLOGY CONFEREN	604	100000
Michael Seymour	BLACKSBURG VA	CONDUCT CONFERENCE PRESENTATION	943	100000
Michelle Garraway	BIRMINGHAM AL	ATTEND 2018 GULF SOUTH SUMMIT	348	100000
Michelle Tait	PITTSBURGH PA	ATTEND COLLEGE READING AND LEARNING ASSOCIATION CONFERENCE	1,823	100000
Miller Kinstley	MEMPHIS TN	ATTEND ANNUAL MIDSOUTH FARM AND GIN SHOW	75	100000
Mindy Wolfe	VARIOUS AL	ATTEND CALHOUN COMMUNITY COLLEGE TRANSFER FAIRS	351	100000
Mindy Wolfe	KANSAS CITY MO	ATTEND PHI THETA KAPPA CATALYST	1,762	100000
Mindy Wolfe	BIRMINGHAM AL	ATTEND LAWSON STATE COMMUNITY COLLEGE TRANSFER FAIRS	124	100000
Mindy Wolfe	HEBER SPRINGS AR	ATTEND ARKANSAS STATE UNIVERSITY TRANSFER FAIRS	399	100000
Mindy Wolfe	BENTONVILLE AR	NORTHWEST ARKANSAS COMMUNITY COLLEGE TRANSFER FAIR	525	100000
Mindy Wolfe	POINT CLEAR AL	ATTEND MISSISSIPPI MANUFACTURERS ASSOCIATION ANNUAL CONFERENCE	795	100000
Misty Nabors	FORT WORTH TX	ATTEND SOUTHERN ASSOCIATE INSTITUTIONAL RESEARCH CONFERENCE 2017	1,104	100000
Mitchell Berman	PHILADELPHIA PA	ATTEND INTERNATIONAL SOCIETY OR STUDY OF SELF-INJURY CONFERENCE	1,658	100000
Mitchell Berman	BALTIMORE MD	ATTEND M-PLUS STATISTICAL TRAINING	968	100000
Mohammad Sepehrifar	LOUISVILLE KY	ATTEND SOUTH REGIONAL COUNCIL ON STATISTICE BUSINESS MEETING	1,041	100000

**OUT-OF-STATE TRAVEL  
FISCAL YEAR 2020**

Mississippi State University (265-00)

Name of Agency

Note: All expenditures recorded on this form must be totaled and said total must agree with the out-of-state travel amount indicated for FY 2018 on Form Mbr-1, line 1.A.2.b.

<b>Employee's Name</b>	<b>Destination</b>	<b>Purpose</b>	<b>Travel Cost</b>	<b>Funding Source</b>
Mohsen Razzaghi	AMHERST MA	ATTEND SOILS, SEDIMENTS, WATER AND ENERGY CONFERENCE	1,685	100000
Mohsen Razzaghi	LOUISVILLE KY	ATTEND SOUTH REGIONAL COUNCIL STATISTICS BUSINESS MEETING	1,050	100000
Mohsen Razzaghi	SAN DIEGO CA	ATTEND AMERICAN MATHEMATICAL SOCIETY JOINT MEETING	1,824	100000
Mohsen Razzaghi	MINNEAPOLIS MN	ATTEND INSTITUTE FOR MATHEMATICS & ITS APPLICATIONS	267	100000
Molly Zuckerman	WASHINGTON DC	ATTEND AMERICAN ANTHROPOLOGICAL ASSOCIATION CONFERENCE	450	100000
Montelleo Hobley	JACKSONVILLE FL	ATTEND ASSOCIATION FOR STUDENT CONDUCT ADMINISTRATION CONFERENCE	1,564	100000
Morgan Dorr	SAN DIEGO CA	ATTEND ASSOICATION FOR BEHAVIORAL AND COGNITIVE THERAPIES CONFERENCE	200	100000
Narada Bombuwala Dewage	ORLANDO FL	ATTEND PITTCON CONFERENCE	174	100000
Natalie Young	ORLANDO FL	ATTEND PRE-AWARD RESEARCH ADMINISTRATION 2018 CONFERENCE	1,705	100000
NaToya Sanders	MEMPHIS TN	ATTEND NATIONAL CONFERENCE ON MINORITY AND FACULTY RETENTION	848	100000
Nelson Olivier	ROSWELL GA	ATTEND GENETEC SECURITY TRAINING	1,141	100000
Nelson Olivier	ATHENS GA	ATTEND VIDEO SURVEILLANCE SYSTEMS TRAINING	371	100000
Nelson Olivier	ATHENS GA	ATTEND ACCESS CONTROL SYSTEM TRAINING	327	100000
Nelson Olivier	LAS VEGAS NV	ATTEND TRAINING CONFERENCE	1,267	100000
Nicholas Coe	NASHVILLE TN	ATTEND K9 CONFERENCE	132	100000
Nicholas Coe	LITTLE ROCK AR	OBTAIN K-9 RECERTIFICATION	687	100000
Nicholas Fitzkee	TALLAHASSEE FL	RECRUITING AT TUSKEGEE AND UNIVERSITY OF SOUTH ALABAMA	689	100000
Nicholas Fitzkee	PENSACOLA FL	RECRUITING	316	100000
Nicholas Fitzkee	GETTYSBURG PA	PRESENT AT GETTYSBURG COLLEGE	111	100000
Nicki Reeder	POPLARVILLE MS	ATTEND POPLARVILLE HIGH SCHOOL'S AWARDS NIGHT AT PEARL RIVER CENTRAL COMMUNITY COLLEGE	52	100000

**OUT-OF-STATE TRAVEL  
FISCAL YEAR 2020**

Mississippi State University (265-00)

Name of Agency

Note: All expenditures recorded on this form must be totaled and said total must agree with the out-of-state travel amount indicated for FY 2018 on Form Mbr-1, line 1.A.2.b.

<b>Employee's Name</b>	<b>Destination</b>	<b>Purpose</b>	<b>Travel Cost</b>	<b>Funding Source</b>
Nicki Reeder	NEW ORLEANS LA	ATTEND SOUTHERN ASSOCIATION FOR COLLEGE ADMISSION COUNSELING CONFERENCE	986	100000
Nicki Reeder	BATON ROUGE LA	ATTEND COLLEGE FAIRS AND CONDUCT PRIVATE VISITS	168	100000
Nicki Reeder	NEW ORLEANS LA	ATTEND COLLEGE FAIRS AND CONDUCT PRIVATE VISITS	882	100000
Nicki Reeder	NEW ORLEANS LA	CONDUCT PRIVATE SCHOOL VISITS AND COLLEGE FAIRS	465	100000
Nicki Reeder	GRETNA LA	CONDUCT COLLEGE FAIRS AND PRIVATE VISITS	171	100000
Nicki Reeder	BATON ROUGE LA	ATTEND COLLEGE FAIR	201	100000
Nicole Harper	NASHVILLE TN	ATTEND CARNEGIE DARTLETT CONFERENCE	569	100000
Norma Craig	NEW ORLEAN LA	PUBLIC AGENCY TRAINING COUNCIL SEMINAR	349	100000
Olivia Kesler	ORLANDO FL	ATTEND THIRTEENTH CHARGE SYNDROME CONFERENCE 2017	200	100000
Oscar Barnes	SAN DIEGO CA	ATTEND ELLUCIAN LIVE 2018 CONFERENCE	1,693	100000
Pamela Wasson	DALLAS TX	ATTEND RECEPTION FOR SOUTHERN HISTORICAL ASSOCIATION	1,128	100000
Patricia Cunetto	PITTSBURGH PA	VISIT A DONOR OF THE LIBRARY	1,047	100000
Patricia Matthes	ATLANTA GA	ATTEND ASSOCIATION OF SOUTHEASTERN RESEARCH LIBRARIES CONFERENCE	884	100000
Patrick Felton	BIRMINGHAM AL	ATTEND 2017 SEC FOOTBALL MEDIA DAYS	163	100000
Patrick Jenkins	NASHVILLE TN	ATTEND K9 CONFERENCE	600	100000
Patrick Jenkins	LITTLE ROCK AR	OBTAIN K-9 RECERTIFICATION	705	100000
Patrick Jenkins	ROGERS AR	ATTEND INTERNATIONAL ASSOCIATION OF CAMPUS LAW ENFORCEMENT CONFERENCE	105	100000
Paul Binford	FLORENCE AL	ATTEND ALABAMA COUNCIL FOR THE SOCIAL STUDIES	277	100000
Paul Binford	KENNESAW GA	PRESENT AT YOUNG ADULT LITERATURE CONFERENCE	650	100000
Paul Huddleston	ATHENS GA	CONDUCT VISIT TO LIBRARIES AT UNIVERSITY OF GEORGIA AND GEORGIA TECH	268	100000
Paul Weaver	ATLANTA GA	ATTEND 2018 NATIONAL AMERICAN SERIALS INTEREST GROUP CONFERENCE	610	100000
Peggy Hopper	ALBUQUERQUE NM	ATTEND NATIONAL GEOGRAPY EDUCATION CONFERENCE	1,056	100000

**OUT-OF-STATE TRAVEL  
FISCAL YEAR 2020**

Mississippi State University (265-00)

Name of Agency

Note: All expenditures recorded on this form must be totaled and said total must agree with the out-of-state travel amount indicated for FY 2018 on Form Mbr-1, line 1.A.2.b.

<b>Employee's Name</b>	<b>Destination</b>	<b>Purpose</b>	<b>Travel Cost</b>	<b>Funding Source</b>
Peggy Hopper	DENVER CO	ATTEND NATIONAL FIELD EXPERIENCE CONFERNECE	600	100000
Peter De Gabriele	ORLANDO FL	ATTEND ANNUAL MEETING OF AMERICAN SOCIETY FOR EIGHTEENTH CENTURY STUDY	527	100000
Peter Messer	BURLINGTON VT	CONDUCT RESEARCH AT UNIVERSITY OF VERMONT	1,311	100000
Peter Ryan	FT COLLINS CO	ATTEND 2017 SOCIETY FOR THERIOGENOLOGY CONFERENCE	895	100000
Peter Ryan	PALM BEACH CA	ATTEND UNIVERSITY LEADERSHIP SUMMIT 2017 CONFERENCE	1,085	100000
Peter Ryan	BATON ROUGE LA	ATTEND FALL 2017 SEC ACADEMIC LEADERSHIP DEVELOPMENT PROGRAM WORKSHOP	67	100000
Peter Ryan	ATLANTA GA	ATTEND SOUTHEASTERN CONFERENCE ACADEMIC LEADERSHIP DEVELOPMENT	589	100000
Peter Ryan	AUBURN AL	ATTEND SOUTHEASTERN CONFERENCE ACADEMIC LEADERSHIP DEVELOPMENT	66	100000
Peyton Sammons	INDIANAPOLIS IN	ATTEND FUTURE FARMERS OF AMERICAN CONVENTION	132	100000
Philip Moss	GARDENDALE AL	CONDUCT HIGH SCHOOL VISITS	109	100000
Philip Moss	WETUMPKA AL	ROUTINE TRAVEL	910	100000
Philip Moss	VARIOUS AL	ATTEND AWARDS PROGRAMS	75	100000
Philip Moss	VARIOUS AL	RECRUITING	239	100000
Philip Moss	STARKVILLE MS	ATTEND MID-YEAR MEETINGS	582	100000
Philip Moss	VARIOUS AL	RECRUITING	163	100000
Philip Moss	VARIOUS AL	ATTEND COLLEGE FAIRS AND AWARDS PROGRAMS	178	100000
Philip Moss	VARIOUS AL	ATTEND TRANSFER AND LOCAL FAIRS	236	100000
Philip Moss	VARIOUS AL	RECRUITING	141	100000
Philip Moss	VARIOUS AL	ATTEND JUNIOR COLLEGE FAIRS	89	100000
Philip Moss	VARIOUS AL	CONDUCT HIGH SCHOOL VISITS	85	100000
Philip Moss	CHATTANOOGA TN	ATTEND TWO COLLEGE FAIRS	225	100000
Philip Moss	VARIOUS AL	RECRUITING	73	100000
Philip Moss	VARIOUS AL	ATTEND AWARDS PROGRAMS	487	100000
Qiana Cutts	NEW YORK NY	ATTEND AMERICAN EDUCATION RESEARCH ASSOCIATION CONFERENCE	1,151	100000
Rachael Formel	CHICAGO IL	ATTEND NAITONAL ASSOCIATION FOR SCHOOL PSYCHOLOGIST	46	100000



**OUT-OF-STATE TRAVEL  
FISCAL YEAR 2020**

Mississippi State University (265-00)

Name of Agency

Note: All expenditures recorded on this form must be totaled and said total must agree with the out-of-state travel amount indicated for FY 2018 on Form Mbr-1, line 1.A.2.b.

<b>Employee's Name</b>	<b>Destination</b>	<b>Purpose</b>	<b>Travel Cost</b>	<b>Funding Source</b>
Rachel Barber	BEREA KY	RECRUITMENT	359	100000
Rasheda Boddie-Forbes	PHILADELPHIA PA	ATTEND NATIONAL ASSOCIATION STUDENT PERSONNEL ADMINISTRATOR CONFERENCE	1,945	100000
Rasheda Boddie-Forbes	NEW ORLEANS LA	PREPARING FOR STUDY ABROAD TRIP	71	100000
Raymond Barranco	CHATTANOOGA TN	ATTEND MID SOUTH SOCIOLOGICAL ASSOCIATION CONFERENCE	596	100000
Raymond Wilson	ORLANDO FL	ATTEND MICROSOFT IGNITE 2017 CONFERENCE	2,488	100000
Reatha Linley	NEW ORLEANS LA	ATTEND SOCIETY OF RESEARCH ADMINISTRATORS INTERNATIONAL PROGRAM	519	100000
Rebecca Robichaux-Davis	BATON ROUGE LA	ATTEND MID SOUTH EDUCATIONAL RESEARCH ASSOCIATION MEETING	328	100000
Rebecca Robichaux-Davis	PENSACOLA FL	MID SOUTH EDUCATIONAL RESEARCH ASSOCIATION SPRING BOARD MEETING	1,253	100000
Regina Young Hyatt	WASHINGTON DC	ATTEND ASSOCIATION OF PUBLIC LAND GRANT UNIVERSITIES CONFERENCE	1,537	100000
Regina Young Hyatt	ORLANDO FL	ATTEND 2018 SOUTHEASTERN CHIEF STUDENT AFFAIRS OFFICERS CONFERENCE	1,595	100000
Regina Young Hyatt	PHILADELPHIA PA	ATTEND NATIONAL ASSOCIATION STUDENT PERSONNEL ADMINSTRATORS CONFERENCE	2,697	100000
Regina Young Hyatt	BOSTON MA	ATTEND 2018 NATIONAL ASSOCIATION FOR CAMPUS ACTIVITIES CONFERENCE	619	100000
Regina Young Hyatt	COLUMBUS OH	ATTEND WOMENS FINAL FOUR BASKETBALL TOURNAMENT	696	100000
Regina Young Hyatt	CHICAGO IL	ATTEND SUMMER FORUM	1,413	100000
Renee Anderson	MEMPHIS TN	ATTEND 65TH MID SOUTH FARM AND GIN SHOW ANNUAL	249	100000
Richard Blackburn	SAVANNAH GA	ATTEND COUNCIL OF ACADEMIC DEANS CONFERENCE	1,787	100000
Richard Blackburn	NEW YORK NY	ATTEND ANNUAL AMERICAN EDUCATIONAL RESEARCH ASSOCIATION CONFERENCE	2,063	100000
Richard Lyons	NASHVILLE TN	IRISBOOKS	595	100000
Robert Banik	WASHINGTON DC	ATTEND TECHNOLOGY IN COLLEGE MATHMATEICS CONFERENCE	1,883	100000
Robert Lamb	NEW ORLEANS LA	ATTEND AMERICAN CHEMICAL SOCIETY NATIONAL MEETING	199	100000

**OUT-OF-STATE TRAVEL  
FISCAL YEAR 2020**

Mississippi State University (265-00)

Name of Agency

Note: All expenditures recorded on this form must be totaled and said total must agree with the out-of-state travel amount indicated for FY 2018 on Form Mbr-1, line 1.A.2.b.

<b>Employee's Name</b>	<b>Destination</b>	<b>Purpose</b>	<b>Travel Cost</b>	<b>Funding Source</b>
Robert Long	MONTGOMERY AL	ATTEND ALABAMA CLAY CONFERENCE	578	100000
Robert Merrell	LAFAYETTE LA	ATTEND LOUISIANA/MISSISSIPPI SECTION MEETING	107	100000
Robert Potts	BOSTON MA	ATTEND MEETING WITH SASAKI TO PLAN FUTURE BUILDING PROJECTS	884	100000
Robert Potts	NEW ORLEANS LA	ATTEND SOCIETY OF COLLEGE AND UNIVERSITY PLANNERS PRESENTATION ON COLLEGE VIEW PROJECT	687	100000
Robert Thompson	CHICAGO IL	ATTEND 2017 AGRICULTURAL AND APPLIED ECONOMICS ASSOCIATION MTG	140	100000
Ronald Tiffin	NASHVILLE TN	ATTEND DRUPAL CONFERENCE	1,375	100000
Rosiland Ashford	AUSTIN TX	ATTEND ACADEMIC WORKS CONFERENCE	1,487	100000
Ruschewski Ragland	LAFAYETTE LA	ATTEND LOUISIANA/MISSISSIPPI SECTION MEETING	94	100000
Ruth Quainoo	CHICAGO IL	PARTICIPATE IN CASE STUDY COMPETITION	140	100000
Ryan Colvin	SAN ANTONIO TX	ATTEND 2017 SOUTHERN ASSOCIATION OF COLLEGES AND EMPLOYERS CONFERENCE	1,329	100000
Ryan Semmes	SACRAMENTO CA	ATTEND AMERICAN HISTORIANS CONFERENCE	1,288	100000
Ryan Walker	PENSACOLA BEACH FL	ATTEND THE ASSOCIATION FOR SCIENCE TEACHER EDUCATION	600	100000
Sadik Artunc	LOS ANGELES CA	ATTEND AMERICAN SOCIETY OF LANDSCAPE ARCHITECTS ANNUAL CONFERENCE	2,394	100000
Sadik Artunc	BLACKSBURG VA	ATTEND COUNCIL OF EDUCATORS IN LANDSCAPE ARCHITECTURE CONFERENCE	1,527	100000
Saeed Rokooui	TUCSON AZ	ATTEND AMERICAN COUNCIL FOR CONSTRUCTION EDUCATION MID YEAR MEETING	1,374	100000
Saeed Rokooui	ORLANDO FL	ATTEND INSTITUTE OF INDUSTRIAL AND SYSTEMS ENGINEERS ANNUAL CONFERENCE	1,008	100000
Sandra Powe	ST. LOUIS MO	ATTEND NATIONAL ACADEMIC ADVISING ASSOCIATION CONFERENCE	1,662	100000
Santee Johnson	PORTLAND OR	ATTEND NATIONAL ASSOCIATION OF STUDENT PROFESSIONALS CONFERENCE	1,789	100000

**OUT-OF-STATE TRAVEL  
FISCAL YEAR 2020**

Mississippi State University (265-00)

Name of Agency

Note: All expenditures recorded on this form must be totaled and said total must agree with the out-of-state travel amount indicated for FY 2018 on Form Mbr-1, line 1.A.2.b.

<b>Employee's Name</b>	<b>Destination</b>	<b>Purpose</b>	<b>Travel Cost</b>	<b>Funding Source</b>
Sara Parman	ST LOUIS MO	ATTEND GLOBAL COMMUNITY FOR ACADEMIC ADVISING CONFERENCE	1,625	100000
Sarah Brown	WILLIAMSBURG VA	ATTEND NATIONAL COUNCIL OF RESEARCH ADMINISTRATORS REGION MEETING	1,803	100000
Sarah Craig	PHILADELPHIA PA	ATTEND SOCIETY FOR TEXT AND DISCOURSE CONFERENCE 2017	200	100000
Sarah Hester	NEW ORLEANS LA	ATTEND CREATIVE PRO WEEK CONFERENCE	2,238	100000
Sarah Lewin	MILWAUKEE WI	ATTEND 16TH CENTURY STUDIES CONFERENCE	587	100000
Sarah McCullough	MONTGOMERY AL	ATTEND ALABAMA BOOK FESTIVAL	214	100000
Sarah McCullough	NEWPORT NEWS VA	ATTEND CIVIL WAR TRUST ANNUAL CONFERENCE	1,391	100000
Savannah Trice	ORLANDO FL	ATTEND 2017 THIRTEENTH INTERNATIONAL CHARGE SYNDROME CONFERENCE	200	100000
Savannah Trice	CHICAGO IL	ATTEND NATIONAL ASSOCIATION FOR SCHOOL PSYCHOLOGY	136	100000
Scott Truesdale	NASHVILLE TN	ATTEND AMERICAN COUNCIL ON TEACHING OF FOREIGN LANGUAGES MEETING	475	100000
Scott Willard	BALTIMORE MD	ATTEND AMERICAN SOCIETY OF ANIMAL SCIENCE ANNUAL MEETING	1,379	100000
Scott Willard	DES MOINES IA	ATTEND THE WORLD FOOD PRIZE	187	100000
Scott Willard	ATLANTA GA	ATTEND MINORITIES AGRICULTURE NATURAL RESOURCES AND RELATED SCIENCES	765	100000
Scott Willard	GREENSBORO NC	ATTEND MINORITIES IN AGRICULTURE, NATURAL RESOURCES, & RELATED SCIENCE	1,878	100000
Shalyn Claggett	SAN FRANCISCO CA	PRESENT AT PROFESSIONAL CONFERENCE	1,343	100000
Shameie Haynes	PHOENIX AZ	ATTEND COLLEGES AND UNIVERSITY AUDITORS ASSOCIATION CONFERENCE	1,981	100000
Shantia Yarahmadian	KANSAS CITY MO	ATTEND BIONFORMATICS AND BIOMEDICINE INTERNATIONAL CONFERENCE	725	100000
Sharon Breckenridge	MIAMI FL	ATTEND TEAMDYNAMIX CONFERENCE	1,016	100000
Sheetija Kathuria	ANN ARBOR MI	ATTEND BIENNIAL OFFICIAL REPRESENTATIVE MEETING	932	100000
Sheetija Kathuria	ATLANTA GA	ATTEND OPEN RESEARCHER AND CONTRIBUTOR ROAD SHOW	108	100000

**OUT-OF-STATE TRAVEL  
FISCAL YEAR 2020**

Mississippi State University (265-00)

Name of Agency

Note: All expenditures recorded on this form must be totaled and said total must agree with the out-of-state travel amount indicated for FY 2018 on Form Mbr-1, line 1.A.2.b.

<b>Employee's Name</b>	<b>Destination</b>	<b>Purpose</b>	<b>Travel Cost</b>	<b>Funding Source</b>
Sheetija Kathuria	KNOXVILLE TN	ATTEND COLLECTIVE CONFERENCE	96	100000
Shellie Aultman	KANSAS CITY MO	ATTEND ASTRA CONFERENCE	1,803	100000
Shengtian Wu	CHICAGO IL	ATTEND NATIONAL ASSOCIATION FOR SCHOOL PSYCHOLOGIST	250	100000
Shengtian Wu	MIAMI FL	ATTEND AUTISM CONFERENCE	250	100000
Sheryl Kinard	SCOTTSDALE AZ	ATTEND 2018 CAMPUSCONNECT USER CONFERENCE FOR NELNET BUSINESS SOLUTIONS	573	100000
Shirdonna Lawrence	CHATTANOOGA TN	ATTEND SOUTHERN ASSOCIATION OF COLLEGE STUDENT AFFAIRS CONFERENCE	812	100000
Shirdonna Lawrence	PHILADELPHIA PA	ATTEND NATIONAL ASSOCIATION STUDENT PERSONNEL ADMINISTRATOR CONFERENCE	1,561	100000
Shu Yu Huang	NOTRE DAME IN	ATTEND THIRD INTERNATIONAL FORUM LIGUISTICS AND CHINESE EDUCATION	345	100000
Sidney Salter	ATLANTA GA	ATTEND DISTRICT III ANNUAL CONFERENCE	1,654	100000
Slade Richison	BATON ROUGE LA	ATTEND NATIONAL ASSOCIATION OF ACADEMIC ATHLETIC ADVISORS CONFERENCE	138	100000
Stacy Haynes	PHILADELPHIA PA	ATTEND AMERICAN SOCIETY OF CRIMINOLOGY CONFERENCE	1,036	100000
Stacy Wolfe	MEMPHIS TN	ATTEND TRANSFER FAIR, COUNSELOR LUNCHEON, AND CONDUCT HIGH SCHOOL VISITS	261	100000
Stacy Wolfe	ANDALUSIA AL	ATTEND COVINGTON COUNTY'S FIRST ENGINEERING DAY TO PROMOTE MSU'S COLLEGE OF ENGINEERING TO THEIR TOP 100 10TH, 11TH, AND 12TH GRADERS IN THEIR COUNTY	121	100000
Stephanie Faerber	ORLANDO FL	ATTEND CARNEGIE HIGHER EDUCATION MARKETING CONFERENCE	1,469	100000
Stephanie Faerber	SAN FRANCISCO CA	ATTEND EVENT APART CONFERENCE ON DIGITAL DESIGN	2,130	100000
Stephanie Hall	SAVANNAH GA	ATTEND COLLEGE AND UNIVERESITY BUSINESS OFFICERS FALL WORKSHOP	693	100000
Stephanie Lemley	LAGUARDIA NY	ATTEND AMERICAN EDUCATIONAL RESEARCH ASSOCIATION ANNUAL MEETING	600	100000
Stephanie Neumann	CHICAGO IL	CONDUCT HIGH SCHOOL VISITS AND ATTEND COLLEGE FAIRS	2,061	100000
Stephanie Neumann	HENDRESONVILLE TN	CONDUCT HIGH SCHOOL AND PRIVATE SCHOOL VISITS	189	100000

**OUT-OF-STATE TRAVEL  
FISCAL YEAR 2020**

Mississippi State University (265-00)

Name of Agency

Note: All expenditures recorded on this form must be totaled and said total must agree with the out-of-state travel amount indicated for FY 2018 on Form Mbr-1, line 1.A.2.b.

<b>Employee's Name</b>	<b>Destination</b>	<b>Purpose</b>	<b>Travel Cost</b>	<b>Funding Source</b>
Stephanie Neumann	VARIOUS TN	HIGH SCHOOL VISITS AND PRIVATE VISITS	915	100000
Stephanie Neumann	HENDERSONVILLE TN	ATTEND COLLEGE FAIRS	144	100000
Stephanie Neumann	JACKSON TN	CONDUCT HIGH SCHOOL VISITS AND PRIVATE VISITS	379	100000
Stephanie Neumann	BRENTWOOD TN	CONDUCT HIGH SCHOOL VISITS AND COLLEGE FAIRS	473	100000
Stephanie Neumann	HENDERSONVILLE TN	CONDUCT HIGH SCHOOL VISITS AND PRIVATE VISITS	162	100000
Stephanie Neumann	VARIOUS TN	CONDUCT HIGH SCHOOL VISITS	68	100000
Stephanie Neumann	HENDERSONVILLE TN	CONDUCT HIGH SCHOOL VISITS	171	100000
Stephanie Neumann	VARIOUS MS	CONDUCT HIGH SCHOOL VISITS, ATTEND AWARDS CEREMONIES, AND ASSIST ON CAMPUS	1,073	100000
Stephanie Neumann	CHICAGO IL	ATTEND COLLEGE FAIRS AND CONDUCT HIGH SCHOOL VISITS	1,794	100000
Stephanie Neumann	VARIOUS TN	CONDUCT HIGH SCHOOL VISITS, COLLEGE FAIRS, AND ATTEND STUDENT MEETINGS	235	100000
Stephanie Neumann	VARIOUS TN	CONDUCT HIGH SCHOOL VISITS AND ATTEND STUDENT MEETINGS	197	100000
Stephanie Neumann	VARIOUS TN	CONDUCT HIGH SCHOOL VISITS	122	100000
Stephanie Neumann	VARIOUS TN	CONDUCT HIGH SCHOOL VISITS AND ATTEND STUDENT MEETINGS	568	100000
Stephanie Neumann	VARIOUS TN	CONDUCT HIGH SCHOOL VISITS AND ATTEND COLLEGE FAIRS	444	100000
Stephanie Neumann	VARIOUS TN	CONDUCT HIGH SCHOOL VISITS AND ATTEND COLLEGE FAIRS	174	100000
Stephen Brain	CHICAGO IL	ATTEND ASSOCIATION FOR SLAVIC EASTERN EUROPEAN STUDIES CONFERENCE	1,304	100000
Stephen Cunetto	CAMBRIDGE MA	ATTEND LEADERSHIP INSTITUTE FOR ACADEMIC LIBRARIANS	3,203	100000
Stephen Cunetto	KNOXVILLE TN	ATTEND ASSOCIATION OF SOUTHEASTERN RESEARCH LIBRARIES ANNUAL MEETING	588	100000
Stephen Frederic	ORLANDO FL	ATTEND ASSOCIATION ON INSTITUTIONAL RESEARCH	1,453	100000
Stephen Parrott	SAN DIEGO CA	ATTEND INTERNET2 CONFERENCE	1,571	100000
Stephen Puryear	GRAND BAY AL	ATTEND TENNESSEE TOMBIGBEE CONFERENCE	196	100000
Suede Graham	PHILADELPHIA PA	ATTEND NATIONAL ASSOCIATION OF STUDENT PROFESSIONALS ANNUAL CONFERENCE	526	100000

**OUT-OF-STATE TRAVEL  
FISCAL YEAR 2020**

Mississippi State University (265-00)

Name of Agency

Note: All expenditures recorded on this form must be totaled and said total must agree with the out-of-state travel amount indicated for FY 2018 on Form Mbr-1, line 1.A.2.b.

Employee's Name	Destination	Purpose	Travel Cost	Funding Source
Sumudu Athukorale	CHARLOTTE NC	ATTEND SOUTHEASTERN REGIONAL MEETING AMERICAN CHEMICAL SOCIETY	101	100000
Susan Gilbert	CHICAGO IL	ATTEND ASSOCIATION FOR COUNSELOR EDUCATORS SUPERVISION CONFERENCE	150	100000
Susan Gilbert	WASHINGTON DC	ATTEND SOCIETY FOR STUDY OF EMERGING ADULTHOOD CONFERENCE 2017	350	100000
Susan Johnson	WASHINGTON DC	ATTEND COUNCIL FOR ACCREDITATION OF EDUCATOR PREPARATION CONFERENCE	1,880	100000
Susan Seal	ORLANDO FL	ATTEND ONLINE LEARNING CONSORTIUM ACELERATE	1,684	100000
Susan Seal	DENVER CO	ATTEND WESTERN INTERSTATE COMMISSION FOR HIGHER LEARNING CONFERENCE	1,442	100000
Susan Seal	WASHINGTON DC	ATTEND EDUCATION EXECUTIVE SUMMIT 2018 CONFERENCE	1,630	100000
Susan Seal	WASHINGTON DC	ATTEND SUMMIT FOR ONLINE LEADERSHIP AND ADMINISTRATION ROUNDTABLE	2,021	100000
Suzanne Amadi	PHILADELPHIA PA	ATTEND SOCIETY FOR STUDY OF SELF-INJURY ANNUAL CONFERENCE	663	100000
Sylvia Holley	FORT LAUDERDALE FL	ATTEND STUDENT LOANS RECEIVABLES COLLECTIONS CONFERENCE 2017	1,238	100000
Tabora Cook	BOSTON MA	ATTEND SOUTHEASTERN CONFERENCE TOUR	1,739	100000
Tabora Cook	FAIRHOPE AL	ATTEND LUNCHEON WITH AREA HIGH SCHOOL COUNSELORS	46	100000
Tabora Cook	NASHVILLE TN	RECRUITING	16	100000
Tamara Dimitrijevska Markoski	CHICAGO IL	ATTEND ASSOCIATION FOR PUBLIC POLICY ANALYSIS AND MANAGEMENT CONF	947	100000
Tamara Mahadin	RICHMOND VA	PRESENT AT THE WRITING CENTER OF MISSISSIPPI STATE UNIVERSITY	153	100000
Tamara Mahadin	PHOENIX AR	PRESENT THESIS AT ARIZONA CENTER FOR MEDIEVAL AND RENAISSANCE STUDIES	140	100000
Tanveer Hossain Bhuiyan	HOUSTON TX	ATTEND INSTITUTE FOR OPERATION RESEARCH AND MANAGEMENT MEETING	511	100000
Tawny McCleon	CHICAGO IL	ATTEND NATIONAL ASSOCIATION FOR SCHOOL PSYCHOLOGISTS CONFERENCE	876	100000

**OUT-OF-STATE TRAVEL  
FISCAL YEAR 2020**

Mississippi State University (265-00)

Name of Agency

Note: All expenditures recorded on this form must be totaled and said total must agree with the out-of-state travel amount indicated for FY 2018 on Form Mbr-1, line 1.A.2.b.

<b>Employee's Name</b>	<b>Destination</b>	<b>Purpose</b>	<b>Travel Cost</b>	<b>Funding Source</b>
Taylor Deer	JACKSONVILLE FL	ATTEND ASSOCIATION FOR STUDENT CONDUCT ADMINISTRATION CONFERENCE	1,717	100000
Te Ming Tseng	VERO BEACH FL	ATTEND WEED CONTEST	765	100000
Teresa Jayroe	WASHINGTON DC	ATTEND COUNCIL FOR ACCREDITATION OF EDUCATOR PREPARATION CONFERENCE	1,885	100000
Terezie Mosby	WASHINGTON DC	ATTEND MEETING FOR FISH INNOVATION LAB GRANT PROPOSAL	1,813	100000
Terranecia Henderson	COLLEGE PARK MD	ATTEND NATIONAL CONFERENCE FOR COLLEGE WOMEN STUDENT LEADERS	652	100000
Terri Johnson	ORLANDO FL	ATTEND TREASURY INSTITUTE CONCEPT CONFERENCE	1,784	100000
Terry Wheeler	PROVIDENCE RI	ATTEND COMMISSION ON ACCREDITATION OF LAW ENFORCEMENT CONFERENCE	1,438	100000
Theodore Atkinson	NEW ORLEANS LA	ATTEND REGIONALISM PLACE IN AMERICAN LITERATURE SYMPOSIUM	1,186	100000
Theodore Atkinson	NEW YORK NY	ATTEND MODERN LANGUAGE ASSOCIATION CONVENTION	1,595	100000
Theodore Atkinson	AUSTIN TX	ATTEND SOCIETY FOR STUDY OF LITERATURE CONFERENCE	1,186	100000
Thessalia Merivaki	AUBURN AL	ATTEND ELECTION OF INTEGRITY SYMPOSIUM	112	100000
Thessalia Merivaki	NEW ORLEANS LA	ATTEND SOUTHERN POLITICAL SCIENCE ASSOCIATION CONFERENCE	629	100000
Thomas Bourgeois	BATON ROUGE LA	ATTEND SOUTHEASTERN CONFERENCE EXCHANGE	640	100000
Thomas Bourgeois	ORLANDO FL	ATTEND SOUTH EAST CHIEF STUDENT AFFAIRS OFFICERS MEETING	1,056	100000
Thomas Brown	NEW ORLEANS LA	ATTEND BLACK BOARD WORLD CONFERENCE	1,849	100000
Thomas Carskadon	ALTANTA GA	ATTEND NATIONAL FIRST YEAR EXPERIENCE CONFERENCE 2017	500	100000
Thomas Carskadon	SAN ANTONIO TX	ATTEND 37TH ANNUAL FIRST-YEAR EXPERIENCE CONFERENCE	517	100000
Thomas Miller	ATLANTA GA	ATTEND SOUTHEASTERN ANALYSIS MEETING CONFERENCE	1,284	100000
Thomas Ritter	BALTIMORE MD	ATTEND EDUCAUSE SECURITY PROFESSIONALS CONFERENCE AND RESEARCH AND EDUCATION NETWORKING INFORMATION SHARING AND ANALYSIS CENTER CONFERENCE	1,091	100000

**OUT-OF-STATE TRAVEL  
FISCAL YEAR 2020**

Mississippi State University (265-00)

Name of Agency

Note: All expenditures recorded on this form must be totaled and said total must agree with the out-of-state travel amount indicated for FY 2018 on Form Mbr-1, line 1.A.2.b.

<b>Employee's Name</b>	<b>Destination</b>	<b>Purpose</b>	<b>Travel Cost</b>	<b>Funding Source</b>
Thomas-Edward Watson	COLUMBUS OH	ATTEND STUDENT DEVELOPMENT INSTITUTE CONFERENCE	569	100000
Tianlan Wei	NEW YORK CITY NY	ATTEND AMERICAN EDUCATION RESEARCH ASSOCIATION CONFERENCE	750	100000
Tierra Kilbert	ORLANDO FL	ATTEND THIRTEENTH INTERNATIONAL CHARGE CONFERENCE 2017	200	100000
Tierra Kilbert	CHICAGO IL	ATTEND NATIONAL ASSOCIATION OF SCHOOL PSYCHOLOGIST CONFERENCE	250	100000
Tiffany Middleton	SAN JOSE CA	ATTEND NATIONAL IMPLEMENTATION CONFERENCE	515	100000
Timothy Bradford	FORT COLLINS CO	ATTEND UNITED STATES DIVISION OF AGRICULTURE PRECISION WORKSHOP	1,493	100000
Timothy Chamblee	DALLAS TX	ATTEND ASSOCIATION OF COLLEGES AND SCHOOLS COMMISSION CONFERENCE	1,376	100000
Timothy Sims	ATHENS GA	ATTEND CONFERENCE TO LEARN GENETEC SCRIPTS	312	100000
Tina Green	DENVER CO	ATTEND MISSION: INSTRUCTURECON 2017	2,052	100000
Tommy Parker	SAN DIEGO CA	ATTEND ELLUCIAN LIVE CONFERENCE	1,374	100000
Tonia Lane	NEW ORLEANS LA	ATTEND NATIONAL MEETING OF AMERICAN CHEMICAL SOCIETY	1,347	100000
Toria Carter	BATON ROUGE LA	ATTEND NATIONAL ASSOCIATION OF ACADEMIC ATHLETICS ADVISORS CONFERENCE	138	100000
Tracey Baham	DALLAS TX	ATTEND COLLEGES AND SCHOOLS COMMISSION ON COLLEGES CONFERENCE	1,155	100000
Tracey Baham	ORLANDO FL	ATTEND ASSOCIATION ON INSTITUTIONAL RESEARCH	1,948	100000
Tracey Baham	BALTIMORE MD	ATTEND 2018 NATIONAL ASSOCIATION OF STUDENT PERSONNEL ADMINISTRATORS	1,754	100000
Tracy Craven	ATLANTA GA	ATTEND AMERICAN MANAGEMENT ASSOCIATION CONFLICT MANAGEMENT WORKSHOP	1,356	100000
Tracy Craven	ORLANDO FL	ATTEND CARNEGIE HIGHER EDUCATION MARKETING CONFERENCE	1,705	100000
Tracy Craven	NASHVILLE TN	ATTEND CARNEGIE DARTLET DIGITAL MARKETING WORKSHOP	519	100000
Tu Zhang	LAFAYETTE LA	ATTEND LOUISIANA/MISSISSIPPI SECTION MEETING	66	100000



**OUT-OF-STATE TRAVEL  
FISCAL YEAR 2020**

Mississippi State University (265-00)

Name of Agency

Note: All expenditures recorded on this form must be totaled and said total must agree with the out-of-state travel amount indicated for FY 2018 on Form Mbr-1, line 1.A.2.b.

<b>Employee's Name</b>	<b>Destination</b>	<b>Purpose</b>	<b>Travel Cost</b>	<b>Funding Source</b>
Ty Stafford	DENVER CO	ATTEND ASSOCIATION OF COUNSELING CENTER TRAINING AGENCIES CONFERENCE	1,454	100000
Tyler Williams	BEREA KY	RECRUITMENT	118	100000
Tyrel Jernigan	AUBURN AL	ATTEND DIVERSITY CONFERENCE: ACCELERATING DIVERSITY	246	100000
Tyrel Jernigan	PHILADELPHIA PA	ATTEND NATIONAL ASSOCIATION STUDENT PERSONNEL ADMINISTRATOR CONFERENCE	1,915	100000
Tyson Elbert	MONTGOMERY AL	ATTEND COMMUNITY COLLEGE FELLOWSHIP PROGRAM MEETING	1,269	100000
Tyson Elbert	TUSCALOOSA AL	ATTEND COMMUNITY COLLEGE FELLOWSHIP PROGRAM MEETING	1,206	100000
Valerie Tate	HUNTSVILLE AL	RECRUITING	298	100000
Valerie Tate	HOT SPRINGS AR	RECRUIT CENTER FOR DISTANCE EDUCATION PROGRAMS AT NATIONAL COLLEGE DAY	479	100000
Valerie Tate	FORT RUCKER AL	RECRUITING	338	100000
Valerie Tate	JEKYLL ISLAND GA	ATTEND DISTANCE LEARNING ADMINISTRATION CONFERENCE	2,179	100000
Vanessa Beeson	TAMPA FL	ATTEND ASSOCIATION OF WRITERS AND WRITING PROGRAMS CONFERENCE	707	100000
Vasabjit Banerjee	NEW ORLEANS LA	ATTEND SOUTHERN POLITICAL ASSOCIATION CONFERENCE	112	100000
Vickie Edmonds	ORLANDO FL	ATTEND ASSOCIATION OF STUDENT FINANCIAL AID ADMINISTRATORS CONFERENCE	1,624	100000
Vincent Sanders	CHEYENNE WY	ATTEND MEETING WITH NATIONAL CENTER FOR ATMOSPHERIC RESEARCH	1,136	100000
Viveka Perera	NEW ORLEANS LA	ATTEND AMERICAN CHEMICAL SOCIETY NATIONAL MEETING	108	100000
Warren Gallo	LOS ANGELES CA	ATTEND AMERICAN SOCIETY OF LANDSCAPE ARCHITECTS CONFERENCE	651	100000
Wendy Herd	BOSTON MA	ATTEND ACOUSTICAL SOCIETY OF AMERICA EUROPEAN ACOUSTICS CONFERENCE	1,000	100000
Wendy Herd	NEW ORLEANS LA	ATTEND 174TH ACOUSTICAL SOCIETY OF AMERICA CONFERENCE	500	100000
Wendy Herd	LAWRENCE KS	ATTEND LINGUISTICS 50 CELEBRATION AT UNIVERSITY OF KANSAS	500	100000
Wesley Bunch	CLARKSVILLE GA	ATTEND PEPPERBALL INSTRUCTOR CLASS	266	100000

**OUT-OF-STATE TRAVEL  
FISCAL YEAR 2020**

Mississippi State University (265-00)

Name of Agency

Note: All expenditures recorded on this form must be totaled and said total must agree with the out-of-state travel amount indicated for FY 2018 on Form Mbr-1, line 1.A.2.b.

<b>Employee's Name</b>	<b>Destination</b>	<b>Purpose</b>	<b>Travel Cost</b>	<b>Funding Source</b>
Wesley Bunch	LITTLE ROCK AR	ATTEND K9 RECERTIFICATION	509	100000
Wesley Bunch	ROGERS AR	ATTEND INTERNATIONAL ASSOCIATION OF CAMPUS LAW ENFORCEMENT CONFERENCE	562	100000
Whitney Driskell	ORLANDO FL	ATTEND THIRTEENTH INTERNATIONAL CHARGE COFERENCE 2017	200	100000
Whitney Driskell	MIAMI FL	ATTEND 2018 AUTISM CONFERENCE	250	100000
Whitney Driskell	CHICAGO IL	ATTEND 2018 NATIONAL ASSOCIATION FOR SCHOOL PSYCHOLOGIST	250	100000
William Bailey	BIRMINGHAM AL	ATTEND VERBAL DEESCALATION TRAINING	794	100000
William Breckenridge	DALLAS TX	ATTEND SUPERCOMPUTING 2018 CONFERENCE PLANNING COMMITTEE MEETING	584	100000
William Breckenridge	NEW ORLEANS LA	ATTEND ADVANCED RESEARCH COMPUTING CONFERENCE	1,900	100000
William Breckenridge	AUSTIN TX	ATTEND MEETING WITH UNIVERSITY OF TEXAS	1,304	100000
William Breckenridge	DALLAS TX	ATTEND PLANNING MEETING FOR SUPERCOMPUTING CONFERENCE	1,701	100000
William Breckenridge	SEATTLE WA	ATTEND CRAY USER GROUP BOARD MEETING	2,605	100000
William Breckenridge	DENVER CO	ATTEND SUPERCOMPUTING 2017 EXECUTIVE COMMITTEE PLANNING MEETING	1,758	100000
William Breckenridge	DENVER CO	ATTEND COALITION FOR ACADEMIC SCIENTIFIC COMPUTATION MEETING	1,499	100000
William Breckenridge	DENVER CO	ATTEND SUPERCOMPUTING CONFERENCE	2,869	100000
William Breckenridge	TUCSON AZ	ATTEND SUPERCOMPUTING 17/18 MEETING	1,844	100000
William Breckenridge	CHICAGO IL	ATTEND ARGONNE NATIONAL LABS MEETING	931	100000
William Breckenridge	DAYTON OH	ATTEND SUPERCOMPUTING PLANNING MEETING	1,279	100000
William Breckenridge	ALEXANDRIA VA	ATTEND ACADEMIC SCIENTIFIC COMPUTATION MEETING	2,024	100000
William Breckenridge	ATLANTA GA	ATTEND SUPERCOMPUTING 2020 PRE-CONFERNECE SITE VISIT	467	100000
William Breckenridge	CHEYENNE WY	NATIONAL CENTER FOR ATMOSPHERIC RESEARCH	1,161	100000
William Hay	DENVER CO	ATTEND NORTH AMERICAN CONFERENCE ON BRITISH STUDIES	1,536	100000

**OUT-OF-STATE TRAVEL  
FISCAL YEAR 2020**

Mississippi State University (265-00)

Name of Agency

Note: All expenditures recorded on this form must be totaled and said total must agree with the out-of-state travel amount indicated for FY 2018 on Form Mbr-1, line 1.A.2.b.

<b>Employee's Name</b>	<b>Destination</b>	<b>Purpose</b>	<b>Travel Cost</b>	<b>Funding Source</b>
William Jordan	ST LOUIS MO	ATTEND LIFEGUARD INSTRUCTOR TRAINER CERTIFICATION CLASS	776	100000
William Kallfelz	ATLANTA GA	ATTEND BOLD IDEAS IN PHYSICS LECTURE AT GEORGIA TECH	702	100000
William Tschume	WASHINGTON DC	ATTEND OFFICE MIX FOR SUCCESS ONLUNE COURSE CONFERENCE	1,893	100000
William Weiskopf	GAINESVILLE FL	ATTEND 2017 GOVERNMENT RELATIONS CONFERENCE	1,087	100000
William Wilkins	ORLANDO FL	ATTEND ASSOCIATION OF STUDENT FINANCIAL AID ADMINISTRATORS CONFERENCE	1,527	100000
Xin Cui	WASHINGTON DC	ATTEND 2017 COTTRELL SCHOLARS COLLABORATIVE NEW FACULTY WORKSHOP	646	100000
Xue Xu	BOSTON MA	ATTEND BRUKER NUCLEAR MAGNETIC RESONANCE TRAINING	2,360	100000
Zhangjin Xu	MILLEGEVILLE GA	ATTEND EIGHTIETH ANNUAL MEETING OF AMERICAN PHYSICAL SOCIETY CONFERENC	289	100000
Zhicong Zhao	WASHINGTON DC	ATTEND 2017 JOINT STATISTICAL MEETING	680	100000
<b>Total Out of State Cost</b>			<b>\$ 801,566</b>	

**FEES, PROFESSIONAL AND OTHER SERVICES**

Mississippi State University (265-00)

Name of Agency

TYPE OF FEE AND NAME OF VENDOR	Retired w/ PERS	(1) Actual Expenses FY Ending June 30, 2018	(2) Estimated Expenses FY Ending June 30, 2019	(3) Requested Expenses FY Ending June 30, 2020	Fund Source
<b>5790 Professional Fees &amp; Services</b>					
Aarhus, Amy/Twirler Auditions <i>Comp. Rate: \$150 honorarium</i>		150	150	150	On Campus-Fund 100000
Artunc, Sadik C./Reimburse fees from BLA Accreditation <i>Comp. Rate: \$2 per trip parking fee</i>		4	4	4	On Campus-Fund 100000
As Planned, LLC/Sept 2017 mileage, MSU Pres office <i>Comp. Rate: \$322.56 travel reimbursement</i>		323	323	323	On Campus-Fund 100000
Avant, Max T./Color Guard Instruction <i>Comp. Rate: \$214.29 per session for 7 session</i>		1,500	1,500	1,500	On Campus-Fund 100000
Avant, Max T./Mid Contract Payment, BAND <i>Comp. Rate: \$3000 annual contract</i>		1,500	1,500	1,500	On Campus-Fund 100000
Azoulay, Jason/\$146.00 reimb to Jason Azoulay for participating <i>Comp. Rate: \$146 mileage reimbursement</i>		146	146	146	On Campus-Fund 100000
Baxter, Christina Elizabeth./Refund for Visa application, Finland, <i>Comp. Rate: \$348.91 currency refund</i>		348	348	348	On Campus-Fund 100000
Beasley, Virgil Roy./N/R Non-Employee Expense Reimbursement - <i>Comp. Rate: \$47.11 travel reimbursement</i>		47	47	47	On Campus-Fund 100000
Beluso, Charmaine Bahido./Stipend for 2017 Bulldog Bytes Day <i>Comp. Rate: \$500 honorarium</i>		500	500	500	On Campus-Fund 100000
Berman, Mitchell E./software purchased for office <i>Comp. Rate: \$49 Synergy 2 Pro</i>		49	49	49	On Campus-Fund 100000
BKD, LLP/BKD IT Risk Assessment <i>Comp. Rate: 51.5% of \$50,000</i>		32,534	32,534	32,534	On Campus-Fund 100000
BKD, LLP/IT Risk Assessment <i>Comp. Rate: 19% of \$50,000</i>		17,331	17,331	17,331	On Campus-Fund 100000
BKD, LLP/IT risk assessment services <i>Comp. Rate: 4.27 % of \$50,000 plus 4% admin fee</i>		2,136	2,136	2,136	On Campus-Fund 100000
Blair, Gary Alexander./CARET/AHS meeting <i>Comp. Rate: \$100 honorarium</i>		100	100	100	On Campus-Fund 100000
Blair, Gary Alexander./CARET/AHS meeting <i>Comp. Rate: \$1685.28 travel reimbursement</i>		1,685	1,685	1,685	On Campus-Fund 100000
Blair, Gary Alexander./CARET/AHS meeting <i>Comp. Rate: \$100 honorarium</i>		100	100	100	On Campus-Fund 100000
Blair, Gary Alexander./CARET/AHS meeting					

**FEES, PROFESSIONAL AND OTHER SERVICES**

Mississippi State University (265-00)

Name of Agency					
TYPE OF FEE AND NAME OF VENDOR	Retired w/ PERS	(1) Actual Expenses FY Ending June 30, 2018	(2) Estimated Expenses FY Ending June 30, 2019	(3) Requested Expenses FY Ending June 30, 2020	Fund Source
<i>Comp. Rate: \$776.65 travel reimbursement</i>		777	777	777	On Campus-Fund 100000
Blakey, Simon/mileage reimbursement for seminar speaker					
<i>Comp. Rate: \$150 mileage reimbursement</i>		150	150	150	On Campus-Fund 100000
Body Project Collaborative/Body Project Training presentation					
<i>Comp. Rate: \$575 presentation \$100 two copies of The Body Project</i>		675	675	675	On Campus-Fund 100000
Bonk, Peter J./Dept of Chemistry review					
<i>Comp. Rate: \$545.23 travel receipts</i>		545	545	545	On Campus-Fund 100000
Brunin, Grantham, Grower & Hewes/Harrell Construction Litigation					
<i>Comp. Rate: 4.5 hrs @ \$200/hr</i>		900	900	900	On Campus-Fund 100000
Brunini, Grantham, Grower & Hewes/Attorney Cody Bailey .25 hrs					
<i>Comp. Rate: .5 hrs @ \$200/hr</i>		100	100	100	On Campus-Fund 100000
Brunini, Grantham, Grower & Hewes/Civil Action - Harrell					
<i>Comp. Rate: 2.25 hrs @ \$200/hr</i>		450	450	450	On Campus-Fund 100000
Brunini, Grantham, Grower & Hewes/Contractual Agreement for					
<i>Comp. Rate: 2.25 hrs @ \$200/hr</i>		450	450	450	On Campus-Fund 100000
Brunini, Grantham, Grower & Hewes/General Counsel, Brunini					
<i>Comp. Rate: .25 hours @ \$200/hr</i>		50	50	50	On Campus-Fund 100000
Brunini, Grantham, Grower & Hewes/General Counsel, Nicholas					
<i>Comp. Rate: .5 hours @ \$200/hr</i>		100	100	100	On Campus-Fund 100000
Brunini, Grantham, Grower & Hewes/Harrell Const/Roy Anderson					
<i>Comp. Rate: 3.5 hrs @ \$200/hr, .5 hr @ \$125/hr</i>		763	763	763	On Campus-Fund 100000
Brunini, Grantham, Grower & Hewes/Harrell Construction					
<i>Comp. Rate: 21 hrs @ \$200/hr</i>		4,200	4,200	4,200	On Campus-Fund 100000
Brunini, Grantham, Grower & Hewes/Harrell Construction/Roy					
<i>Comp. Rate: 3.75 hr @ \$200/hr plus \$85 filing fee</i>		835	835	835	On Campus-Fund 100000
Brunini, Grantham, Grower & Hewes/Legal fees Harrell Const					
<i>Comp. Rate: 4.50 hrs/\$200 hr</i>		950	950	950	On Campus-Fund 100000
Brunini, Grantham, Grower & Hewes/Legal fees Harrell Const					
<i>Comp. Rate: 1 hour/\$200.00 hr</i>		200	200	200	On Campus-Fund 100000
Butler Snow LLP/Butler Snow Matter 028186.186106, re: EdR					
<i>Comp. Rate: 21.40 hours @ \$295/hr</i>		6,313	6,313	6,313	On Campus-Fund 100000
Butler Snow LLP/Contractual Agreement for Legal Services - EdR					
<i>Comp. Rate: 55.70 hrs @ \$240/hr</i>		13,368	13,368	13,368	On Campus-Fund 100000
Butler Snow LLP/General Counsel, Butler Snow Invoice 10186570					

**FEES, PROFESSIONAL AND OTHER SERVICES**

Mississippi State University (265-00)

Name of Agency					
TYPE OF FEE AND NAME OF VENDOR	Retired w/ PERS	(1) Actual Expenses FY Ending June 30, 2018	(2) Estimated Expenses FY Ending June 30, 2019	(3) Requested Expenses FY Ending June 30, 2020	Fund Source
<i>Comp. Rate: 6.1 hr @ \$295/hr plus \$35 Westlaw, \$4.26 Soundpath/Level 3</i>		1,839	1,839	1,839	On Campus-Fund 100000
Butler Snow LLP/General Counsel, Butler Snow Statement <i>Comp. Rate: 41.2 hours @ \$240/hr</i>		9,888	9,888	9,888	On Campus-Fund 100000
Butler Snow LLP/Public Private Partnership with EdR <i>Comp. Rate: 45.50 hr @ \$295/hr, 7.10 hr @ \$240/hr</i>		15,127	15,127	15,127	On Campus-Fund 100000
Butler Snow LLP/Public Private Partnership with EdR <i>Comp. Rate: 44 hrs @ \$295/hr</i>		12,990	12,990	12,990	On Campus-Fund 100000
Campus Yellow Pages, LLC/Counselor Email List Acct #: C2080 <i>Comp. Rate: \$258 per email list for 7 lists</i>		1,807	1,807	1,807	On Campus-Fund 100000
Carnegie Communications, Inc./SEO Technical Audit <i>Comp. Rate: \$7500 per consultation</i>		7,500	7,500	7,500	On Campus-Fund 100000
Chandler, Dana R./Program on George Washington Carver. <i>Comp. Rate: \$250 hotel expense</i>		250	250	250	On Campus-Fund 100000
Cherry Bekaert LLP/From 990-T progress billing <i>Comp. Rate: \$1,100 progress billing</i>		1,100	1,100	1,100	On Campus-Fund 100000
Chew, Stephen L./Honorarium for Faculty workshop <i>Comp. Rate: \$3500 honorarium</i>		3,500	3,500	3,500	On Campus-Fund 100000
Chew, Stephen L./Travel expense reimbursement faculty workshop <i>Comp. Rate: 280 mi @ \$.545/mi</i>		153	153	153	On Campus-Fund 100000
City of Columbus/Fingerprint analysis <i>Comp. Rate: \$60 per analysis</i>		60	60	60	On Campus-Fund 100000
City of Columbus/Fingerprint analysis; MSUPD <i>Comp. Rate: \$60 per analysis</i>		60	60	60	On Campus-Fund 100000
City of Starkville/2016-17 quarterly fire protection <i>Comp. Rate: \$273,297 annual fee charged quarterly</i>		65,697	65,697	65,697	On Campus-Fund 100000
City of Starkville/City of Starkville qrtly fire protection <i>Comp. Rate: \$68,324.25 per quarter</i>		68,324	68,324	68,324	On Campus-Fund 100000
City of Starkville/fire protection <i>Comp. Rate: \$68,324.25 per quarter 2017-2018</i>		68,324	68,324	68,324	On Campus-Fund 100000
Clinton High School Band Boosters,/Full page ad in 2017 MHSAA <i>Comp. Rate: \$200 for full page ad</i>		200	200	200	On Campus-Fund 100000
Cohen, Paul Hyman./External Review, Dept. of Industrial & <i>Comp. Rate: \$1000 honorarium</i>		1,000	1,000	1,000	On Campus-Fund 100000
Cooper, Cameron Varnado./Mileage reimbursement for Design					

**FEES, PROFESSIONAL AND OTHER SERVICES**

Mississippi State University (265-00)

Name of Agency					
TYPE OF FEE AND NAME OF VENDOR	Retired w/ PERS	(1) Actual Expenses FY Ending June 30, 2018	(2) Estimated Expenses FY Ending June 30, 2019	(3) Requested Expenses FY Ending June 30, 2020	Fund Source
<i>Comp. Rate: \$196.88 travel reimbursement</i>		197	197	197	On Campus-Fund 100000
Corphealth, Inc./Employee Assistance Program <i>Comp. Rate: \$0.82/unit * 13,593 units</i>		11,146	11,146	11,146	On Campus-Fund 100000
Corphealth, Inc./Employee Assistance Program <i>Comp. Rate: 13752 units @ \$.82/unit</i>		11,277	11,277	11,277	On Campus-Fund 100000
Corphealth, Inc./Employee Asst Program Work/life balance <i>Comp. Rate: \$13,716 @ \$.82/unit</i>		11,247	11,247	11,247	On Campus-Fund 100000
Corphealth, Inc./Sponsorship 2017-2018, Stennis Institute <i>Comp. Rate: 13,569 @ \$.82 per unit</i>		11,127	11,127	11,127	On Campus-Fund 100000
Corso, Trevor Anthony./CompTIA certification <i>Comp. Rate: \$386 security + deluxe bundle</i>		386	386	386	On Campus-Fund 100000
David Ware & Associates, LLC/Legal Fees for Diego Thompson. <i>Comp. Rate: \$471 per ad</i>		471	471	471	On Campus-Fund 100000
David Ware & Associates, LLC/Special handling labor certification <i>Comp. Rate: \$2000 flat fee per costs: addtl fee of \$500 for readvertising</i>		500	500	500	On Campus-Fund 100000
Delcamp, Jared H./Mileage Reimbursement <i>Comp. Rate: \$80 travel reimbursement</i>		80	80	80	On Campus-Fund 100000
Donahue, James P./James Donahue \$234.00 reimb for mileage, <i>Comp. Rate: \$234 travel reimbursement</i>		234	234	234	On Campus-Fund 100000
Donahue, Matthews G./\$146.00 Mileage reimbursement for <i>Comp. Rate: \$146 reimbursement per receipts</i>		146	146	146	On Campus-Fund 100000
Dowell, Catherine Jane./Psychology Talk program <i>Comp. Rate: \$150 travel reimbursement</i>		150	150	150	On Campus-Fund 100000
Dunlap, William/Public Presentation/Mentor Art Students <i>Comp. Rate: \$1000 honorarium</i>		1,000	1,000	1,000	On Campus-Fund 100000
EAB/IT Forum <i>Comp. Rate: Fees 04/13/18-04/12/19 \$32,400 and 1 year travel \$1500</i>		33,544	33,544	33,544	On Campus-Fund 100000
Earl Stegall/Kenneth Spencer Notary Renewal; MSU Police Dept. <i>Comp. Rate: \$25 for commission, \$45 Bond and \$50 for two seals</i>		127	127	127	On Campus-Fund 100000
Ellucian Company L.P./Banner introduction to Groovy and Grails <i>Comp. Rate: \$19,290 per agreed upon training</i>		19,290	19,290	19,290	On Campus-Fund 100000
Ellucian Company L.P./ON-DEMAND SUBSCRIPTION <i>Comp. Rate: \$1898 on-demand subscription</i>		1,898	1,898	1,898	On Campus-Fund 100000
Erwin, Hillary Brittyne./Psychology Talk program					

**FEES, PROFESSIONAL AND OTHER SERVICES**

Mississippi State University (265-00)

Name of Agency					
TYPE OF FEE AND NAME OF VENDOR	Retired w/ PERS	(1) Actual Expenses FY Ending June 30, 2018	(2) Estimated Expenses FY Ending June 30, 2019	(3) Requested Expenses FY Ending June 30, 2020	Fund Source
<i>Comp. Rate: \$150 travel reimbursement</i>		150	150	150	On Campus-Fund 100000
Fitchie, Theresa Marie./Welcome Center Clock Repair - 6/21 & <i>Comp. Rate: \$420.40 travel reimbursement</i>		420	420	420	On Campus-Fund 100000
Foundations First, Inc./2018 UIC Membership Dues <i>Comp. Rate: 33.3% of \$4,500 membership dues and speaker travel fund</i>		1,600	1,600	1,600	On Campus-Fund 100000
Four Keys Inc./Travel expenses March 28-29 MSU Health <i>Comp. Rate: \$25/per day X 3 daysparking \$82.95 travel expenses</i>		158	158	158	On Campus-Fund 100000
France, Stefan A./Mileage Reimb \$228.00 for Stefan France, <i>Comp. Rate: \$228 mileage reimbursement</i>		228	228	228	On Campus-Fund 100000
Garcia, Hugo G./Filming and composition recruitment video <i>Comp. Rate: \$4000 fee for filming</i>		4,000	4,000	4,000	On Campus-Fund 100000
Gencarelli, Amy Marie./Psychology Interview Day <i>Comp. Rate: \$250 travel reimbursement</i>		250	250	250	On Campus-Fund 100000
Gibbs, Ebony Yvonne./Reimburse Travel Expenses for MANRRS <i>Comp. Rate: 50% of travel charges</i>		159	159	159	On Campus-Fund 100000
Goodwin, Barry K./Honorarium for External Reviewer, Ag <i>Comp. Rate: \$1000 honorarium</i>		1,000	1,000	1,000	On Campus-Fund 100000
Greater Starkville Development Part/Partnership banquet tickets; <i>Comp. Rate: \$1000 Gold level sponsorship</i>		1,000	1,000	1,000	On Campus-Fund 100000
Gregoricka, Lesley/N/R Non-Employee Expense Reimbursement - <i>Comp. Rate: \$38.62 travel reimbursement</i>		39	39	39	On Campus-Fund 100000
Hahn, David/External Reviewer for Mechanical Engineering <i>Comp. Rate: \$1000 honorarium</i>		1,000	1,000	1,000	On Campus-Fund 100000
Hall, Randal Lee./History Dept, Oct 26-28, 2017, CHASES Lectures <i>Comp. Rate: \$300 honorarium</i>		300	300	300	On Campus-Fund 100000
Hammond, Michael Jackson./Mileage reimbursement for Design <i>Comp. Rate: \$182.01 travel reimbursement</i>		182	182	182	On Campus-Fund 100000
Hazelbauer, Gerald L./Review of Dept of Biochemistry <i>Comp. Rate: \$1000 honor plus travel</i>		1,000	1,000	1,000	On Campus-Fund 100000
Hicks, Alan Eugene./Guest artist for MS Voice Symposium Inst <i>Comp. Rate: \$500 honorarium</i>		500	500	500	On Campus-Fund 100000
Himmelgreen, David/Anthropology & Middle Eastern Cultures <i>Comp. Rate: \$1000 honorarium</i>		1,000	1,000	1,000	On Campus-Fund 100000
Hollis, Nathan Keith./Stipend for 2017 Bulldog Bytes Day Camp					



**FEES, PROFESSIONAL AND OTHER SERVICES**

Mississippi State University (265-00)

Name of Agency

TYPE OF FEE AND NAME OF VENDOR	Retired w/ PERS	(1) Actual Expenses FY Ending June 30, 2018	(2) Estimated Expenses FY Ending June 30, 2019	(3) Requested Expenses FY Ending June 30, 2020	Fund Source
<i>Comp. Rate: \$500 honorarium</i>		500	500	500	On Campus-Fund 100000
Horan, Sara Melanson./Coach voice students		2,200	2,200	2,200	On Campus-Fund 100000
<i>Comp. Rate: \$59.45 per student for 37 students</i>					
Hudson, Thaomas/Moderator for group discussions/Diversity &		500	500	500	On Campus-Fund 100000
<i>Comp. Rate: \$500 honorarium</i>					
Instructure, Inc./CANVAS ENHANCED IMPLEMENTATION -		19,000	19,000	19,000	On Campus-Fund 100000
<i>Comp. Rate: \$19000 per installation info tech services</i>					
International Association of Counselor/Student Counseling		1,600	1,600	1,600	On Campus-Fund 100000
<i>Comp. Rate: \$1600 annual accreditation fee</i>					
Jackson, Jerome Alan./Juror Art Exhibition;Network with Art		200	200	200	On Campus-Fund 100000
<i>Comp. Rate: \$200 documented expenses</i>					
Jenkins, Anneliese Marie./Twirler Auditions		150	150	150	On Campus-Fund 100000
<i>Comp. Rate: \$150 honorarium</i>					
Jurss, Jonah W./Dept Seminar Series Guest Speaker		50	50	50	On Campus-Fund 100000
<i>Comp. Rate: \$50 travel reimbursement</i>					
Kristen Ley LLC/Panel for the 50th Anniversary:Visiting Artist		300	300	300	On Campus-Fund 100000
<i>Comp. Rate: \$300 documented expenses</i>					
Lee, Matthew Vincent./Visiting artist to do a 3 day workshop with		1,250	1,250	1,250	On Campus-Fund 100000
<i>Comp. Rate: \$416.67 per day for 3 day workshop</i>					
Link, William Allen./External Reviewer for Dept. of History		1,000	1,000	1,000	On Campus-Fund 100000
<i>Comp. Rate: \$1000 honorarium</i>					
Link, William Allen./Rental Car, Baggage chg, gas, 11/17/2017		66	66	66	On Campus-Fund 100000
<i>Comp. Rate: \$66.27 reimbursement per receipts</i>					
Lisette Oropesa Inc./Voice technique instruction		2,000	2,000	2,000	On Campus-Fund 100000
<i>Comp. Rate: \$2000 honorarium</i>					
Marcy, Joseph E./External Reviewer for Food Science, Nutrition		1,000	1,000	1,000	On Campus-Fund 100000
<i>Comp. Rate: \$1000 honorarium</i>					
Mcfarland, Kelah J./Compensation for training to become a		500	500	500	On Campus-Fund 100000
<i>Comp. Rate: \$500 one time compensation</i>					
Merchant Preservation Services, LLC/Annual support agreement		28,800	28,800	28,800	On Campus-Fund 100000
<i>Comp. Rate: \$28,800 annual support</i>					
Merner, Bradley Lawrence./Mileage Reimb. for Chemistry Seminar		137	137	137	On Campus-Fund 100000
<i>Comp. Rate: \$137 travel reimbursement</i>					
Middleton, Stephen/Celebrating Black History Month Concert					

**FEES, PROFESSIONAL AND OTHER SERVICES**

Mississippi State University (265-00)

Name of Agency					
TYPE OF FEE AND NAME OF VENDOR	Retired w/ PERS	(1) Actual Expenses FY Ending June 30, 2018	(2) Estimated Expenses FY Ending June 30, 2019	(3) Requested Expenses FY Ending June 30, 2020	Fund Source
<i>Comp. Rate: \$100 honorarium</i>		100	100	100	On Campus-Fund 100000
Mississippi Association Community/All-Mississippi luncheon <i>Comp. Rate: \$1000 per participant</i>		1,000	1,000	1,000	On Campus-Fund 100000
Mississippi Community College Found/SECoPA Ad - Miss State <i>Comp. Rate: \$40,000 per individual sponsorship</i>		40,000	40,000	40,000	On Campus-Fund 100000
Mississippi Community Junior Colleg/conference College Fair <i>Comp. Rate: \$250 sponsorship</i>		250	250	250	On Campus-Fund 100000
Mississippi Economic Council/Catch a Rising Star 2018 <i>Comp. Rate: \$500 sponsorship</i>		500	500	500	On Campus-Fund 100000
Mississippi PhotoBooths, LLC/Photo booth at Fresh Foods cafeteria <i>Comp. Rate: \$495 per two hours</i>		836	836	836	On Campus-Fund 100000
Morett, Laura/N/R Consultant Expense reimbursement, mileage <i>Comp. Rate: 168 mi @ \$.535/mi</i>		90	90	90	On Campus-Fund 100000
Morrison, Kelley/Reimbursement of Artist Travel to Install Art <i>Comp. Rate: \$511.4s travel reimbursement</i>		511	511	511	On Campus-Fund 100000
Morrison, Kelley/Visting Artist - Install art work in the Gallery <i>Comp. Rate: \$500 honorarium</i>		500	500	500	On Campus-Fund 100000
MSU Foundation, Inc./Attend Arts Gala Meridian <i>Comp. Rate: 175 mi @ \$.575/mi plus \$80 facilities</i>		1,086	1,086	1,086	On Campus-Fund 100000
MSU Foundation, Inc./Attend Final Four Game (Women) <i>Comp. Rate: 571.9 mi @ \$.575/mi plus \$832 facilities</i>		4,120	4,120	4,120	On Campus-Fund 100000
MSU Foundation, Inc./Attend Final Four Game (Women) <i>Comp. Rate: 571.9 mi @ \$.575/mi plus \$832 facilities plus \$316.88 catering</i>		4,437	4,437	4,437	On Campus-Fund 100000
MSU Foundation, Inc./Attend MDAH Board meeting <i>Comp. Rate: 232.4 mi @ \$.575/mi plus \$331 facility fees</i>		1,667	1,667	1,667	On Campus-Fund 100000
MSU Foundation, Inc./FFAR Board meeting <i>Comp. Rate: 1535.1 mi @ \$.575/mi plus \$520 facilities plus \$176.14 catering</i>		9,523	9,523	9,523	On Campus-Fund 100000
MSU Foundation, Inc./Flight-Alumni Event; Pres office <i>Comp. Rate: 269.2 mi @ \$.525/mi plus \$150 facility fees</i>		1,563	1,563	1,563	On Campus-Fund 100000
MSU Foundation, Inc./Flight-Alumni/BusinessLeadersMtg, <i>Comp. Rate: 441.9 mi @ \$.525/mi plus \$360.00 facility fees</i>		2,680	2,680	2,680	On Campus-Fund 100000
MSU Foundation, Inc./Flight-Attend Mtg&Leg Recep; Keenum <i>Comp. Rate: 442.0 mi @ \$.525/mi plus \$248.90 facility fees plus \$326.21 pilot day rooms</i>		2,896	2,896	2,896	On Campus-Fund 100000
MSU Foundation, Inc./Flight-BoardMtg&FootballGame; Pres office					

**FEES, PROFESSIONAL AND OTHER SERVICES**

Mississippi State University (265-00)

Name of Agency					
TYPE OF FEE AND NAME OF VENDOR	Retired w/ PERS	(1) Actual Expenses FY Ending June 30, 2018	(2) Estimated Expenses FY Ending June 30, 2019	(3) Requested Expenses FY Ending June 30, 2020	Fund Source
<i>Comp. Rate: 522.4 miles @ \$5.75/mi plus \$752.94 facility fees</i>		3,757	3,757	3,757	On Campus-Fund 100000
MSU Foundation, Inc./Flight-Bowl Game Staff visit-Pres office <i>Comp. Rate: 955.2 @ \$5.25/Mi plus \$156.03 facility fees</i>		5,171	5,171	5,171	On Campus-Fund 100000
MSU Foundation, Inc./Flight-BrooksCo.TX; Pres&VP 2/23-25/18 <i>Comp. Rate: 681.3 mi @ \$5.75/mi plus \$344.18 facility fees</i>		4,261	4,261	4,261	On Campus-Fund 100000
MSU Foundation, Inc./Flight-DC mtgs return-Keenum <i>Comp. Rate: 1134.7 mi @ 5.25/mi plus \$366.5 facility fee</i>		6,324	6,324	6,324	On Campus-Fund 100000
MSU Foundation, Inc./Flight-Deadhead trip, 7/15/17 <i>Comp. Rate: 417.7 mi @ 5.25/mi</i>		2,193	2,193	2,193	On Campus-Fund 100000
MSU Foundation, Inc./Flight-Delta Council Mtg-6/9/17- <i>Comp. Rate: 246.2 mi @ \$5.25/mi plus \$100 facility fees</i>		1,393	1,393	1,393	On Campus-Fund 100000
MSU Foundation, Inc./Flight-DHS,UAS,MSU Announcement; Pres <i>Comp. Rate: 326.8 mi @ 5.25/mi plus \$195 facility fee</i>		1,911	1,911	1,911	On Campus-Fund 100000
MSU Foundation, Inc./Flight-Donor/alumni Trip; Keenum <i>Comp. Rate: 577 .6 mi @\$5.25/mi plus \$341.00 facility fees</i>		3,373	3,373	3,373	On Campus-Fund 100000
MSU Foundation, Inc./Flight-Donor/AlumniEvent&Mtg; Pres office <i>Comp. Rate: 2,276.2mi @ \$5.25/mi plus \$160.14 catering, \$28 pilot exp overage, \$843.43 facility fees</i>		12,970	12,970	12,970	On Campus-Fund 100000
MSU Foundation, Inc./Flight-FFAR BdMtg&HillVisit; Keenums <i>Comp. Rate: 1,500.6mi @ \$5.25/mi plus \$328.02 catering, \$36 pilot exp overage, \$474.47 facility fees</i>		8,717	8,717	8,717	On Campus-Fund 100000
MSU Foundation, Inc./Flight-FFAR Mtg&BusinessDinners; Pres <i>Comp. Rate: 750.3 miles @ \$5.75/mi plus \$353.76 facility fees</i>		4,668	4,668	4,668	On Campus-Fund 100000
MSU Foundation, Inc./Flight-George Co. Alumni Event-Pres office <i>Comp. Rate: 435mi @5.75/mi plus \$110 other</i>		2,611	2,611	2,611	On Campus-Fund 100000
MSU Foundation, Inc./Flight-GrantLibraryOpening Return; Pres <i>Comp. Rate: 1,500.6 mi @ \$5.25/mi plus \$229.47 facility fees</i>		8,108	8,108	8,108	On Campus-Fund 100000
MSU Foundation, Inc./Flight-GrantPresLibraryOpening; MSU Pres <i>Comp. Rate: 1,500.6 mi @ \$5.25/mi plus \$229.47 facility fees plus \$494.94 pilot duty day expenses</i>		8,603	8,603	8,603	On Campus-Fund 100000
MSU Foundation, Inc./Flight-Hearin FD BdMtg; Pres office <i>Comp. Rate: 223.2 mi @ \$5.25/mi plus \$175.00 facility fees</i>		1,347	1,347	1,347	On Campus-Fund 100000
MSU Foundation, Inc./Flight-Hill staffers mtg,Alumni Event,FFAR <i>Comp. Rate: 1500.6 mi @ 5.25/mi plus \$354.47 facility fee</i>		8,233	8,233	8,233	On Campus-Fund 100000
MSU Foundation, Inc./Flight-IHL Mtg; Pres office <i>Comp. Rate: 516.7 mi @\$5.25/mi plus \$275.00 facility fees</i>		2,988	2,988	2,988	On Campus-Fund 100000
MSU Foundation, Inc./Flight-IHL Mtg-Keenum					

**FEES, PROFESSIONAL AND OTHER SERVICES**

Mississippi State University (265-00)

Name of Agency					
TYPE OF FEE AND NAME OF VENDOR	Retired w/ PERS	(1) Actual Expenses FY Ending June 30, 2018	(2) Estimated Expenses FY Ending June 30, 2019	(3) Requested Expenses FY Ending June 30, 2020	Fund Source
<i>Comp. Rate: 516.7 mi @ \$5.25/mi plus \$275.00 facility fees</i>		2,988	2,988	2,988	On Campus-Fund 100000
MSU Foundation, Inc./Flight-IHLBoardMtg; Pres office					
<i>Comp. Rate: 232.4 miles @ \$5.75/mi plus \$330.00 facility fees</i>		1,666	1,666	1,666	On Campus-Fund 100000
MSU Foundation, Inc./Flight-Keenum family Bowl Game					
<i>Comp. Rate: 955.2 @ \$5.25/Mi plus \$306.03 facility fees</i>		5,321	5,321	5,321	On Campus-Fund 100000
MSU Foundation, Inc./Flight-LegislativeMtg, Reception; Pres office					
<i>Comp. Rate: 232.4 mi @ \$5.75/mi plus \$165.50 facility fees</i>		1,502	1,502	1,502	On Campus-Fund 100000
MSU Foundation, Inc./Flight-MAIC Mtg, Keenum					
<i>Comp. Rate: 478.8 mi @ 5.25/mi plus \$145 facility fee plus \$14.14 catering</i>		2,673	2,673	2,673	On Campus-Fund 100000
MSU Foundation, Inc./Flight-Meridian Commencement-Pres office					
<i>Comp. Rate: 175.0 @ \$5.25/Mi plus \$125.00 facility fees</i>		1,044	1,044	1,044	On Campus-Fund 100000
MSU Foundation, Inc./Flight-MSTop50Event-Salter Honoree; Pres					
<i>Comp. Rate: 232.4mi @ \$5.25/mi plus \$285 other fees</i>		1,505	1,505	1,505	On Campus-Fund 100000
MSU Foundation, Inc./Flight-MSU Alumni event-MSU Pres office					
<i>Comp. Rate: 1675.4 mi @ 5.25/mi plus \$584.47 facility fee plus \$83.29 catering</i>		9,464	9,464	9,464	On Campus-Fund 100000
MSU Foundation, Inc./Flight-MSU Alumni Extrag, MSU Pres office					
<i>Comp. Rate: 232.4 mi @ 5.25/mi plus \$285 facility fee plus \$65.31 catering</i>		1,570	1,570	1,570	On Campus-Fund 100000
MSU Foundation, Inc./Flight-MSU Fd Bd Mtg-Keenum					
<i>Comp. Rate: 511 mi @ 5.25/mi plus \$473.56 facility fee plus \$130.62 catering</i>		3,287	3,287	3,287	On Campus-Fund 100000
MSU Foundation, Inc./Flight-Mtgs on the Hill, FFAR,-Keenum					
<i>Comp. Rate: 838.9 mi @ \$5.75/mi plus \$150 facility fees</i>		4,554	4,554	4,554	On Campus-Fund 100000
MSU Foundation, Inc./Flight-MtgsW/Gann, Lt.Gov&Comm; Pres					
<i>Comp. Rate: 232.4mi @ \$5.25/mi plus \$285 other fees</i>		1,505	1,505	1,505	On Campus-Fund 100000
MSU Foundation, Inc./Flight-NCAA Women's BB Finals; Pres					
<i>Comp. Rate: 571.9mi @5.75/mi plus \$83.29 other</i>		3,372	3,372	3,372	On Campus-Fund 100000
MSU Foundation, Inc./Flight-NCAA Women's BB Tourney-Pres					
<i>Comp. Rate: 571.9mi @5.75/mi</i>		3,288	3,288	3,288	On Campus-Fund 100000
MSU Foundation, Inc./Flight-SEC Men's BB Tourney; Pres office					
<i>Comp. Rate: 954mi @5.75/mi plus \$446 other</i>		5,932	5,932	5,932	On Campus-Fund 100000
MSU Foundation, Inc./Flight-SEC Men's BB Tourney; Pres office					
<i>Comp. Rate: 934.4mi @5.75/mi plus \$446 other</i>		5,819	5,819	5,819	On Campus-Fund 100000
MSU Foundation, Inc./Flight-SEC Mtg; Pres, AD, Compliance					
<i>Comp. Rate: 748mi @5.75/mi plus \$215 other</i>		4,516	4,516	4,516	On Campus-Fund 100000
MSU Foundation, Inc./Flight-SEC Pres mtg 6/3/17-Keenum					

**FEES, PROFESSIONAL AND OTHER SERVICES**

Mississippi State University (265-00)

Name of Agency					
TYPE OF FEE AND NAME OF VENDOR	Retired w/ PERS	(1) Actual Expenses FY Ending June 30, 2018	(2) Estimated Expenses FY Ending June 30, 2019	(3) Requested Expenses FY Ending June 30, 2020	Fund Source
<i>Comp. Rate: 527 mi @ \$5.25/mi plus \$250 facility fees</i>		3,017	3,017	3,017	On Campus-Fund 100000
MSU Foundation, Inc./Flight-SEC Pres Mtg; Keenum <i>Comp. Rate: 234.8 mi @ \$5.75/mi plus \$300 facility fees</i>		1,650	1,650	1,650	On Campus-Fund 100000
MSU Foundation, Inc./Flight-SEC Pres Mtg; Pres office <i>Comp. Rate: 234.8mi @5.75/mi</i>		1,350	1,350	1,350	On Campus-Fund 100000
MSU Foundation, Inc./Flight-SEC Women's BB Tourney; Pres <i>Comp. Rate: 469.6mi @5.75/mi plus \$300 facilities \$83.29 catering</i>		3,083	3,083	3,083	On Campus-Fund 100000
MSU Foundation, Inc./Flight-SEC/ESPN Mtg-Keenum <i>Comp. Rate: 2,393.6 @ \$5.25/Mi plus \$937.41 facility fees</i>		13,504	13,504	13,504	On Campus-Fund 100000
MSU Foundation, Inc./Flight-SenateBudgetHearing; Pres office <i>Comp. Rate: 232.4 miles @ \$5.75/mi</i>		1,336	1,336	1,336	On Campus-Fund 100000
MSU Foundation, Inc./Flight-SenateBudgetHearing; Pres office <i>Comp. Rate: 116.2 miles @ \$5.75/mi plus \$330.00 facility fees</i>		940	940	940	On Campus-Fund 100000
MSU Foundation, Inc./Flight-Site Visit Bowl Game-Pres office <i>Comp. Rate: 955.2 @ \$5.25/Mi plus \$156.03 facility fees</i>		5,171	5,171	5,171	On Campus-Fund 100000
MSU Foundation, Inc./Flight-Staff Return-Bowl Game, Pres office <i>Comp. Rate: 955.2 @ \$5.25/Mi plus \$156.03 facility fees</i>		5,171	5,171	5,171	On Campus-Fund 100000
MSU Foundation, Inc./Flight-to DC 6/8/17-Pres office <i>Comp. Rate: 1807.9 mi @ \$5.25/mi plus \$2062 facility fees</i>		11,553	11,553	11,553	On Campus-Fund 100000
MSU Foundation, Inc./Flight-Visit NWCC & Senatobia Rotary; <i>Comp. Rate: 198.0 mi @ \$5.25/mi plus \$75.00 facility fees</i>		1,115	1,115	1,115	On Campus-Fund 100000
MSU Foundation, Inc./Logistical Services <i>Comp. Rate: 3,719.2 miles @ \$6/mi</i>		22,315	22,315	22,315	On Campus-Fund 100000
MSU Foundation, Inc./Logistical Services 8/10&22/17; VP <i>Comp. Rate: 876.8 mi @ \$6.00/mi</i>		5,261	5,261	5,261	On Campus-Fund 100000
MSU Foundation, Inc./Logistical Services Inv#13,938-14,108, <i>Comp. Rate: 10,025.9 @ \$6/mi</i>		60,155	60,155	60,155	On Campus-Fund 100000
MSU Foundation, Inc./Logistical Services Inv#13,962-14,046 <i>Comp. Rate: 8,635.2 mi @ \$6/mi</i>		51,811	51,811	51,811	On Campus-Fund 100000
MSU Foundation, Inc./Logistical Services-10/4-31/17; Pres & VP <i>Comp. Rate: 4,943.6 mi @ \$6.00/mi</i>		29,662	29,662	29,662	On Campus-Fund 100000
MSU Foundation, Inc./Logistical Services-9/8-28/17; <i>Comp. Rate: 3,242.9 mi @ \$6.00/mi</i>		19,457	19,457	19,457	On Campus-Fund 100000
MSU Foundation, Inc./Logistical Services-Inv#13,878-13,904;7/11-					

**FEES, PROFESSIONAL AND OTHER SERVICES**

Mississippi State University (265-00)

Name of Agency					
TYPE OF FEE AND NAME OF VENDOR	Retired w/ PERS	(1) Actual Expenses FY Ending June 30, 2018	(2) Estimated Expenses FY Ending June 30, 2019	(3) Requested Expenses FY Ending June 30, 2020	Fund Source
<i>Comp. Rate: 5,950.6 miles @ \$6/mi</i>		35,704	35,704	35,704	On Campus-Fund 100000
MSU Foundation, Inc./Meet with donor/alumni					
<i>Comp. Rate: 494.8 mi @ \$5.75/mi plus \$150 facilities</i>		2,995	2,995	2,995	On Campus-Fund 100000
Newman, Sells/CARET/AHS meeting					
<i>Comp. Rate: \$100 honorarium</i>		100	100	100	On Campus-Fund 100000
Newman, Sells/Psychology Interview Day					
<i>Comp. Rate: \$1557.41 travel reimbursement</i>		1,557	1,557	1,557	On Campus-Fund 100000
Novak, Kimberly J./Campus Safety & Student Risk Mgt Specialist					
<i>Comp. Rate: \$430.40 travel reimbursement</i>		430	430	430	On Campus-Fund 100000
Nowacki, Camron/Scoreboard Supplies					
<i>Comp. Rate: 40 units @ \$10/unit</i>		400	400	400	On Campus-Fund 100000
Nuventive, LLC/IE and Assessment Report for SACSCOC.					
<i>Comp. Rate: \$8400 annual maintenance fee</i>		8,400	8,400	8,400	On Campus-Fund 100000
Parnham, Bryan/Workshop for Art Department					
<i>Comp. Rate: \$371.73 travel reimbursement</i>		372	372	372	On Campus-Fund 100000
PeopleFluent, Inc./Employee assistance program					
<i>Comp. Rate: 5 year agreement @ \$13,990/yr</i>		13,990	13,990	13,990	On Campus-Fund 100000
Perry & Winfield, PA/Ashlyn Matthews 1.8/hour \$165					
<i>Comp. Rate: 10.4 hr @ \$165/hr plus \$315 consulting services</i>		2,031	2,031	2,031	On Campus-Fund 100000
Perry & Winfield, PA/Complete notary kit					
<i>Comp. Rate: 70.7 hours @ \$165/hr</i>		11,666	11,666	11,666	On Campus-Fund 100000
Peters, Erin E./Colloquium Travel Reimbursement MSU					
<i>Comp. Rate: \$570.40 reimbursement per receipts</i>		570	570	570	On Campus-Fund 100000
Phi Theta Kappa Alabama Region/PTK Regional Convention					
<i>Comp. Rate: \$300 Silver Sponsorship</i>		300	300	300	On Campus-Fund 100000
Phi Theta Kappa Foundation/2018 PTK Catalyst Diamond					
<i>Comp. Rate: \$5000 diamond sponsor</i>		5,000	5,000	5,000	On Campus-Fund 100000
Phi Theta Kappa Foundation/PTK Catalyst Sponsorship					
<i>Comp. Rate: \$2500 Catalyst Diamond Sponsor</i>		2,500	2,500	2,500	On Campus-Fund 100000
Phi Theta Kappa, MS-LA Region/participate in the annual Honors					
<i>Comp. Rate: \$150 for silver sponsorship</i>		150	150	150	On Campus-Fund 100000
Public Relations Association of MS/Award entry fees					
<i>Comp. Rate: 3 entries @ \$25/each</i>		75	75	75	On Campus-Fund 100000
Rone, Harold/					

**FEES, PROFESSIONAL AND OTHER SERVICES**

Mississippi State University (265-00)

Name of Agency					
<b>TYPE OF FEE AND NAME OF VENDOR</b>	<b>Retired w/ PERS</b>	<b>(1) Actual Expenses FY Ending June 30, 2018</b>	<b>(2) Estimated Expenses FY Ending June 30, 2019</b>	<b>(3) Requested Expenses FY Ending June 30, 2020</b>	<b>Fund Source</b>
<i>Comp. Rate: 16 hrs @ \$30/hr</i>		480	480	480	On Campus-Fund 100000
Rone, Harold/Clock Repair <i>Comp. Rate: 16 hrs @ \$30/hr</i>		480	480	480	On Campus-Fund 100000
Rone, Harold/Clock Repair <i>Comp. Rate: 16 hrs @ \$30/hr</i>		480	480	480	On Campus-Fund 100000
Rone, Harold/Welcome Center Clock Repair - 7/5 & 12/17 <i>Comp. Rate: 16 hrs @ \$30/hr</i>		480	480	480	On Campus-Fund 100000
Rone, Harold/Welcome Center Clock Repair 3/28 & 4/4/2018 <i>Comp. Rate: 16 hrs @ \$30/hr</i>		480	480	480	On Campus-Fund 100000
Rone, Harold/Welcome Center Clock Repair-1/31 & 2/7/2018 <i>Comp. Rate: 16 hrs @ \$30/hr</i>		480	480	480	On Campus-Fund 100000
Rone, Harold/Welcome Center Clock Repair-10/11 & 18/2017 <i>Comp. Rate: 16 hrs @ \$30/hr</i>		480	480	480	On Campus-Fund 100000
Rone, Harold/Welcome Center Clock Repair-10/25 & 11/1/2017 <i>Comp. Rate: 16 hrs @ \$30/hr</i>		480	480	480	On Campus-Fund 100000
Rone, Harold/Welcome Center Clock Repair-11/21 & 29/2017 <i>Comp. Rate: 16 hrs @ \$30/hr</i>		480	480	480	On Campus-Fund 100000
Rone, Harold/Welcome Center Clock Repair-11/8 & 16/2017 <i>Comp. Rate: 16 hrs @ \$30/hr</i>		480	480	480	On Campus-Fund 100000
Rone, Harold/Welcome Center Clock Repair-12/20/17 & 01/03/18 <i>Comp. Rate: 16 hrs @ \$30/hr</i>		480	480	480	On Campus-Fund 100000
Rone, Harold/Welcome Center Clock Repair-12/6 & 13, 2017 <i>Comp. Rate: 16 hrs @ \$30/hr</i>		480	480	480	On Campus-Fund 100000
Rone, Harold/Welcome Center Clock Repair-2/14 & 21/2018 <i>Comp. Rate: 16 hrs @ \$30/hr</i>		480	480	480	On Campus-Fund 100000
Rone, Harold/Welcome Center Clock repair-2/28 & 3/7/2018 <i>Comp. Rate: 16 hrs @ \$30/hr</i>		480	480	480	On Campus-Fund 100000
Rone, Harold/Welcome Center Clock Repair-4/11 & 18/2018 <i>Comp. Rate: 16 hrs @ \$30/hr</i>		480	480	480	On Campus-Fund 100000
Rone, Harold/Welcome Center Clock Repair-8/14 & 20/2018 <i>Comp. Rate: 16 hrs @ \$30/hr</i>		480	480	480	On Campus-Fund 100000
Rone, Harold/Welcome Center Clock Repair-8/16 & 23/2017 <i>Comp. Rate: 16 hrs @ \$30/hr</i>		480	480	480	On Campus-Fund 100000
Rone, Harold/Welcome Center Clock Repair-8/2 & 9/2017					

**FEES, PROFESSIONAL AND OTHER SERVICES**

Mississippi State University (265-00)

Name of Agency					
TYPE OF FEE AND NAME OF VENDOR	Retired w/ PERS	(1) Actual Expenses FY Ending June 30, 2018	(2) Estimated Expenses FY Ending June 30, 2019	(3) Requested Expenses FY Ending June 30, 2020	Fund Source
<i>Comp. Rate: 16 hrs @ \$30/hr</i>		480	480	480	On Campus-Fund 100000
Rone, Harold/Welcome Center Clock Repair-8/30 & 9/6/2017 <i>Comp. Rate: 16 hrs @ \$30/hr</i>		480	480	480	On Campus-Fund 100000
Rone, Harold/Welcome Center Clock Repair-9/13 & 20/2017 <i>Comp. Rate: 16 hrs @ \$30/hr</i>		480	480	480	On Campus-Fund 100000
Rone, Harold/Welcome Center Clock Repair-9/27 & 10/4/2017 <i>Comp. Rate: 16 hrs @ \$30/hr</i>		480	480	480	On Campus-Fund 100000
Rone, Harold/WelcomeCntr ClockRepair-6/29-30; 7/5,6,11-14, <i>Comp. Rate: 16 hrs @ \$30/hr</i>		480	480	480	On Campus-Fund 100000
SECBDA/MSU 2017-18 SECBDA seminar <i>Comp. Rate: \$1000 annual fee</i>		1,000	1,000	1,000	On Campus-Fund 100000
Sills, Nora P./Organist Pay-Fall Commencement-2017, Registrar <i>Comp. Rate: \$600 per commencement</i>		600	600	600	On Campus-Fund 100000
Sills, Nora P./2018 Spring Commencement program <i>Comp. Rate: \$900 honorarium</i>		900	900	900	On Campus-Fund 100000
Smalls, Irene/Conference participants travel reimbursement <i>Comp. Rate: \$50.86 per receipts</i>		51	51	51	On Campus-Fund 100000
Smethurst, James E./presentation on the influence of the Black Arts <i>Comp. Rate: \$1000 honorarium</i>		1,000	1,000	1,000	On Campus-Fund 100000
Souleyrette, Reginald Roy./External Reviewer for the Department <i>Comp. Rate: \$1000 honorarium</i>		1,000	1,000	1,000	On Campus-Fund 100000
South Florida Chapter of ASPA/Harrell Construction Litigation <i>Comp. Rate: \$750 for program book inside cover</i>		750	750	750	On Campus-Fund 100000
Southern Association of Colleges &/Review of Sustantive Change <i>Comp. Rate: \$500 per veiw</i>		500	500	500	On Campus-Fund 100000
Southern Association of Colleges &/Review of Sustantive Change <i>Comp. Rate: \$500 per review</i>		500	500	500	On Campus-Fund 100000
State of Mississippi/Application for Notary Public - Kristi McIlwain <i>Comp. Rate: \$25 application fee</i>		25	25	25	On Campus-Fund 100000
State of Mississippi/Audit Charges - CRI thru 3/23/2018 <i>Comp. Rate: 7% of total audit hours, 1.7% of \$2,465</i>		43	43	43	On Campus-Fund 100000
State of Mississippi/Audit Charges CRI 8/23/2017 <i>Comp. Rate: 9.38% of total \$2640 audit bill</i>		719	719	719	On Campus-Fund 100000
State of Mississippi/Audit Charges_KPMG FY16 audit					



**FEES, PROFESSIONAL AND OTHER SERVICES**

Mississippi State University (265-00)

Name of Agency					
TYPE OF FEE AND NAME OF VENDOR	Retired w/ PERS	(1) Actual Expenses FY Ending June 30, 2018	(2) Estimated Expenses FY Ending June 30, 2019	(3) Requested Expenses FY Ending June 30, 2020	Fund Source
<i>Comp. Rate: 14.1% of \$44,000, 1297.3 billable hours</i>		6,206	6,206	6,206	On Campus-Fund 100000
State of Mississippi/Audit charges-CRI					
<i>Comp. Rate: 13.16% of audit hours total \$1,020</i>		425	425	425	On Campus-Fund 100000
State of Mississippi/Audit charges-KPMG					
<i>Comp. Rate: 6.25% of \$49,600 total charges</i>		3,101	3,101	3,101	On Campus-Fund 100000
State of Mississippi/Continuing Disclosure Fee					
<i>Comp. Rate: \$3500 per institution for FYE16</i>		3,500	3,500	3,500	On Campus-Fund 100000
State of Mississippi/CRI Audit Charges					
<i>Comp. Rate: 16.4% of \$5,651, 42.53 billable hours</i>		928	928	928	On Campus-Fund 100000
State of Mississippi/CRI Audit Charges					
<i>Comp. Rate: 1.7% of \$3,630 audit charges</i>		61	61	61	On Campus-Fund 100000
State of Mississippi/CRI Audit Charges thru 1/23/2018					
<i>Comp. Rate: 9.05% of \$2465 total charges</i>		223	223	223	On Campus-Fund 100000
State of Mississippi/CRI Audit Charges thru 2/23/2018					
<i>Comp. Rate: 3.28% of \$3230 total</i>		106	106	106	On Campus-Fund 100000
State of Mississippi/General Counsel, MS IHL legal affairs					
<i>Comp. Rate: 27% of \$332,877 for FY 2018</i>		89,910	89,910	89,910	On Campus-Fund 100000
State of Mississippi/KPMG Audit Charges					
<i>Comp. Rate: \$40 error correction</i>		40	40	40	On Campus-Fund 100000
State of Mississippi/KPMG Audit Charges					
<i>Comp. Rate: 22.69% of billable hours @ \$188,000</i>		42,655	42,655	42,655	On Campus-Fund 100000
State of Mississippi/KPMG audit charges					
<i>Comp. Rate: 15.22 % of \$58,050</i>		8,834	8,834	8,834	On Campus-Fund 100000
State of Mississippi/KPMG audit charges					
<i>Comp. Rate: 12.99 % of \$375,140</i>		48,724	48,724	48,724	On Campus-Fund 100000
State of Mississippi/Moody's Annual Monitoring Fee					
<i>Comp. Rate: \$2936.90 annual fee</i>		2,937	2,937	2,937	On Campus-Fund 100000
State of Mississippi/Preparation of Affirmative Action Plan					
<i>Comp. Rate: 19.9% of \$42,000 for 1,666 hours</i>		8,338	8,338	8,338	On Campus-Fund 100000
State of Mississippi/System Audit-KPMG					
<i>Comp. Rate: 17.298% of \$173,400 total audit costs</i>		29,955	29,955	29,955	On Campus-Fund 100000
State of Mississippi/TeamMate Audit Charges					
<i>Comp. Rate: 20.6897% of \$26,034 total charges</i>		5,386	5,386	5,386	On Campus-Fund 100000
Steele, Alysia/2017 IHL HR Conference					

**FEES, PROFESSIONAL AND OTHER SERVICES**

Mississippi State University (265-00)

Name of Agency					
TYPE OF FEE AND NAME OF VENDOR	Retired w/ PERS	(1) Actual Expenses FY Ending June 30, 2018	(2) Estimated Expenses FY Ending June 30, 2019	(3) Requested Expenses FY Ending June 30, 2020	Fund Source
<i>Comp. Rate: \$110.21 mileage @ \$.535/mi</i>		110	110	110	On Campus-Fund 100000
Steele, Alysia/Reimbursement Mileage for IHL HR Conference <i>Comp. Rate: \$110.21 travel reimbursement</i>		110	110	110	On Campus-Fund 100000
Stefik, Morgan M./Morgan Stefik was the chemistry dept seminar <i>Comp. Rate: \$400 mileage reimbursement</i>		400	400	400	On Campus-Fund 100000
Stegall Notary Service, Inc./4-yr Surety Bond for Public Notary- <i>Comp. Rate: \$118.50 notary kit plus \$7 handling</i>		126	126	126	On Campus-Fund 100000
Stegall Notary Service, Inc./Psychology Conference travel reimb <i>Comp. Rate: \$143/kit plus \$7 shipping</i>		150	150	150	On Campus-Fund 100000
Stuckey, Michael W../Visiting Artist: Panel 50th Anniversary <i>Comp. Rate: \$850 documented expenses</i>		800	800	800	On Campus-Fund 100000
T. E. Lott & Company, Incorporated/Audit in progress/ Auditing <i>Comp. Rate: \$2500 audit progress plus \$9900 prior balance</i>		12,400	12,400	12,400	On Campus-Fund 100000
T. E. Lott & Company, Incorporated/Professional services for MSU <i>Comp. Rate: \$4,869 of total \$17,000 agreed upon procedures</i>		4,870	4,870	4,870	On Campus-Fund 100000
Taskstream Holdings LLC/Taskstream MSU 8/29-30/17 training for <i>Comp. Rate: \$2,000 per day for 2 days</i>		4,000	4,000	4,000	On Campus-Fund 100000
Telser, Joshua A../Dept of Chemistry review <i>Comp. Rate: \$254.05 travel receipts</i>		254	254	254	On Campus-Fund 100000
The Center for Fraternity & Sororit/Survey and questionnaire start <i>Comp. Rate: 1 questionnaire startup \$1500, 34 individual analyses \$850, 1 additional questionniare \$100</i>		2,150	2,150	2,150	On Campus-Fund 100000
The Winfield Law Firm, PA/General Counsel, Winfield Invoice <i>Comp. Rate: 8.5hr @ \$165/hr, 3.3hr @ \$65/hr</i>		1,617	1,617	1,617	On Campus-Fund 100000
The Winfield Law Firm, PA/Legal fees Nicholas Properties and <i>Comp. Rate: 7.7 hrs @ \$165/hr</i>		1,288	1,288	1,288	On Campus-Fund 100000
The Winfield Law Firm, PA/Professional services through <i>Comp. Rate: 6.80 hrs@ \$165/hr</i>		1,378	1,378	1,378	On Campus-Fund 100000
Thurow, Brian/External Reviewer, Aerospace Engineering <i>Comp. Rate: \$1000 honorarium</i>		1,000	1,000	1,000	On Campus-Fund 100000
Tollefsen, Deborah Perron./Dept. Philosophy & Religion program <i>Comp. Rate: \$1000 honorarium</i>		1,000	1,000	1,000	On Campus-Fund 100000
Transworld Systems, Inc./Collection Assistance <i>Comp. Rate: \$9.75/unit * 3000</i>		29,250	29,250	29,250	On Campus-Fund 100000
Trest, James Adam./Juror of Art Exhibition: Panel for the 50th					

**FEES, PROFESSIONAL AND OTHER SERVICES**

Mississippi State University (265-00)

Name of Agency					
TYPE OF FEE AND NAME OF VENDOR	Retired w/ PERS	(1) Actual Expenses FY Ending June 30, 2018	(2) Estimated Expenses FY Ending June 30, 2019	(3) Requested Expenses FY Ending June 30, 2020	Fund Source
<i>Comp. Rate: \$500 documented expenses</i>		500	500	500	On Campus-Fund 100000
Turner, Brandi L./Moderator for group discussions/Diversity & <i>Comp. Rate: \$500 honorarium</i>		500	500	500	On Campus-Fund 100000
U.S. Department of Homeland Securit/filing fee for H1B for Alireza <i>Comp. Rate: \$1225 filing fee</i>		1,225	1,225	1,225	On Campus-Fund 100000
U.S. Department of Homeland Securit/filing fee for H1B for Alireza <i>Comp. Rate: \$460 fraud detection fee</i>		460	460	460	On Campus-Fund 100000
U.S. Department of Homeland Securit/filing fee for H1B for Alireza <i>Comp. Rate: \$500 premium processing fee</i>		500	500	500	On Campus-Fund 100000
U.S. Department of Homeland Securit/filing fee for H1B for Maria <i>Comp. Rate: \$460 filing fee</i>		460	460	460	On Campus-Fund 100000
U.S. Department of Homeland Securit/H-1B application <i>Comp. Rate: \$500 per application</i>		500	500	500	On Campus-Fund 100000
U.S. Department of Homeland Securit/H1-B filing fee <i>Comp. Rate: \$460 filing fee</i>		460	460	460	On Campus-Fund 100000
U.S. Department of Homeland Securit/H1-B filing fee <i>Comp. Rate: \$500 filing fee</i>		500	500	500	On Campus-Fund 100000
U.S. Department of Homeland Securit/H1B petition for Wenmeng <i>Comp. Rate: \$460 per application</i>		460	460	460	On Campus-Fund 100000
U.S. Department of Homeland Securit/H1-B status application <i>Comp. Rate: \$1225 application processing fee</i>		1,225	1,225	1,225	On Campus-Fund 100000
U.S. Department of Homeland Securit/H1-B status application <i>Comp. Rate: \$1225 application processing fee</i>		1,225	1,225	1,225	On Campus-Fund 100000
Uhuru, Anwar/Honorarium; 4/23/18; English speaker series <i>Comp. Rate: \$300 honorarium</i>		300	300	300	On Campus-Fund 100000
Upchurch Services, LLC/Replaced compressor, hpc msu <i>Comp. Rate: \$16,400 for replacement compressor and labor</i>		16,400	16,400	16,400	On Campus-Fund 100000
US Citizenship & Immigration Servic/I-129 for H1B renewal - Nogi <i>Comp. Rate: \$465 application fee</i>		465	465	465	On Campus-Fund 100000
Vanhorn, Avent Clark./Reimbursement for image for print piece <i>Comp. Rate: \$49 per digital image</i>		49	49	49	On Campus-Fund 100000
Venture Technologies/Audit charges FY2016 <i>Comp. Rate: \$180,848.72 Technical support agreement</i>		180,849	180,849	180,849	On Campus-Fund 100000
Warner, Isiah M./mileage reimbursement for seminar speaker					

**FEES, PROFESSIONAL AND OTHER SERVICES**

Mississippi State University (265-00)

Name of Agency					
TYPE OF FEE AND NAME OF VENDOR	Retired w/ PERS	(1) Actual Expenses FY Ending June 30, 2018	(2) Estimated Expenses FY Ending June 30, 2019	(3) Requested Expenses FY Ending June 30, 2020	Fund Source
<i>Comp. Rate: \$150 mileage reimbursement</i>		150	150	150	On Campus-Fund 100000
Watson, Truett Nathan./August Consulting Fees - \$48/hr @ 48 hrs <i>Comp. Rate: \$48 per hour not to exceed \$60,000 total</i>		2,016	2,016	2,016	On Campus-Fund 100000
Watson, Truett Nathan./Consulting ERDC technical report; <i>Comp. Rate: 27 hrs @ \$48/hr</i>		1,296	1,296	1,296	On Campus-Fund 100000
Watson, Truett Nathan./ISER Mfg Consultant Fees, MSU Contract <i>Comp. Rate: 56hrs @ \$48/hr</i>		2,688	2,688	2,688	On Campus-Fund 100000
Watson, Truett Nathan./ISER Mfg Consulting Fees - Jan '18 <i>Comp. Rate: 63 hrs @ \$48/hr</i>		3,024	3,024	3,024	On Campus-Fund 100000
Watson, Truett Nathan./Manufacturing Consulting Sept, Contract <i>Comp. Rate: 26.5hrs @ \$48/hr</i>		1,439	1,439	1,439	On Campus-Fund 100000
Watson, Truett Nathan./Mfg Consultant Reimbursement of Travel <i>Comp. Rate: \$1565.16 travel reimbursement</i>		1,565	1,565	1,565	On Campus-Fund 100000
Watson, Truett Nathan./Mfg Consulting for Dec; ISER Contract <i>Comp. Rate: 10hrs @ \$48/hr</i>		480	480	480	On Campus-Fund 100000
Watson, Truett Nathan./Mfg Consulting for Oct '17; Contract <i>Comp. Rate: 34.5 hours @ \$48/hr</i>		1,656	1,656	1,656	On Campus-Fund 100000
Watson, Truett Nathan./Mfg Consulting-Nov; Consulting Contract <i>Comp. Rate: 21 hrs @ \$48/hr plus travel \$299.60</i>		1,308	1,308	1,308	On Campus-Fund 100000
Watson, Truett Nathan./Review of Aerospace Eng & Raspet Center <i>Comp. Rate: 53 hrs @ \$48/hr</i>		2,544	2,544	2,544	On Campus-Fund 100000
Watson, Truett Nathan./Review of Aerospace Eng & Raspet Center <i>Comp. Rate: 15 hrs @ \$48/hr</i>		720	720	720	On Campus-Fund 100000
Weeks, Benny L./Clock Repair <i>Comp. Rate: 13 hrs @ \$30/hr</i>		390	390	390	On Campus-Fund 100000
Weeks, Benny L./Welcome Center Clock Repair - 11/28 thru <i>Comp. Rate: 20 hrs @ \$30/hr</i>		600	600	600	On Campus-Fund 100000
Weeks, Benny L./Welcome Center Clock Repair - 7/9 & 26/2017 <i>Comp. Rate: 18 hrs @ 30/hr</i>		540	540	540	On Campus-Fund 100000
Weeks, Benny L./Welcome Center Clock Repair - Jan 2-12, 2018 <i>Comp. Rate: 18 hrs @ \$30/hr</i>		540	540	540	On Campus-Fund 100000
Weeks, Benny L./Welcome Center Clock Repair-1/13 thru 26/2018 <i>Comp. Rate: 19 hrs @ \$30/hr</i>		570	570	570	On Campus-Fund 100000
Weeks, Benny L./Welcome Center Clock Repair-1/29 thru 2/9/2018					

**FEES, PROFESSIONAL AND OTHER SERVICES**

Mississippi State University (265-00)

Name of Agency					
TYPE OF FEE AND NAME OF VENDOR	Retired w/ PERS	(1) Actual Expenses FY Ending June 30, 2018	(2) Estimated Expenses FY Ending June 30, 2019	(3) Requested Expenses FY Ending June 30, 2020	Fund Source
<i>Comp. Rate: 20hrs @ \$30/hr</i>		600	600	600	On Campus-Fund 100000
Weeks, Benny L./Welcome Center Clock Repair-10/25 thru					
<i>Comp. Rate: 18 hrs @ \$30/hr</i>		540	540	540	On Campus-Fund 100000
Weeks, Benny L./Welcome Center Clock Repair-10/9 thru					
<i>Comp. Rate: 23 hrs @ \$30/hr</i>		690	690	690	On Campus-Fund 100000
Weeks, Benny L./Welcome Center Clock Repair-11/7 thru 17/2017					
<i>Comp. Rate: 21 hrs @ \$30/hr</i>		630	630	630	On Campus-Fund 100000
Weeks, Benny L./Welcome Center Clock Repair-12/18 thru					
<i>Comp. Rate: 14 hrs @ \$30/hr</i>		420	420	420	On Campus-Fund 100000
Weeks, Benny L./Welcome Center Clock Repair-12/4 thru					
<i>Comp. Rate: 23 hrs @ \$30/hr</i>		690	690	690	On Campus-Fund 100000
Weeks, Benny L./Welcome Center Clock Repair-2/12 thru 23/2018					
<i>Comp. Rate: 20 hrs @ \$30/hr</i>		600	600	600	On Campus-Fund 100000
Weeks, Benny L./Welcome Center Clock Repair-2/26 thru 3/9/2018					
<i>Comp. Rate: 20 hrs @ \$30/hr</i>		600	600	600	On Campus-Fund 100000
Weeks, Benny L./Welcome Center Clock Repair-3/12 thru 23/2018					
<i>Comp. Rate: 20 hrs @ \$30/hr</i>		600	600	600	On Campus-Fund 100000
Weeks, Benny L./Welcome Center Clock Repair-3/26 thru 4/6/2018					
<i>Comp. Rate: 20 hrs @ \$30/hr</i>		600	600	600	On Campus-Fund 100000
Weeks, Benny L./Welcome Center Clock Repair-4/9 thru 4/18/2018					
<i>Comp. Rate: 16 hrs @ \$30/hr</i>		480	480	480	On Campus-Fund 100000
Weeks, Benny L./Welcome Center Clock Repair-7/19-8/8/2017					
<i>Comp. Rate: 18.5 hrs @ \$30/hr</i>		556	556	556	On Campus-Fund 100000
Weeks, Benny L./Welcome Center Clock Repair-8/29 thru 9/9/2017					
<i>Comp. Rate: 21 hrs @ \$30/hr</i>		630	630	630	On Campus-Fund 100000
Weeks, Benny L./Welcome Center Clock Repair-8/8-28/2017					
<i>Comp. Rate: 18.5 hrs @ \$30/hr</i>		555	555	555	On Campus-Fund 100000
Weeks, Benny L./Welcome Center Clock Repair-9/11 thru					
<i>Comp. Rate: 27.14hrs @ \$30/hr</i>		570	570	570	On Campus-Fund 100000
Weeks, Benny L./Welcome Center Clock Repair-9/22 thru					
<i>Comp. Rate: 20 hrs @ \$30/hr</i>		600	600	600	On Campus-Fund 100000
Westman, Karin Elizabeth./Dept of English reviewer					
<i>Comp. Rate: \$132.98 per travel reimbursement</i>		133	133	133	On Campus-Fund 100000
Westman, Karin Elizabeth./Dept of English reviewer					

**FEES, PROFESSIONAL AND OTHER SERVICES**

Mississippi State University (265-00)

Name of Agency

TYPE OF FEE AND NAME OF VENDOR	Retired w/ PERS	(1) Actual Expenses FY Ending June 30, 2018	(2) Estimated Expenses FY Ending June 30, 2019	(3) Requested Expenses FY Ending June 30, 2020	Fund Source
<i>Comp. Rate: \$1000 honorarium</i>		1,000	1,000	1,000	On Campus- Fund 100000
Wetherington, Pamela S./edTPA Boot Camp Mississippi State <i>Comp. Rate: \$1000 honorarium</i>		1,000	1,000	1,000	On Campus- Fund 100000
White, William N./MSU Visiting Writers Series workshop <i>Comp. Rate: \$750 honorarium</i>		750	750	750	On Campus- Fund 100000
Zachary, Lacey Christina./Psychology Talk program <i>Comp. Rate: \$150 travel reimbursement</i>		150	150	150	On Campus- Fund 100000
<b>Total 5790 Professional Fees &amp; Services</b>		<b>1,633,219</b>	<b>1,633,219</b>	<b>1,633,219</b>	
<b>GRAND TOTAL</b>		<b>1,633,219</b>	<b>1,633,219</b>	<b>1,633,219</b>	

**VEHICLE PURCHASE DETAILS**

Mississippi State University (265-00)

Name of Agency

<b>Year</b>	<b>Model</b>	<b>Person(s) Assigned To</b>	<b>Vehicle Purpose/Use</b>	<b>Replacement Or New?</b>	<b>FY2020 Req. Cost</b>
-------------	--------------	------------------------------	----------------------------	--------------------------------	-----------------------------

**TOTAL VEHICLE REQUEST**

**VEHICLE INVENTORY  
AS OF JUNE 30, 2018**

Mississippi State University (265-00)

Name of Agency

Vehicle Type	Vehicle Description	Model Year	Model	Person(s) Assigned To	Purpose/Use	Tag Number	Mileage on 6-30-2018	Average Miles per Year	Replacement Proposed	
									FY2019	FY2020
W	FORD F250 3/4T TRUCK	2012	FORD	DENNIS TRUAX	Research	G-60402	38,312	3,798		
P	CHEVY IMPALA 4DR SEDAN	2009	CHEVY	JANIE CIRLOT- NEW	Passenger	G-59803	94,385	10,337		
W	DODGE RAM 3500 1T CREW CAB	2017	DODGE	ALLEN COOPERWOOD	Administrative	G-78131	2,750	2,747		
W	JEEP 1/4T 4WD JEEP	1952	JEEP	RODNEY LINCOLN	Other	S-01085	24,871	0		
W	DODGE D250 1/2T TRUCK	1989	DODGE	RODNEY LINCOLN	Cargo	S-10668	79,704	598	Y	
W	FORD E350 1T VAN	1984	FORD	T. HANNIGAN	Cargo	S-07491	64,557	0	Y	
W	FORD F150 1/2T TRUCK	1996	FORD	ROLLINS	Cargo	S-16274	59,847	1,877	Y	
W	FORD F150 1/2T TRUCK	1995	FORD	ROLLINS	Facilities Management	S-15292	63,274	2,944	Y	
W	FORD F150 1/2T TRUCK	1997	FORD	GERHARD LEHNERER	Cargo	G-01718	23,129	304	Y	
W	FORD AEROSTAR 1/2T VAN	1997	FORD	THOM GORDON	Cargo	G-01507	32,969	3,857	Y	
W	FORD RANGER 1/4T TRUCK	1997	FORD	Makeetha Crain	Facilities Management	G-02181	51,165	1,678	Y	
W	FORD F150 1/2 TRUCK	1997	FORD	CHERYL BOWEN	Cargo	G-02808	66,635	4,081	Y	
W	GMC 3500 1T VAN	1994	GMC	COLBY MCCLAIN	Facilities Management	S-15072	70,672	1,138	Y	
W	GMC 1500 3/4T SUBURBAN	1996	GMC	RICKY BROCK	Facilities Management	S-16459	97,829	922	Y	
W	GMC TOPKICK 2T BUCKET TRUCK	1991	GMC	BART PRATHER	Facilities Management	S-14408	11,159	0	Y	
W	CHEVY KODIAK 2T DUMP TRUCK	1996	CHEVY	BART PRATHER	Facilities Management	S-16113	29,942	726	Y	
W	FORD F150 1/2T TRUCK	1997	FORD	MIKE BASSETT	Agriculture	G-01505	232,448	808	Y	
W	FORD E350 1T VAN	1993	FORD	WAYNE NICKELS	Facilities Management	S-13641	204,333	1,409	Y	
P	FORD F250 3/4T TRUCK	1993	FORD	TIM ELLIS	Passenger	S-14170	126,104	4,591	Y	
W	FORD F150 1/2T TRUCK	1994	FORD	MICHAEL REED	Facilities Management	S-14516	103,692	3,644	Y	
W	FORD SUPERCLUB 1T VAN	1995	FORD	BUBBA FORRESTER	Facilities Management	S-15458	206,246	261	Y	

Vehicle Type: (P)assenger/(W)ork



**VEHICLE INVENTORY  
AS OF JUNE 30, 2018**

Mississippi State University (265-00)

Name of Agency

Vehicle Type	Vehicle Description	Model Year	Model	Person(s) Assigned To	Purpose/Use	Tag Number	Mileage on 6-30-2018	Average Miles per Year	Replacement Proposed	
									FY2019	FY2020
W	FORD SUPERCLUB IT VAN	1995	FORD	RICKY BROCK	Cargo	S-15874	66,852	2,087	Y	
W	FORD SUPERCLUB IT VAN	1995	FORD	SAM MORGAN	Facilities Management	S-15463	184,474	499	Y	
W	FORD TAURUS 4DR SEDAN	1996	FORD	RICKY BROCK	Facilities Management	S-16232	163,795	1,914	Y	
P	GOSHEN COACH 25 PASS SHUTTLE BUS	1996	GOSHEN	Larry Graves	Passenger	G-00188	145,759	1,227	Y	
P	GOSHEN COACH 25 PASS SHUTTLE BUS	1996	GOSHEN	Larry Graves	Passenger	G-00189	151,653	1,419	Y	
P	GOSHEN COACH 25 PASS SHUTTLE BUS	1996	GOSHEN	Larry Graves	Passenger	G-00190	168,772	0	Y	
P	GOSHEN COACH 25 PASS SHUTTLE BUS	1996	GOSHEN	Larry Graves	Passenger	G-00191	215,402	2,014	Y	
W	FORD TAURUS 4DR SEDAN	1997	FORD	JESSE MCCARTER	Facilities Management	G-01774	195,094	2,749	Y	
W	FORD F150 1/2T TRUCK	1994	FORD	BILL PACE	Facilities Management	S-15000	119,838	874	Y	
W	FORD 5T GARBAGE TRUCK	1987	FORD	RICKY BROCK	Facilities Management	S-09550	65,454	1,157	Y	
W	GMC 1500 1/2T TRUCK	1987	GMC	PAUL PANKEY	Facilities Management	S-09551	82,502	150	Y	
W	FORD 4T FIRE TRUCK	1987	FORD	STEEN MCMULLEN	Other	S-09818	35,866	0	Y	
W	FORD 5T DUMP TRUCK	1990	FORD	RICKY BROCK	Facilities Management	S-12452	20,493	200	Y	
W	DODGE DAKOTA 1/2T TRUCK	1992	DODGE	RICKY BROCK	Facilities Management	S-13175	76,722	1,976	Y	
W	FORD F150 1/2T TRUCK	1993	FORD	BUBBA FORRESTER	Facilities Management	S-13649	69,376	3,602	Y	
W	FORD F150 1/2T TRUCK	1993	FORD	SEAN SWISHER	Facilities Management	S-13650	79,559	6,630	Y	
W	FORD F150 1/2T TRUCK	1993	FORD	Zebedee Rice	Facilities Management	S-13648	93,402	5,673	Y	
W	FORD F150 1/2T TRUCK	1993	FORD	MELVIN TURNIPSEED	Facilities Management	S-13647	89,021	5,745	Y	
W	GMC 2 1/2T TRUCK	1994	GMC	BUBBA FORRESTER	Facilities Management	S-14501	27,759	562	Y	
W	GMC 2 1/2T TRUCK	1994	GMC	BUBBA FORRESTER	Facilities Management	S-14702	15,276	556	Y	
W	FORD F150 1/2T TRUCK	1995	FORD	Zebedee Rice	Facilities Management	S-15569	114,771	6,742	Y	

Vehicle Type: (P)assenger/(W)ork

**VEHICLE INVENTORY  
AS OF JUNE 30, 2018**

Mississippi State University (265-00)

Name of Agency

Vehicle Type	Vehicle Description	Model Year	Model	Person(s) Assigned To	Purpose/Use	Tag Number	Mileage on 6-30-2018	Average Miles per Year	Replacement Proposed	
									FY2019	FY2020
W	FORD F350 1T TRUCK	1996	FORD	CORY ROBERTS	Facilities Management	S-16462	106,638	3,916	Y	
W	FORD F150 1/2T TRUCK	1996	FORD	ANTHONY JOHNSON	Facilities Management	S-16506	98,564	3,639	Y	
W	FORD F150 1/2T TRUCK	1996	FORD	RAPHAEL ELLIS	Facilities Management	S-16507	90,855	4,033	Y	
W	GMC 2T CARGO VAN	1997	GMC	JIMBO HEARNSBERGER	Facilities Management	G-02365	57,055	702	Y	
W	FORD F350 1T TRUCK	1997	FORD	KEITH VICKERS	Facilities Management	G-03246	83,774	4,530	Y	
W	CHEVROLET C10 1/2T TRUCK	1983	CHEVROLET	BEN ARDAHL	Cargo	S-06510	74,526	929	Y	
W	FORD AEROSTAR 3/4T VAN	1993	FORD	MICHAEL PARSONS	Cargo	S-13823	102,344	1,463	Y	
W	FORD F150 1/2T TRUCK	1994	FORD	TERESA DAVIS	Cargo	S-14517	62,469	2,307	Y	
P	DODGE RAM 1T VAN	1997	DODGE	HEATH PEEPLES	Passenger	G-03739	58,803	0	Y	
W	FORD CLUBWAGON 3/4T VAN	1995	FORD	KEVIN MOORE	Agriculture	S-15560	121,848	1,345	Y	
W	FORD F350 1T TRUCK	1995	FORD	TERRI SNEAD	Agriculture	S-15578	187,841	1,243	Y	
W	GMC 3500 1T TRUCK	1995	GMC	MIKE BASSETT	Cargo	S-15604	129,373	0	Y	
W	CHEVY C20 3/4T TRUCK	1987	CHEVY	TERRI SNEAD	Agriculture	S-09816	166,642	214	Y	
W	FORD CLUBWAGON 3/4T VAN	1998	FORD	PAUL PANKEY	Facilities Management	G-05157	177,715	1,439	Y	
W	FORD CLUBWAGON 3/4T VAN	1998	FORD	JODAN BOYKIN	Facilities Management	G-05155	280,748	4,161	Y	
W	FORD F150 1/2T TRUCK	1998	FORD	MIKE MALONE	Facilities Management	G-05221	98,064	6,079	Y	
W	FORD F150 1/2T TRUCK	1998	FORD	WILL LAWRENCE	Facilities Management	G-05223	78,720	2,654	Y	
W	FORD F150 1/2T TRUCK	1998	FORD	TRACY HILL	Facilities Management	G-05218	99,419	5,372	Y	
W	FORD F150 1/2T TRUCK	1998	FORD	DALLAS STEPHENS	Facilities Management	G-05219	104,790	5,795	Y	

Vehicle Type: (P)assenger/(W)ork

**VEHICLE INVENTORY  
AS OF JUNE 30, 2018**

Mississippi State University (265-00)

Name of Agency

Vehicle Type	Vehicle Description	Model Year	Model	Person(s) Assigned To	Purpose/Use	Tag Number	Mileage on 6-30-2018	Average Miles per Year	Replacement Proposed	
									FY2019	FY2020
W	FORD F150 1/2T TRUCK	1998	FORD	JOHN T JOHNSON	Facilities Management	G-05220	69,587	2,920	Y	
W	FORD F150 1/2 TRUCK	1998	FORD	BUBBA FORRESTER	Facilities Management	G-05222	81,693	3,579	Y	
W	FORD CLUBWAGON 3/4T VAN	1998	FORD	TERRI SNEAD	Agriculture	G-06221	195,596	689	Y	
P	FORD CLUBWAGON 3/4T VAN	1998	FORD	RODGERS	Passenger	G-06300	274,060	293	Y	
W	FORD WINDSTAR 1/2T VAN	1998	FORD	CARL KELLY	Facilities Management	G-06295	82,971	3,429	Y	
W	FORD WINDSTAR 1/2T VAN	1998	FORD	GERHARD LEHNERER	Cargo	G-06023	21,887	450	Y	
P	FORD CLUBWAGON 3/4T VAN	1998	FORD	MIKE BASSETT	Passenger	G-06769	222,119	0	Y	
W	FORD WINDSTAR 1/2T VAN	1998	FORD	DAVID MIXON	Cargo	G-06924	26,963	1,045	Y	
W	FORD WINDSTAR 1/2T VAN	1998	FORD	DAVID MIXON	Cargo	G-07098	34,741	1,326	Y	
P	CHEVY 1500 1/2T SUBURBAN	1999	CHEVY	BACA	Passenger	G-07753	272,572	25,380	Y	
P	METROTRANS 32 PASS SHUTTLE BUS	1998	METROTRANS	Larry Graves	Passenger	G-08070	108,843	0	Y	
P	METROTRANS 32 PASS SHUTTLE BUS	1998	METROTRANS	Larry Graves	Passenger	G-08069	160,894	475	Y	
P	METROTRANS 32 PASS SHUTTLE BUS	1998	METROTRANS	Larry Graves	Passenger	G-08068	137,487	308	Y	
W	FORD TAURUS 4DR SEDAN	1999	FORD	MICHAEL PARSONS	Facilities Management	G-08582	169,779	784	Y	
W	DODGE 1/2T CARAVAN	1999	DODGE	CHRISTI PARKER	Cargo	G-08720	190,907	451	Y	
W	DODGE RAM 1500 1/2 TRUCK	1999	DODGE	KATZMAN ROGERS	Facilities Management	G-08604	83,627	2,802	Y	
W	FORD WINDSTAR 1/2T VAN	1999	FORD	DAVID MIXON	Cargo	G-08953	34,690	1,306	Y	
P	DODGE RAM 3/4T VAN	1999	DODGE	DENNIS TRUAX	Passenger	G-08896	125,257	1,902	Y	
W	FORD F150 1/2T TRUCK	1999	FORD	LATHAM	Cargo	G-09288	64,943	679	Y	

Vehicle Type: (P)assenger/(W)ork

**VEHICLE INVENTORY  
AS OF JUNE 30, 2018**

Mississippi State University (265-00)

Name of Agency

Vehicle Type	Vehicle Description	Model Year	Model	Person(s) Assigned To	Purpose/Use	Tag Number	Mileage on 6-30-2018	Average Miles per Year	Replacement Proposed	
									FY2019	FY2020
W	DODGE RAM 1500 1/2T TRUCK	1999	DODGE	RONNIE WHITE	Law Enforcement	G-09227	58,209	1,131	Y	
W	FORD F350 1T TRUCK	1999	FORD	DONALD CARMICHEAL	Facilities Management	G-09536	186,615	593	Y	
W	DODGE RAM 1500 1/2T TRUCK	1999	DODGE	Zebedee Rice	Facilities Management	G-09977	91,246	4,462	Y	
W	DODGE RAM 1500 1/2 TRUCK	1999	DODGE	BRAD FULGHAM	Facilities Management	G-09975	139,771	3,886	Y	
W	DODGE RAM 1500 1/2T TRUCK	1999	DODGE	DOUG BLAIR	Facilities Management	G-09976	76,264	6,851	Y	
W	FORD F150 1/2T TRUCK	1999	FORD	RONNIE PUCKET	Cargo	G-10082	91,985	5,273	Y	
W	GMC 2500 3/4T 4WD TRUCK	2000	GMC	LESTER KHOO	Agriculture	G-14240	93,035	783	Y	
W	DODGE 1/2T CARAVAN	2000	DODGE	WAVERLY OAKLEY	Cargo	G-14238	162,191	4,971	Y	
W	DODGE 1/2T CARAVAN	2000	DODGE	CARL KELLY	Facilities Management	G-14235	137,214	3,124	Y	
W	DODGE 1/2T CARAVAN	2000	DODGE	JAMES FOSTER	Academic Recruitment	G-15040	120,053	862	Y	
P	FORD 3/4T EXCURSION	2000	FORD	JULIE JORDAN	Passenger	G-15579	71,459	3,209	Y	
W	CHEVROLET S10 1/2T BLAZER	2001	CHEVROLET	WAYNE NICKELS	Law Enforcement	G-18311	119,118	1,618	Y	
W	FORD WINDSTAR 1/2T VAN	2001	FORD	CHARLES BELL	Academic Recruitment	G-18641	111,033	3,653	Y	
W	DODGE 2500 3/4T VAN	2002	DODGE	Larry Graves	Cargo	G-20683	65,141	208	Y	
P	FORD F150 1/2T 4WD TRUCK	2002	FORD	ERVIN	Passenger	G-21806	117,217	950	Y	
W	DODGE 2500 3/4T VAN	2002	DODGE	CHERYL BOWEN	Cargo	G-20685	81,080	2,156	Y	
P	DODGE 1/2T GRAND CARAVAN	2002	DODGE	PAM STAFFORD	Passenger	G-23008	179,141	1,023	Y	
W	DODGE RAM 1500 1/2T TRUCK	2001	DODGE	SUSAN SLOOP	Cargo	G-15146	177,247	4,019	Y	
W	FORD RANGER 1/4T TRUCK	2000	FORD	R. THOMPSON	Cargo	G-15301	262,191	0	Y	
P	CHEVY 1500 1/2T SUBURBAN	2002	CHEVY	THOM GORDON	Passenger	G-23242	71,795	8,425	Y	

Vehicle Type: (P)assenger/(W)ork

**VEHICLE INVENTORY  
AS OF JUNE 30, 2018**

Mississippi State University (265-00)

Name of Agency

Vehicle Type	Vehicle Description	Model Year	Model	Person(s) Assigned To	Purpose/Use	Tag Number	Mileage on 6-30-2018	Average Miles per Year	Replacement Proposed	
									FY2019	FY2020
W	FORD F250 3/4T TRUCK	2003	FORD	TIMOTHY BUSH	Facilities Management	G-24040	103,228	5,633	Y	
P	FORD CROWN VICTORIA 4DR SEDAN	2003	FORD	DON BUFFUM	Passenger	G-24182	106,076	1,116	Y	
P	FORD F150XL 1/2T TRUCK	2003	FORD	Dawe, Angus	Passenger	G-23972	125,745	10,000	Y	
W	FORD F250 3/4T 4WD TRUCK	2003	FORD	GRAHAM ROSSER	Agriculture	G-24699	85,615	1,056	Y	
P	DODGE 1/2T CARAVAN	2003	DODGE	THOM GORDON	Passenger	G-23537	208,454	6,164	Y	
W	FORD TAURUS 4DR SEDAN	2003	FORD	FLOYD LEMM	Facilities Management	G-24835	118,579	5,918	Y	
P	FORD TAURUS 4DR SEDAN	2003	FORD	Larry Graves	Passenger	G-24834	89,790	2,168	Y	
W	FORD RANGER 1/4T TRUCK	1997	FORD	SAMMY VAUGHN	Facilities Management	G-24813	172,617	3,070	Y	
W	FORD F350 1T TRUCK	2003	FORD	HART BAILEY	Agriculture	G-25962	108,449	0	Y	
W	FORD F450 1 1/2T TRUCK	2003	FORD	TERESA DAVIS	Cargo	G-25681	52,664	1,391	Y	
W	CHEVY CK1 1/2 4WD TRUCK	1990	CHEVY	RODNEY LINCOLN	Cargo	G-19967	91,679	913	Y	
P	CHAMPION 35 PASS SHUTTLE BUS	2003	CHAMPION	Larry Graves	Passenger	G-25961	118,899	892	Y	
P	CHAMPION 35 PASS SHUTTLE BUS	2003	CHAMPION	Larry Graves	Passenger	G-25960	63,373	819	Y	
W	FORD F350 1T TRUCK	2003	FORD	TERRI SNEAD	Agriculture	G-26882	141,646	2,758	Y	
W	CHEVY 1500 1/2T TRUCK	2003	CHEVY	ALLEN LITTLE	Facilities Management	G-25739	75,365	4,881	Y	
W	CHEVY 1500 1/2T TRUCK	2003	CHEVY	DREW NICKELS	Facilities Management	G-25740	69,874	6,390	Y	
W	CHEVY 1500 1/2T TRUCK	2003	CHEVY	MICHAEL REED	Facilities Management	G-25741	94,585	4,788	Y	
W	CHEVY 1500 1/2T TRUCK	2003	CHEVY	RANDALL MCCLELLAND	Facilities Management	G-25742	56,776	4,809	Y	
W	CHEVY 2500 3/4T TRUCK	2003	CHEVY	BUBBA FORRESTER	Facilities Management	G-25646	80,790	7,872	Y	
W	CHEVY C2500 3/4T TRUCK	2003	CHEVY	JOE KEETON	Facilities Management	G-25644	64,279	5,434	Y	

Vehicle Type: (P)assenger/(W)ork

**VEHICLE INVENTORY  
AS OF JUNE 30, 2018**

Mississippi State University (265-00)

Name of Agency

Vehicle Type	Vehicle Description	Model Year	Model	Person(s) Assigned To	Purpose/Use	Tag Number	Mileage on 6-30-2018	Average Miles per Year	Replacement Proposed	
									FY2019	FY2020
W	GMC SIERRA 1/2T TRUCK	2003	GMC	ELLIOTT	Cargo	G-25645	54,747	1,739	Y	
W	GMC SIERRA 1/2T TRUCK	2003	GMC	TERENCIO LAWRENCE	Facilities Management	G-25647	80,294	6,985	Y	
W	E-ONE 4T FIRE TRUCK	2003	E-ONE	STEEN MCMULLEN	Other	G-27863	40,514	0	Y	
P	FORD TAURUS 4DR SEDAN	2004	FORD	David Canterbury	Passenger	G-28387	118,426	1,755	Y	
P	FORD TAURUS 4DR SEDAN	2004	FORD	ADAM BERRY	Passenger	G-28388	53,841	260	Y	
W	FORD E150 1/2T VAN	2004	FORD	DOSS MCILLWAIN	Facilities Management	G-28545	59,883	2,762	Y	
W	FORD F350 1T TRUCK	2004	FORD	KENNETH ROGERS	Law Enforcement	G-28338	31,842	6,244	Y	
W	FORD RANGER 1/4T TRUCK	2004	FORD	JUSTIN CRAWFORD	Facilities Management	G-28600	53,215	3,443	Y	
P	CHAMPION 35 PASS SHUTTLE BUS	2004	CHAMPION	Larry Graves	Passenger	G-28859	136,017	0	Y	
P	FORD E350 XL 3/4T VAN	2004	FORD	ANN TRIPLETT	Passenger	G-28713	133,046	83	Y	
P	FORD E350 XL 3/4T VAN	2004	FORD	Larry Graves	Passenger	G-28712	122,603	2,237	Y	
W	FORD RANGER 1/4T TRUCK	2004	FORD	MARTIN JONES	Facilities Management	G-29092	60,322	3,786	Y	
W	DODGE 1/2T CARAVAN	2005	DODGE	THOM GORDON	Cargo	G-29030	164,503	5,611	Y	
P	FORD F350 1T TRUCK	2005	FORD	CHRISTI PARKER	Passenger	G-32224	169,165	2,590	Y	
W	CHEVROLET IMPALA 4DR SEDAN	2005	CHEVROLET	KENNETH SPENCER	Law Enforcement	G-32022	124,267	8,200	Y	
P	DODGE 1/2T CARAVAN	2005	DODGE	CHRISTI PARKER	Passenger	G-32603	209,421	4,876	Y	
W	FORD FREESTAR 1/2T VAN	2005	FORD	GERHARD LEHNERER	Cargo	G-33235	24,848	2,077	Y	
W	FORD E150 1/2T VAN	2006	FORD	TONY ALLEN	Cargo	G-34204	60,696	5,876	Y	
P	DODGE 1/2T GRAND CARAVAN	2005	DODGE	DENNIS SANKOVICH	Passenger	G-34141	77,208	3,328	Y	
P	CHAMPION 35 PASS SHUTTLE BUS	2005	CHAMPION	Larry Graves	Passenger	G-34614	134,119	4,298	Y	

Vehicle Type: (P)assenger/(W)ork

**VEHICLE INVENTORY  
AS OF JUNE 30, 2018**

Mississippi State University (265-00)

Name of Agency

Vehicle Type	Vehicle Description	Model Year	Model	Person(s) Assigned To	Purpose/Use	Tag Number	Mileage on 6-30-2018	Average Miles per Year	Replacement Proposed	
									FY2019	FY2020
W	DODGE DAKOTA 1/4T TRUCK	1999	DODGE	JIMBO HEARNSBERGER	Facilities Management	G-37621	136,881	1,440	Y	
W	GMC 1500 1/2T TRUCK	2006	GMC	GLORIA DAVIS	Facilities Management	G-34769	16,166	1,354	Y	
W	GMC 1500 1/2T TRUCK	2006	GMC	DENNIS WILLIAMS	Facilities Management	G-34768	28,170	1,091	Y	
W	GMC 1500 1/2T TRUCK	2006	GMC	BRYAN COLLINS	Facilities Management	G-34770	30,011	2,068	Y	
W	FORD E150 1/2T VAN	2006	FORD	MACK GILL	Facilities Management	G-34896	40,779	3,473	Y	
W	FORD RANGER 1/4T TRUCK	2006	FORD	FRED MOCK	Facilities Management	G-34886	21,885	1,249	Y	
W	GMC 1500 1/2T TRUCK	2006	GMC	SUSAN SLOOP	Agriculture	G-35080	222,355	8,138	Y	
W	DODGE DH2L62 3/4T TRUCK	2006	DODGE	BEN SHARPE	Facilities Management	G-35626	45,741	6,318	Y	
P	FORD TAURUS 4DR SEDAN	2006	FORD	PATRIK NORDIN	Passenger	G-36245	232,874	351	Y	
W	FORD RANGER 1/4T TRUCK	2006	FORD	TIM DINNING	Facilities Management	G-35563	31,486	1,988	Y	
P	DODGE 1/2T CARAVAN	2006	DODGE	D. MAGEE	Passenger	G-35468	116,367	3,593	Y	
P	FORD F350 1T TRUCK	2006	FORD	CHRISTI PARKER	Passenger	G-36613	157,183	4,196	Y	
W	GMC SIERRA 1/2T TRUCK	2006	GMC	JAMES BLAIR	Facilities Management	G-37181	98,398	7,203	Y	
W	GMC SIERRA 1/2T TRUCK	2006	GMC	SHAWN HIGGINS	Facilities Management	G-37179	83,197	4,373	Y	
W	GMC SIERRA 1/2T TRUCK	2006	GMC	JOHNNIE TURNIPSEED	Facilities Management	G-37178	63,397	4,727	Y	
W	GMC SIERRA 1/2T TRUCK	2006	GMC	BARRY HOLLOWAY	Facilities Management	G-37180	35,932	3,333	Y	
W	FORD F250XL 3/4T TRUCK	2006	FORD	ALLEN COOPERWOOD	Facilities Management	G-37182	65,800	3,085	Y	
W	FORD F350 1T TRUCK	2006	FORD	KEITH VICKERS	Facilities Management	G-37183	55,214	3,694	Y	
P	FORD TAURUS 4DR SEDAN	2007	FORD	KASONDRA HARRIS	Passenger	G-38238	105,206	7,380	Y	
W	DODGE 1/2T CARAVAN	2006	DODGE	Taylor Paine	Cargo	G-39020	57,805	6,187	Y	

Vehicle Type: (P)assenger/(W)ork

**VEHICLE INVENTORY  
AS OF JUNE 30, 2018**

Mississippi State University (265-00)

Name of Agency

Vehicle Type	Vehicle Description	Model Year	Model	Person(s) Assigned To	Purpose/Use	Tag Number	Mileage on 6-30-2018	Average Miles per Year	Replacement Proposed	
									FY2019	FY2020
W	DODGE 1/2T CARAVAN	2007	DODGE	THOM GORDON	Academic Recruitment	G-39490	105,416	2,331	Y	
P	STARTRANS 31 PASS SHUTTLE BUS	2006	STARTRANS	Larry Graves	Passenger	G-39951	137,915	12,390	Y	
P	STARTRANS 31 PASS SHUTTLE BUS	2006	STARTRANS	Larry Graves	Passenger	G-40280	62,735	2,560	Y	
P	STARTRANS 31 PASS SHUTTLE BUS	2006	STARTRANS	Larry Graves	Passenger	G-40279	81,786	1,961	Y	
W	FORD CROWN VICTORIA 4DR SEDAN	2007	FORD	Nick Coe	Law Enforcement	G-41015	78,575	9,051	Y	
P	CHEVY 1/2T TRAILBLAZER	2007	CHEVY	ARTHUR COSBY	Passenger	G-41597	119,791	2,560	Y	
P	FORD E350 1T VAN	2007	FORD	DENNIS TRUAX	Passenger	G-41288	120,816	4,947	Y	
P	FORD E350 1T VAN	2007	FORD	RODGERS	Passenger	G-41967	206,005	5,650	Y	
P	DODGE 1/2T DURANGO	2007	DODGE	HEATH PEEPLES	Passenger	G-41968	96,777	4,852	Y	
W	FORD F350 1T TRUCK	2008	FORD	TERRI SNEAD	Agriculture	G-43569	135,781	10,281	Y	
W	FORD F250 3/4T TRUCK	2008	FORD	Brad Winfield	Cargo	G-45508	36,409	2,419	Y	
W	FORD F250 3/4T TRUCK	2008	FORD	Brad Winfield	Cargo	G-45507	38,059	2,366	Y	
W	CHEVY UPLANDER 1/2T VAN	2008	CHEVY	THOM GORDON	Academic Recruitment	G-44899	110,793	5,069	Y	
W	FORD RANGER 1/4T TRUCK	2008	FORD	DEREK HUNT	Facilities Management	G-45744	34,497	6,122	Y	
W	FORD RANGER 1/4T TRUCK	2008	FORD	VALISA EVANS	Facilities Management	G-45741	55,797	3,129	Y	
W	FORD RANGER 1/4T TRUCK	2008	FORD	LOUELLA CALMES	Facilities Management	G-45742	49,674	4,314	Y	
W	FORD RANGER 1/4T TRUCK	2008	FORD	JOLYNN JACKSON	Facilities Management	G-45743	65,387	3,963	Y	
W	FORD RANGER 1/4T TRUCK	2008	FORD	CHARLES OSWALT	Facilities Management	G-45745	43,467	6,877	Y	
W	FORD F150 1/2T TRUCK	2008	FORD	BILL PACE	Facilities Management	G-45506	71,623	6,120	Y	
P	CHEVROLET IMPALA 4DR SEDAN	2008	CHEVROLET	BILL PACE	Passenger	G-45509	119,358	11,606	Y	

Vehicle Type: (P)assenger/(W)ork



**VEHICLE INVENTORY  
AS OF JUNE 30, 2018**

Mississippi State University (265-00)

Name of Agency

Vehicle Type	Vehicle Description	Model Year	Model	Person(s) Assigned To	Purpose/Use	Tag Number	Mileage on 6-30-2018	Average Miles per Year	Replacement Proposed	
									FY2019	FY2020
W	FORD F250 3/4T TRUCK	2008	FORD	BUBBA FORRESTER	Facilities Management	G-45511	51,732	13,156	Y	
P	CHEVY EXPRESS 3/4T VAN	2008	CHEVY	JODIE WOMACK	Passenger	G-46155	12,948	1,624	Y	
P	STARTRANS 31 PASS SHUTTLE BUS	2006	STARTRANS	Larry Graves	Passenger	G-39750	103,273	1,076	Y	
W	FORD F150 1/2T TRUCK	2008	FORD	BACA	Cargo	G-47222	165,834	21,058	Y	
W	FORD F350 1T TRUCK	2008	FORD	CHRIS HILLHOUSE	Facilities Management	G-47221	21,182	2,059	Y	
P	CHEVY UPLANDER 1/2T VAN	2008	CHEVY	Kimberly Woodruff	Passenger	G-47399	84,371	9,606	Y	
W	FORD CROWN VICTORIA 4DR SEDAN	2008	FORD	Spikes	Law Enforcement	G-48443	74,175	9,531	Y	
P	CHEVROLET 1/2T TRAILBLAZER	2008	CHEVROLET	ARTHUR COSBY	Passenger	G-48313	103,016	2,256	Y	
W	CHEVY UPLANDER 1/2T VAN	2008	CHEVY	AVENT VANHORN	Academic Recruitment	G-48662	84,687	5,070	Y	
W	FORD F250 3/4T TRUCK	2008	FORD	WAGGONER	Cargo	G-47400	41,099	6,985	Y	
W	FORD F250 3/4T TRUCK	2009	FORD	BRANDON HARDIN	Facilities Management	G-48823	30,950	3,503	Y	
W	FORD F150 1/2T TRUCK	2009	FORD	PERRY SELLARS	Facilities Management	G-48824	43,782	2,061	Y	
W	FORD F150 1/2T TRUCK	2009	FORD	JODAN BOYKIN	Facilities Management	G-48825	45,703	7,770	Y	
P	GOSHEN COACH 25 PASS SHUTTLE BUS	2008	GOSHEN	Larry Graves	Passenger	G-49452	92,477	3,213	Y	
P	FORD E350 1T VAN	2009	FORD	Larry Graves	Passenger	G-49471	76,814	2,968	Y	
P	DODGE 1/2T GRAND CARAVAN	2009	DODGE	BILL PACE	Passenger	G-49453	99,049	11,781	Y	
P	DODGE 1/2T CARAVAN	2009	DODGE	Sheila Ashley	Passenger	G-50254	38,831	8,778	Y	
W	GMC SAVANA 1T CARGO VAN	2006	GMC	MICHAEL FONTENOT	Cargo	G-50513	125,632	4,996	Y	
W	FORD F150 1/2T TRUCK	2009	FORD	ELLIOTT	Cargo	G-50511	29,818	4,157	Y	
W	DODGE 3/4T SPRINTER VAN	2008	DODGE	Michael Chain	Cargo	G-50514	25,086	1,330	Y	

Vehicle Type: (P)assenger/(W)ork

**VEHICLE INVENTORY  
AS OF JUNE 30, 2018**

Mississippi State University (265-00)

Name of Agency

Vehicle Type	Vehicle Description	Model Year	Model	Person(s) Assigned To	Purpose/Use	Tag Number	Mileage on 6-30-2018	Average Miles per Year	Replacement Proposed	
									FY2019	FY2020
W	FORD ESCAPE 1/2T SUV	2009	FORD	JASON BOLER	Facilities Management	G-50510	22,943	1,367	Y	
W	FORD F350 1T TRUCK	2009	FORD	Kimberly Woodruff	Agriculture	G-49967	152,348	0	Y	
P	DODGE RAM SE BRAUN 1/2T VAN	2007	DODGE	JANIE CIRLOT-NEW	Passenger	G-50917	78,219	3,626	Y	
W	FORD F250 3/4T TRUCK	2009	FORD	rollins	Cargo	G-51009	22,740	1,589	Y	
W	DODGE 1/2T CARAVAN	2009	DODGE	Judd Williams	Academic Recruitment	G-50969	105,252	16,308	Y	
P	FORD MODEL A 2DR SEDAN	1929	FORD	PATRIK NORDIN	Passenger	G-51960	7,819	0	Y	
W	INTERNATIONAL 4300 26T TRUCK	2004	INTERNATIONAL	ELVA KAYE LANCE	Cargo	G-51010	143,058	972	Y	
W	FORD F250 3/4T TRUCK	2010	FORD	TREY BRECKENRIDGE	Cargo	G-51542	106,771	4,856	Y	
P	DODGE 1/2T CARAVAN	2009	DODGE	Larry Graves	Passenger	G-52463	51,685	16,421	Y	
W	FORD E350 1T CARGO VAN	2010	FORD	ANDY SHORES	Cargo	G-52461	31,931	3,937	Y	
W	FORD F250 3/4T TRUCK	1996	FORD	JONATHAN HUGHES	Facilities Management	G-02609	97,292	4,340	Y	
P	FORD E350 1T VAN	2010	FORD	Larry Graves	Passenger	G-52462	124,809	2,803	Y	
P	FORD ESCAPE XLS 1/2T SUV	2010	FORD	DANTE HILL	Passenger	G-53762	63,759	3,670	Y	
W	FORD E150 1/2T CARGO VAN	2010	FORD	ERICK MOYE	Cargo	G-53760	15,798	2,270	Y	
W	FORD F150 1/2T TRUCK	2010	FORD	CHRIS WILLIAMS	Facilities Management	G-53761	33,700	4,975	Y	
W	FORD F350 1T TRUCK	2001	FORD	PERRY SELLARS	Facilities Management	G-53640	135,153	647	Y	
P	FORD ESCAPE 1/4T SUV	2010	FORD	Katy Sneed	Passenger	G-54659	116,705	10,704	Y	
P	DODGE 1/2T GRAND CARAVAN	2010	DODGE	NARON REMILLARD	Passenger	G-54450	78,297	11,016	Y	
P	FORD E150 1/2T VAN	1993	FORD	JANIE CIRLOT-NEW	Passenger	G-55368	19,678	0	Y	
P	CHEVY EXPRESS 1/2T VAN	2011	CHEVY	JOHN BLANTON	Passenger	G-55941	166,241	21,265	Y	

Vehicle Type: (P)assenger/(W)ork

**VEHICLE INVENTORY  
AS OF JUNE 30, 2018**

Mississippi State University (265-00)

Name of Agency

Vehicle Type	Vehicle Description	Model Year	Model	Person(s) Assigned To	Purpose/Use	Tag Number	Mileage on 6-30-2018	Average Miles per Year	Replacement Proposed	
									FY2019	FY2020
W	NISSAN 1/2T 4DR PATHFINDER	2011	NISSAN	LEIGHTON SPANN	Agriculture	G-56052	153,626	28,384	Y	
P	FORD ESCAPE 1/2T SUV	2012	FORD	NARON REMILLARD	Passenger	G-57715	131,709	15,697	Y	
P	MERCEDES BENZ SPRINTER 2500 1.5T VAN	2011	MERCEDES	SMITH	Passenger	G-60440	12,043	846	Y	
W	FORD F150 1/2T TRUCK	2013	FORD	JOHNNIE TURNIPSEED	Facilities Management	G-06385	20,872	5,326	Y	
W	BUS SHUTTLE 32 PASS	2014	BUS	Larry Graves	Mass Transit	G-64926	78,289	13,942	Y	
W	BUS SHUTTLE 32 PASS	2014	BUS	Larry Graves	Mass Transit	G-64922	98,269	37,468	Y	
W	BUS SHUTTLE 32 PASS	2014	BUS	Larry Graves	Mass Transit	G-65261	99,126	22,478	Y	
W	CHEVY TRAVERSE LS 1/2T	2014	CHEVY	GEORGE DAVIS	Facilities Management	G-65704	6,986	1,393	Y	
W	TRUCK FORD F350 1T	2015	TRUCK	RANDY BRIGHT	Facilities Management	G-67283	11,435	2,851	Y	
W	FORD SPORT UTILITY INTERCEPTOR	2014	FORD	KENNETH ROGERS	Law Enforcement	G-68433	70,048	24,778	Y	
W	FORD TRANSIT CONNECT XL CARGO VAN 2.5L	2015	FORD	DAVID MIXON	Cargo	G-70129	7,772	2,441	Y	
W	FORD TRANSIT CONNECT XL CARGO VAN 2.5L	2015	FORD	DAVID MIXON	Cargo	G-70130	7,648	2,792	Y	
W	DODGE GRAND CARAVAN MINI 7 PASS	2016	DODGE	JANIE CIRLOT NEW	Administrative	G-71286	50,761	19,401	Y	
W	NISSAN TITAN 1/2T 4WD TRUCK	2011	NISSAN	GLENN DENNIS	Administrative	G-76255	230,176	31,163	Y	
W	CHAMPION 35 PASS SHUTTLE BUS	2011	CHAMPION	Larry Graves	Mass Transit	G-55151	54,872	11,659		
W	FORD RANGER XLT 1/4T TRUCK	2011	FORD	PATRIK NORDIN	Cargo	G-55925	22,799	1,977		Y
P	FORD E350XL 1T VAN	2011	FORD	Larry Graves	Passenger	G-56011	159,678	47,058		Y
P	CHEVY IMPALA 4DR SEDAN	2011	CHEVY	JACOB FORRESTER	Passenger	G-55987	124,833	504		Y

Vehicle Type: (P)assenger/(W)ork

**VEHICLE INVENTORY  
AS OF JUNE 30, 2018**

Mississippi State University (265-00)

Name of Agency

Vehicle Type	Vehicle Description	Model Year	Model	Person(s) Assigned To	Purpose/Use	Tag Number	Mileage on 6-30-2018	Average Miles per Year	Replacement Proposed	
									FY2019	FY2020
P	CHEVY IMPALA 4DR SEDAN	2011	CHEVY	MARVELL HOWARD	Passenger	G-56012	128,594	2,098		Y
P	CHEVY IMPALA 4DR SEDAN	2011	CHEVY	MARK KEENUM	Passenger	G-55986	122,166	3,075		Y
P	DODGE 1/2T GRAND CARAVAN	2011	DODGE	Larry Graves	Passenger	G-56010	106,267	3,039		Y
W	NISSAN TITAN 1/2T 4WD TRUCK	2011	NISSAN	LESTER KHOO	Research	G-55097	63,939	5,244		Y
W	FORD ESCAPE XLS 1/2T SUV	2011	FORD	LARI WRIGHT	Cargo	G-56983	18,208	1,899		Y
W	FORD F150 1/2T TRUCK	2011	FORD	RODGERS	Research	G-57869	82,802	8,331		Y
W	FORD E350 1T VAN	2002	FORD	CALLOWAY	Cargo	G-57979	103,699	919		Y
W	CHEVY SILVERADO 1/2T TRUCK	2007	CHEVY	Frey	Cargo	G-57980	73,665	2,842		Y
P	CHEVY IMPALA 4DR SEDAN	2012	CHEVY	DON BUFFUM	Passenger	G-58486	33,048	4,979		Y
W	CHAMPION 35 PASS SHUTTLE BUS	2012	CHAMPION	Larry Graves	Mass Transit	G-58400	17,213	3,904		Y
W	GLAVAL 35 PASS SHUTTLE BUS	2011	GLAVAL	Larry Graves	Mass Transit	G-58772	56,386	14,218		Y
W	GLAVAL 35 PASS SHUTTLE BUS	2011	GLAVAL	Larry Graves	Mass Transit	G-58773	40,480	7,761		Y
W	FORD F150 1/2T TRUCK	2011	FORD	MICHAEL REED	Facilities Management	G-58607	45,675	5,018		Y
W	FORD CROWN VICTORIA 4DR SEDAN	2011	FORD	Wesley Bunch	Law Enforcement	G-58770	50,130	12,518		Y
P	NISSAN 1/2T 4DR PATHFINDER	2012	NISSAN	BLYTHE MCCANCE	Passenger	G-59568	79,086	22,363		Y
P	NISSAN 1/2T 4DR PATHFINDER	2012	NISSAN	CHUCK DAWKINS	Passenger	G-59567	160,518	41,650		Y
W	FORD F350 1T TRUCK	2012	FORD	WADE RAY	Facilities Management	G-60011	19,144	4,184		Y
W	FORD F350 1T TRUCK	2012	FORD	KEITH VICKERS	Facilities Management	G-60010	20,614	3,717		Y
W	FORD F150 1/2T TRUCK	2012	FORD	MICHAEL REED	Facilities Management	G-60006	20,124	4,387		Y
W	FORD F150 1/2T TRUCK	2012	FORD	Zebedee Rice	Facilities Management	G-60008	34,234	6,976		Y

Vehicle Type: (P)assenger/(W)ork

**VEHICLE INVENTORY  
AS OF JUNE 30, 2018**

Mississippi State University (265-00)

Name of Agency

Vehicle Type	Vehicle Description	Model Year	Model	Person(s) Assigned To	Purpose/Use	Tag Number	Mileage on 6-30-2018	Average Miles per Year	Replacement Proposed	
									FY2019	FY2020
W	FORD F150 1/2T TRUCK	2012	FORD	RUSTY MCDANIEL	Facilities Management	G-60009	11,319	1,870		Y
W	FORD F150 1/2T TRUCK	2012	FORD	BRANDON HARDIN	Facilities Management	G-60007	17,120	3,333		Y
P	DODGE RAM 1500 1/2T TRUCK	2012	DODGE	RONNIE WHITE	Passenger	G-27617	15,781	1,763		Y
P	PATHFINDER	2012		ARTHUR COSBY	Passenger	G-60668	56,016	7,814		Y
W	F550	2012		RICKY BROCK	Facilities Management	G-59943	3,916	661		Y
P	H3-45	2011		Larry Graves	Passenger	G-59323	76,076	6,289		Y
W	DODGE 1/2T GRAND CARAVAN	2012	DODGE	WAVERLY OAKLEY	Cargo	G-60164	75,587	19,265		Y
P	FORD ESCAPE 1/2T SUV	2012	FORD	BRAD MASSEY	Passenger	G-60281	17,951	6,776		Y
P	FORD ESCAPE 1/2T SUV	2012	FORD	Nick Coe	Passenger	G-60280	40,636	6,986		Y
P	FORD F150XL 1/2T TRUCK	2003	FORD	rollins	Passenger	G-60667	85,736	2,252		Y
W	FORD F150 1/2T TRUCK	2012	FORD	DEAN FIELDER	Facilities Management	G-61331	27,495	4,711		Y
P	CHEVROLET EXPRESS 25 1/2T VAN	2013	CHEVROLET	Dawe, Angus	Passenger	G-61275	8,751	942		Y
W	FORD F350 1T TRUCK	2012	FORD	TERRI SNEAD	Research	G-61962	44,083	8,817		Y
W	FORD F350 1T TRUCK	2012	FORD	MIKE BASSETT	Research	G-61963	49,672	10,423		Y
W	FORD F150 1/2T TRUCK	2013	FORD	SUSAN SLOOP	Research	G-62345	77,501	11,781		Y
W	FORD F150 1/2T TRUCK	2013	FORD	SUSAN SLOOP	Research	G-62347	66,928	8,774		Y
W	DODGE RAM 5500 1/1/2T TRUCK	2012	DODGE	PHIL BUSHBY	Research	G-61417	65,666	8,336		Y
P	FORD F150 1/2T TRUCK	2005	FORD	ELLIOTT	Passenger	G-62346	111,341	2,270		Y
P	DODGE 1/2T CARAVAN	2012	DODGE	Larry Graves	Passenger	G-60998	50,980	10,285		Y
W	FORD RANGER 1/4T TRUCK	1997	FORD	TODD DUNN	Cargo	G-27690	69,068	784		Y

Vehicle Type: (P)assenger/(W)ork

**VEHICLE INVENTORY  
AS OF JUNE 30, 2018**

Mississippi State University (265-00)

Name of Agency

Vehicle Type	Vehicle Description	Model Year	Model	Person(s) Assigned To	Purpose/Use	Tag Number	Mileage on 6-30-2018	Average Miles per Year	Replacement Proposed	
									FY2019	FY2020
P	DODGE GRAND CARAVAN 1/2T VAN	2013	DODGE	Andrew Nutt	Passenger	G-63861	80,355	22,226		Y
W	FORD F150 1/2T TRUCK	2013	FORD	BUBBA FORRESTER	Facilities Management	G-06385	20,828	4,892		Y
W	FORD F150 1/2T TRUCK	2013	FORD	KENNETH HOOD	Facilities Management	G-06386	14,107	3,819		Y
W	FORD F350 1T TRUCK	2013	FORD	TERRI SNEAD	Agriculture	G-63855	47,801	11,682		Y
P	CHEVY IMPALA LS SEDAN	2013	CHEVY	SYKES ZIMMERMAN	Passenger	G-63856	14,255	2,484		Y
P	DODGE RAM 1500 1/2T TRUCK	2013	DODGE	CHRISTI PARKER	Passenger	G-63984	92,488	21,196		Y
W	DODGE DAKOTA 1/2T TRUCK	2000	DODGE	PAT SNEED	Cargo	G-36767	141,704	664		Y
P	FORD 3/4T EXPLORER	2014	FORD	Melanie Chesser	Passenger	G-64507	38,160	2,185		Y
W	CHEVY SILVERADO 1500	2003	CHEVY	Frey	Facilities Management	G-64835	96,534	2,301		Y
W	BUS SHUTTLE 32 PASS	2014	BUS	Larry Graves	Mass Transit	G-64925	90,454	16,943		Y
W	BUS SHUTTLE 32 PASS	2014	BUS	Larry Graves	Mass Transit	G-64923	73,711	29,202		Y
W	BUS SHUTTLE 32 PASS	2014	BUS	Larry Graves	Mass Transit	G-64924	86,766	21,046		Y
W	FORD F550 1 1/2T TRUCK	2014	FORD	Ronnie Puckett	Cargo	G-65058	17,867	4,772		Y
W	BUS SHUTTLE 32 PASS	2014	BUS	Larry Graves	Mass Transit	G-65135	107,520	15,314		Y
W	BUS SHUTTLE 32 PASS	2014	BUS	Larry Graves	Mass Transit	G-65134	106,967	15,817		Y
W	BUS SHUTTLE 32 PASS	2014	BUS	Larry Graves	Mass Transit	G-65133	75,420	19,477		Y
W	BUS SHUTTLE 32 PASS	2014	BUS	Larry Graves	Mass Transit	G-65132	96,496	11,455		Y
P	CHEVROLET ODYSSEY 1/2T VAN	2013	CHEVROLET	TERRI SNEAD	Passenger	G-64659	73,540	10,640		Y
P	FORD F150 XL 1/2T TRUCK	2014	FORD	Chris Sowers	Passenger	G-66162	4,600	341		Y
P	DODGE 1/2T GRAND CARAVAN	2014	DODGE	JODIE WOMACK	Passenger	G-06607	26,593	7,867		Y

Vehicle Type: (P)assenger/(W)ork

**VEHICLE INVENTORY  
AS OF JUNE 30, 2018**

Mississippi State University (265-00)

Name of Agency

Vehicle Type	Vehicle Description	Model Year	Model	Person(s) Assigned To	Purpose/Use	Tag Number	Mileage on 6-30-2018	Average Miles per Year	Replacement Proposed	
									FY2019	FY2020
P	CHEVY IMPALA LMTD	2014	CHEVY	RONNIE WHITE	Passenger	G-65473	43,621	2,971		Y
P	CHEVY IMPALA LMTD	2014	CHEVY	JD HARDY	Passenger	G-65474	45,044	1,921		Y
P	CHEVY IMPALA LMTD	2014	CHEVY	NACOLE CUMBERLAND	Passenger	G-65475	40,224	1,655		Y
W	FORD F150 1/2T TRUCK	2014	FORD	ANN TRIPLETT	Facilities Management	G-66335	23,410	4,767		Y
W	FORD F150 1/2T TRUCK	2014	FORD	WAYNE NICKELS	Facilities Management	G-66334	19,796	2,779		Y
W	FORD F250 3/4T TRUCK	2014	FORD	Brad Winfield	Cargo	G-66386	16,996	3,147		Y
W	FORD TRANSIT 1/2 T VAN	2014	FORD	ROBERT MOORE	Facilities Management	G-66776	9,156	1,853		Y
W	BUS SHUTTLE 34 PASS	2014	BUS	Larry Graves	Mass Transit	G-67155	96,350	29,990		Y
W	BUS SHUTTLE 34 PASS	2014	BUS	Larry Graves	Mass Transit	G-67154	90,262	23,187		Y
W	FORD F150 1/2T TRUCK	2014	FORD	JIMBO HEARNSBERGER	Facilities Management	G-67021	14,322	4,697		Y
W	FORD F150 1/2T TRUCK	2014	FORD	BUBBA FORRESTER	Facilities Management	G-67022	18,515	2,850		Y
W	FORD F150 1/2T TRUCK	2014	FORD	COLBY MCCLAIN	Facilities Management	G-67019	8,893	1,458		Y
W	FORD F150 1/2T TRUCK	2014	FORD	KEITH VICKERS	Facilities Management	G-67018	19,095	3,607		Y
W	FORD ESCAPE SUV	2014	FORD	TOMMY VERDELL	Facilities Management	G-67020	10,016	1,664		Y
W	FORD TRANSIT 1/2T VAN	2014	FORD	STEVE PARROTT	Cargo	G-67390	6,122	1,757		Y
W	FORD TRANSIT 1/2T VAN	2014	FORD	STEVE PARROTT	Cargo	G-67391	3,603	1,169		Y
P	FORD FOCUS SE SEDAN 4DR	2014	FORD	DAVID GARRAWAY	Passenger	G-68171	7,221	1,267		Y
W	FORD, FULLSIZE VAN TRANSIT	2015	FORD,	CADE SMITH	Cargo	G-68727	30,519	7,752		Y
W	FORD TRANSIT CONNECT XL MINIVAN 2.5L	2014	FORD	THOM GORDON	Cargo	G-68943	23,635	7,871		Y

**VEHICLE INVENTORY  
AS OF JUNE 30, 2018**

Mississippi State University (265-00)

Name of Agency

Vehicle Type	Vehicle Description	Model Year	Model	Person(s) Assigned To	Purpose/Use	Tag Number	Mileage on 6-30-2018	Average Miles per Year	Replacement Proposed	
									FY2019	FY2020
W	FORD TRANSIT CONNECT XL MINIVAN 2.5L	2015	FORD	DAVID GARRAWAY	Cargo	G-68942	5,043	1,935		Y
W	FORD F150 1/2T TRUCK	1995	FORD	WAVERLY OAKLEY	Agriculture	S-15460	134,027	0		Y
W	FORD INTERCEPTOR SUV	2015	FORD	KENNETH ROGERS	Law Enforcement	G-69191	65,599	18,226		Y
P	CHEVROLET SILVERADO 1500 1/2T TRUCK	2008	CHEVROLET	Logan	Passenger	G-69279	118,718	702		Y
W	FREIGHTLINER BUCKET TRUCK M2 106	2015	FREIGHTLINE R	BUBBA FORRESTER	Facilities Management	G-73093	1,913	205		Y
P	COACH&EQUIP BUS SHUTTLE PHOENIX 25 PASS	2015	COACH&EQUIP	Larry Graves	Passenger	G-70154	102,658	33,994		Y
W	DODGE RAM 1500 1/2T TRUCK	2015	DODGE	KEITH VICKERS	Facilities Management	G-70037	17,049	4,458		Y
W	DODGE RAM 1500 1/2T TRUCK	2015	DODGE	JIMMY UPCHURCH	Facilities Management	G-69984	15,528	5,581		Y
W	DODGE RAM 1500 1/2T TRUCK	2015	DODGE	JOE KEETON	Facilities Management	G-69985	17,076	5,642		Y
W	DODGE RAM 1500 1/2T TRUCK	2015	DODGE	BUBBA FORRESTER	Facilities Management	G-70035	10,666	4,039		Y
W	DODGE RAM 2500 3/4T TRUCK	2015	DODGE	RICKY BROCK	Facilities Management	G-70034	19,902	8,038		Y
W	DODGE RAM 1500 1/2T TRUCK	2015	DODGE	JODAN BOYKIN	Facilities Management	G-70036	13,975	7,221		Y
W	DODGE RAM 1500 1/2T TRUCK	2015	DODGE	RODNEY BARKSDALE	Facilities Management	G-69983	10,538	3,197		Y
W	FORD ESCAPE 1/2T SUV	2015	FORD	TIM MUZZI	Facilities Management	G-69903	7,360	1,808		Y
W	FORD TRANSIT CONNECT XL CARGO VAN 2.5L	2015	FORD	DAVID MIXON	Cargo	G-70128	6,072	2,355		Y
W	CHEVY SILVERADO Z71 3/4T TRUCK	1998	CHEVY	SCOTT HUDSPETH	Cargo	G-69982	183,520	544		Y
P	TOYOTA PRIUS 2 4CYL	2015	TOYOTA	Adrienne Gannon	Passenger	G-70135	59,921	21,199		Y
P	TOYOTA PRIUS 2 4CYL	2015	TOYOTA	Katherine Cagle	Passenger	G-70152	51,861	14,929		Y

Vehicle Type: (P)assenger/(W)ork



**VEHICLE INVENTORY  
AS OF JUNE 30, 2018**

Mississippi State University (265-00)

Name of Agency

Vehicle Type	Vehicle Description	Model Year	Model	Person(s) Assigned To	Purpose/Use	Tag Number	Mileage on 6-30-2018	Average Miles per Year	Replacement Proposed	
									FY2019	FY2020
P	TOYOTA PRIUS 2 4CYL	2015	TOYOTA	Nicki Reeder	Passenger	G-70134	57,855	23,309		Y
P	FORD FUSION 4DR SEDAN	2015	FORD	STEVE PARROTT	Passenger	G-70470	3,475	943		Y
P	FORD INTERCEPTOR SUV AWD	2015	FORD	GARY KNOX	Passenger	G-70508	12,923	3,017		Y
W	FORD EXPLORER SUV	2016	FORD	ARTHUR COSBY	Administrative	G-70857	53,721	19,221		Y
W	FORD EXPLORER SUV	2016	FORD	TIFFNEY WILLIAMS	Administrative	G-70725	46,451	16,634		Y
P	GLAVAL BUS SHUTTLE APOLLO 32 PASS	2015	GLAVAL	Larry Graves	Passenger	G-70858	64,271	27,234		Y
P	GLAVAL BUS SHUTTLE APOLLO 32 PASS	2015	GLAVAL	Larry Graves	Passenger	G-70860	61,084	24,541		Y
P	GLAVAL BUS SHUTTLE APOLLO 32 PASS	2015	GLAVAL	Larry Graves	Passenger	G-70859	47,339	22,757		Y
W	FORD INTERCEPTOR SUV	2016	FORD	HEATH HOLLINGSWORTH	LAW ENFORCEMENT	G-70904	23,834	8,649		Y
W	FORD FUSION S 4DR SEDAN	2016	FORD	Lauren Porter	Administrative	G-71209	64,233	18,591		Y
W	SUBARU BRZ 2DR SEDAN	2015	SUBARU	Matthew Doude	Research	KTY 913	404	0		Y
W	CHEVY CAMARO ECOCAR 3	2016	CHEVY	RANDY FOLLETT	Research	9999999	15	0		Y
P	FORD INTERCEPTOR SEDAN SSV	2016	FORD	KENNETH ROGERS	Passenger	G-72158	35,543	14,306		Y
P	PHOENIX 25 PASS BUS SHUTTLE	2016	PHOENIX	Larry Graves	Passenger	G-72352	87,762	40,350		Y
P	PHOENIX 25 PASS BUS SHUTTLE	2016	PHOENIX	Larry Graves	Passenger	G-72353	84,192	35,130		Y
W	DODGE DAKOTA 1/4T TRUCK	1996	DODGE	MICHAEL PARSONS	Agriculture	S-16286	102,814	386		Y
P	FORD VAN TRANSIT 350XL 15 PASS	2016	FORD	TERRI SNEAD	Passenger	G-73514	34,753	14,924		Y
W	DODGE DURANGO UTILITY MEDIUM	2017	DODGE	VANCE RICE	Administrative	G-74703	18,470	11,456		Y

Vehicle Type: (P)assenger/(W)ork

**VEHICLE INVENTORY  
AS OF JUNE 30, 2018**

Mississippi State University (265-00)

Name of Agency

Vehicle Type	Vehicle Description	Model Year	Model	Person(s) Assigned To	Purpose/Use	Tag Number	Mileage on 6-30-2018	Average Miles per Year	Replacement Proposed	
									FY2019	FY2020
W	SUBARU FORESTER XT	2014	SUBARU	Matthew Doude	Research	G-75209	7,205	0		Y
W	DODGE CALIBER 4DR HATCHBACK	2007	DODGE	JANIE CIRLOT-NEW	DRIVER EVALUATION	G-78635	39,279	5		Y
P	FORD ESCAPE 1/2T SUV	2012	FORD	Kacie Scott	Passenger	G-57716	121,323	10,423		
W	FORD EXPLORER	2016	FORD	ATHUR COSBY	Administrative	G-72726	43,664	20,030		
W	FORD EXPLORER SUV MEDIUM UTILITY	2016	FORD	KENNETH ROGERS	Administrative	G-73470	13,886	6,901		
W	NISSAN 1/2T 4DR PATHFINDER	2017	NISSAN	GLENN DENNIS	Administrative	G-74299	38,452	20,517		
W	FORD ESCAPE S 1/2T SUV	2017	FORD	SID SALTER	Administrative	G-75102	12,810	6,712		
W	FORD INTERCEPTOR SUV AWD	2017	FORD	KENNETH ROGERS	LAW ENFORCEMENT	G-75051	20,669	15,176		
W	FORD FUSION S 4DR SEDAN	2017	FORD	Grant Nerren	Administrative	G-77061	30,107	29,313		
W	FORD FUSION S 4DR SEDAN	2017	FORD	Hannah Pierce	Administrative	G-77062	15,486	15,144		
W	TRANSIT CONNECT XL CARGO VAN 2.5L	2017	TRANSIT	DAVID GARRAWAY	Administrative	G-77736	3,649	3,638		
W	INTERNATIONAL 4300 12.5T TRUCK	2018	INTERNATIONAL	KIMBERY WOODRUFF	Administrative	G-77839	15,551	14,251		
W	FORD VAN TRANSIT 350XL 15 PASS	2017	FORD	JOHN RODGERS	Administrative	G-78130	7,823	7,812		
W	FORD TRANSIT 350XL CARGO VAN	2017	FORD	CHARLES REED	Administrative	G-78400	5,638	5,376		
W	DODGE RAM 3500 1T CREW CAB	2017	DODGE	DASHUN BLAIR	Administrative	G-78132	5,170	5,167		
P	STARCRAFT ALLSTAR 25 PASS SHUTTLE BUS	2017	STARCRAFT	Larry Graves	Passenger	G-78589	15,909	15,026		
W	FORD EXPLORER SUV	2017	FORD	KENNETH SPENCER	Administrative	G-78603	7,202	7,191		
W	DODGE RAM 1500 1/2T TRUCK	2017	DODGE	BART PRATHER	Facilities Management	G-78977	1,649	1,637		

Vehicle Type: (P)assenger/(W)ork

**VEHICLE INVENTORY  
AS OF JUNE 30, 2018**

Mississippi State University (265-00)

Name of Agency

Vehicle Type	Vehicle Description	Model Year	Model	Person(s) Assigned To	Purpose/Use	Tag Number	Mileage on 6-30-2018	Average Miles per Year	Replacement Proposed	
									FY2019	FY2020
W	DODGE RAM 1500 1/2T TRUCK	2017	DODGE	ANN TRIPLETT	Facilities Management	G-78998	4,459	4,447		
W	FORD INTERCEPTOR SEDAN AWD	2018	FORD	HEATH HOLLINGSWORTH	LAW ENFORCEMENT	G-79574	8,122	8,115		
W	NISSAN SENTRA SV 4DR SEDAN	2018	NISSAN	SUSAN SLOOP	Administrative	G-79339	931	926		
W	NISSAN SENTRA SV 4DR SEDAN	2018	NISSAN	SUSAN SLOOP	Administrative	G-79340	675	668		
W	NISSAN ROGUE SPORT S SUV	2018	NISSAN	NELSON OLIVIER	Administrative	G-79890	4,393	4,388		
P	DODGE 1/2T GRAND CARAVAN SE	2018	DODGE	DENNIS TRUAX	Passenger	G-78687	11	0		
W	FORD C-MAX SE HYBRID	2018	FORD	ROGER BAKER	Administrative	G-78654	75	64		
P	DODGE GRAND CARAVAN SE	2018	DODGE	CHRISTI PARKER	Passenger	G-78677	11	0		
W	DODGE RAM 1500 1/2T TRUCK	2018	DODGE	Logan	Administrative	9999999	12	0		
W	ALLIANCE 28 PASS BUS TROLLY	2018	ALLIANCE	Larry Graves	Mass Transit	9999999	865	0		
W	STARCRAFT ALLSTAR BUS 25 PASS	2018	STARCRAFT	Larry Graves	Mass Transit	9999999	858	0		
P	FORD FUSION S 4DR SEDAN	2018	FORD	RONNIE WHITE	Passenger	9999999	682	0		
W	STARCRAFT ALLSTAR BUS 25 PASS	2018	STARCRAFT	Larry Graves	Mass Transit	9999999	866	0		

**VEHICLE POOL MEMBER LIST  
2020 BUDGET REQUEST**

Mississippi State University (265-00)

---

Name of Agency

**PRIORITY OF DECISION UNITS  
FISCAL YEAR 2020**

Mississippi State University (265-00)

Name of Agency

Program	Decision Unit	Object	Amount
<b>Priority # 1</b>			
Program # 1: Instruction			
	Health Plan Cost Increase		
		Salaries	95,940
		<b>Totals</b>	95,940
		General Funds	95,940
	PERS Increase		
		Salaries	1,364,978
		<b>Totals</b>	1,364,978
		General Funds	1,364,978
Program # 2: Research			
	Health Plan Cost Increase		
		Salaries	8,657
		<b>Totals</b>	8,657
		General Funds	8,657
	PERS Increase		
		Salaries	123,168
		<b>Totals</b>	123,168
		General Funds	123,168
Program # 3: Public Service			
	Health Plan Cost Increase		
		Salaries	520
		<b>Totals</b>	520
		General Funds	520
	PERS Increase		
		Salaries	7,404
		<b>Totals</b>	7,404
		General Funds	7,404
Program # 4: Academic Support			
	Health Plan Cost Increase		
		Salaries	18,960
		<b>Totals</b>	18,960
		General Funds	18,960
	PERS Increase		
		Salaries	269,747
		<b>Totals</b>	269,747
		General Funds	269,747
Program # 5: Student Services			
	Health Plan Cost Increase		

**PRIORITY OF DECISION UNITS  
FISCAL YEAR 2020**

Mississippi State University (265-00)

Name of Agency

Program	Decision Unit	Object	Amount
		Salaries	11,991
		<b>Totals</b>	<b>11,991</b>
		General Funds	11,991
	PERS Increase		
		Salaries	170,601
		<b>Totals</b>	<b>170,601</b>
		General Funds	170,601
Program # 6: Institutional Support			
	Health Plan Cost Increase		
		Salaries	20,355
		<b>Totals</b>	<b>20,355</b>
		General Funds	20,355
	PERS Increase		
		Salaries	289,593
		<b>Totals</b>	<b>289,593</b>
		General Funds	289,593
Program # 7: Operation & Maintenance			
	Health Plan Cost Increase		
		Salaries	9,722
		<b>Totals</b>	<b>9,722</b>
		General Funds	9,722
	PERS Increase		
		Salaries	138,317
		<b>Totals</b>	<b>138,317</b>
		General Funds	138,317
	Recover FY 2016 Capital Funds		
		Contractual	2,789,486
		<b>Totals</b>	<b>2,789,486</b>
		State Support Special Funds	2,789,486



**Summary of 3% General Fund Program Reduction to FY 2019 Appropriated Funding by Major Object**

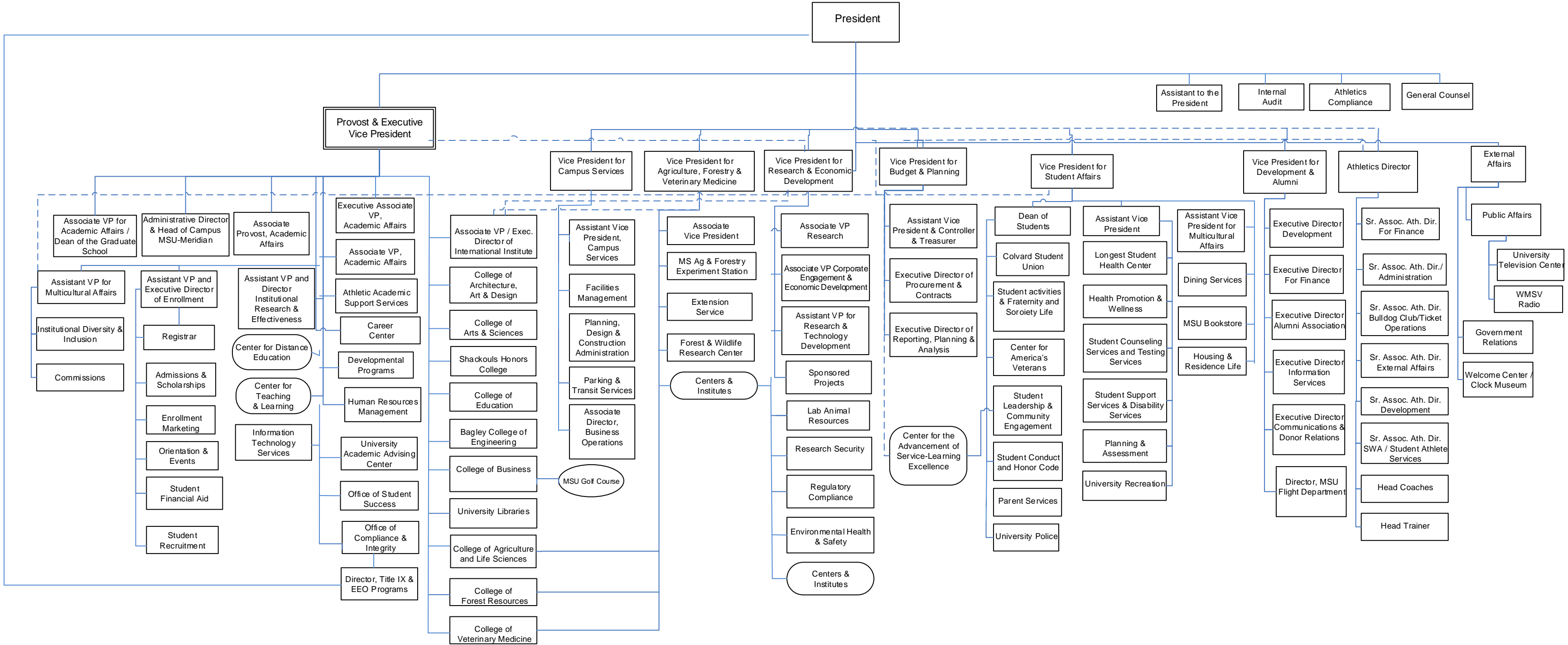
Mississippi State University (265-00)

Name of Agency

<b>Major Object</b>	<b>FY2019 General Fund Reduction</b>	<b>EFFECT ON FY2019 STATE SUPPORT SPECIAL FUNDS</b>	<b>EFFECT ON FY2019 FEDERAL FUNDS</b>	<b>EFFECT ON FY2019 OTHER SPECIAL FUNDS</b>	<b>TOTAL 3% REDUCTIONS</b>
<b>SALARIES, WAGES, FRINGE</b>					
<b>TRAVEL</b>					
<b>CONTRACTUAL</b>	(2,108,626)				(2,108,626)
<b>COMMODITIES</b>					
<b>OTHER THAN EQUIPMENT</b>					
<b>EQUIPMENT</b>					
<b>VEHICLES</b>					
<b>WIRELESS COMM. DEVS.</b>					
<b>SUBSIDIES, LOANS, ETC</b>					
<b>TOTALS</b>	<b>(2,108,626)</b>				<b>(2,108,626)</b>





MISSISSIPPI STATE UNIVERSITY  
as of July 31, 2017



BOARD OF TRUSTEES OF STATE  
INSTITUTIONS OF HIGHER LEARNING  
STATE OF MISSISSIPPI

Schedule A  
Salaries and Wages

Agency: Mississippi State University - On Campus

	Actual Expenses		Estimated Expenses		Required for	
	FY Ending		FY Ending		FY Ending	
	June 30, 2018		June 30, 2019		June 30, 2020	
	FTE	Dollars	FTE	Dollars	FTE	Dollars
<b>CURRENT POSITIONS:</b>						
1100 - Exec, Admin & Managerial	101.59	14,875,378	100.00	14,815,098	100.00	14,815,098
1200 - Faculty						
9 month	652.03	53,100,404	678.67	54,206,307	678.67	54,206,307
12 month	143.98	14,622,175	149.76	14,926,706	149.76	14,926,706
Other	<u>10.08</u>	<u>1,057,111</u>	<u>10.49</u>	<u>1,079,127</u>	<u>10.49</u>	<u>1,079,127</u>
Total Faculty	806.09	68,779,690	838.92	70,212,140	838.92	70,212,140
1300 - Professional Non-faculty	560.34	33,589,972	572.92	35,435,413	572.92	35,435,413
1400 - Clerical and Secretarial	324.32	10,623,346	329.29	10,707,532	329.29	10,707,532
1500 - Technical & Paraprofessional	16.05	688,358	14.18	561,040	14.18	561,040
1600 - Skilled Crafts	9.50	390,168	10.18	363,044	10.18	363,044
1700 - Services/Maintenance	168.76	5,356,091	205.72	5,927,402	205.72	5,927,402
1800 - Students	<u>425.35</u>	<u>7,896,743</u>	<u>388.79</u>	<u>7,409,290</u>	<u>388.79</u>	<u>7,409,290</u>
TOTAL	2,412.00	142,199,746	2,460.00	145,430,959	2,460.00	145,430,959
<b>NEW POSITIONS REQUIRED FOR FY 2020:</b>					FTE	Dollars
1100 - Exec, Admin & Managerial					0.00	0
1200 - Faculty					0.00	0
9 month					0.00	0
12 month					0.00	0
Other					0.00	0
1300 - Professional Non-faculty					0.00	0
1400 - Clerical and Secretarial	0.00	0				
1500 - Technical & Paraprofessional	0.00	0				
1600 - Skilled Crafts	0.00	0				
1700 - Services/Maintenance	0.00	0				
1800 - Students	0.00	0				
TOTAL	0.00	0				
<b>PROMOTIONS, REALIGNMENTS, RECLASSIFICATIONS FOR FY 2020:</b>					Dollars	
1100 - Exec, Admin & Managerial					0	
1200 - Faculty					0	
9 month					0	
12 month					0	
Other					0	
1300 - Professional Non-faculty					0	
1400 - Clerical and Secretarial	0					
1500 - Technical & Paraprofessional	0					
1600 - Skilled Crafts	0					
1700 - Services/Maintenance	0					
1800 - Students	0					
TOTAL	0					
<b>GRAND TOTAL Salaries and Wages</b>	2,412.00	142,199,746	2,460.00	145,430,959	2,460.00	145,430,959

BOARD OF TRUSTEES OF STATE  
INSTITUTIONS OF HIGHER LEARNING  
STATE OF MISSISSIPPI

Schedule A-1  
Fringe Benefits

Agency: Mississippi State University - On Campus

	Actual Expenses FY Ending June 30, 2018	Estimated Expenses FY Ending June 30, 2019	Continuation Required for FY Ending June 30, 2020
<b>CURRENT POSITIONS:</b>			
3910 - Employees' Retirement Matching	21,116,401	21,747,275	21,747,275
3920 - FICA Matching	9,557,246	9,842,779	9,842,779
3930 - Workers' Compensation	1,084,362	1,116,758	1,116,758
3940 - Health Insurance Contribution	8,933,994	9,200,906	9,200,906
3950 - Group Life Insurance	145,049	149,382	149,382
3960 - Civil Service (Agriculture Units)	0	0	-
3970 - Unemployment Tax	89,150	91,813	91,813
3980 - Remission of Fees	<u>20,249,965</u>	<u>20,854,954</u>	<u>20,854,954</u>
TOTAL Fringe Benefits for Continuing Employees	61,176,167	63,003,868	63,003,868
<b>ESTIMATED FRINGE BENEFITS REQUIRED FOR NEW POSITIONS FOR FY 2020:</b>			
3910 - Employees' Retirement Matching			0
3920 - FICA Matching			0
3930 - Workers' Compensation			0
3940 - Health Insurance Contribution			0
3950 - Group Life Insurance			0
3960 - Civil Service (Agriculture Units)			0
3970 - Unemployment Tax			0
3980 - Remission of Fees			<u>0</u>
TOTAL Fringe Benefits for New Positions			0
<b>FRINGE BENEFITS FOR PROMOTIONS, REALIGNMENTS, RECLASSIFICATIONS FOR FY 2020:</b>			
3910 - Employees' Retirement Matching			2,363,808
3920 - FICA Matching			0
3930 - Workers' Compensation			0
3940 - Health Insurance Contribution			166,145
3950 - Group Life Insurance			0
3960 - Civil Service (Agriculture Units)			0
3970 - Unemployment Tax			0
3980 - Remission of Fees			<u>0</u>
TOTAL Fringe Benefits for Promotions, etc.			2,529,953
<b>GRAND TOTAL Fringe Benefits</b>	<b>61,176,167</b>	<b>63,003,868</b>	
<b>SUBTOTAL SALARIES, WAGES &amp; FRINGE BENEFITS</b>	<b>203,375,913</b>	<b>208,434,827</b>	<b>210,964,780</b>
<b>LESS VACANCY RATE</b>	<b><u>(2,868,529)</u></b>	<b><u>(2,922,915)</u></b>	<b><u>(2,922,915)</u></b>
<b>TOTAL SALARIES, WAGES &amp; FRINGE BENEFITS</b>	<b>200,507,384</b>	<b>205,511,911</b>	<b>208,041,864</b>

